
NOVEMBER 5, 2019

GENERAL ELECTION

Official Returns
of the
General Election
held in


Douglas County
State of Washington



Oath of County Auditor or Supervisor of Elections


STATE OF WASHINGTON)
) ss.
COUNTY OF DOUGLAS

I solemnly swear that the returns of the General Election held on November 5, 2019, in Douglas County, State of Washington, have been in no way altered and that they are the same as when they were deposited in my office.



County Auditor or Supervisor of Elections

Subscribed and sworn to me this 26th day of November, 2019



Chairman, County Legislative Authority


Certification of the Canvassing Board

STATE OF WASHINGTON)
) ss.
COUNTY OF DOUGLAS


The undersigned officers designated by law as constituting the Canvassing Board for the County of Douglas, State of Washington, hereby certify that this is a full, true and correct copy of the Abstract of Votes including the cumulative results, precinct results, and a reconciliation report of votes cast at the February Special Election held on November 5, 2019, in Douglas County, State of Washington, and that the following are the true and reconciled numbers of voters and votes counted.

Witness our hands and official seal this 26th day of November, 2019






County Auditor or Supervisor of Elections



Chairman, County Legislative Authority



County Prosecuting Attorney

CANVASSING BOARD TALLY SHEET
General Election
11/5/2019

TYPE	TOTAL	ACCEPT	REJECT
LATE BALLOT	56	0	56
MISSING SIGNATURES	17	5	12
NO SIGNATURES	23	2	21
TOTAL	96	7	89

TOTAL BALLOTS CANVASSED

96

TOTAL BALLOTS ACCEPTED

7

TOTAL BALLOTS REJECTED

89

Shad Duwall

Douglas County Auditor or designee

[Signature]

Douglas County Commissioner or designee

[Signature]

Douglas County Prosecuting Attorney or designee

Precinct Results Report

General Election 2019

Run Time 1:10 PM

Run Date 11/26/2019

Douglas County

General Election

11/5/2019

Page 1

Official Results**Registered Voters**

10629 of 22711 = 46.80%

Precincts Reporting

0 of 47 = 0.00%

101

200 of 493 registered voters = 40.57%

Referendum Measure No. 88

Choice	Party	Absentee Voting		Total	
Approved		48	28.24%	48	28.24%
Rejected		122	71.76%	122	71.76%
	Cast Votes:	170	100.00%	170	100.00%
	Undervotes:	30		30	
	Overvotes:	0		0	
	Unresolved write-in votes:	0		0	

Initiative Measure No. 976

Choice	Party	Absentee Voting		Total	
Yes		133	66.83%	133	66.83%
No		66	33.17%	66	33.17%
	Cast Votes:	199	100.00%	199	100.00%
	Undervotes:	0		0	
	Overvotes:	1		1	
	Unresolved write-in votes:	0		0	

Advisory Vote No. 20

Choice	Party	Absentee Voting		Total	
Repealed		149	77.20%	149	77.20%
Maintained		44	22.80%	44	22.80%
	Cast Votes:	193	100.00%	193	100.00%
	Undervotes:	6		6	
	Overvotes:	1		1	
	Unresolved write-in votes:	0		0	

Advisory Vote No. 21

Choice	Party	Absentee Voting		Total	
Repealed		144	74.23%	144	74.23%
Maintained		50	25.77%	50	25.77%
	Cast Votes:	194	100.00%	194	100.00%
	Undervotes:	5		5	
	Overvotes:	1		1	
	Unresolved write-in votes:	0		0	

Precinct Results Report

General Election 2019

Run Time 1:10 PM

Run Date 11/26/2019

Douglas County

General Election

11/5/2019

Page 2

Official Results**Registered Voters**

10629 of 22711 = 46.80%

Precincts Reporting

0 of 47 = 0.00%

101

200 of 493 registered voters = 40.57%

Advisory Vote No. 22

Choice	Party	Absentee Voting		Total	
Repealed		146	75.65%	146	75.65%
Maintained		47	24.35%	47	24.35%
Cast Votes:		193	100.00%	193	100.00%
Undervotes:		7		7	
Overvotes:		0		0	
Unresolved write-in votes:		0		0	

Advisory Vote No. 23

Choice	Party	Absentee Voting		Total	
Repealed		73	37.24%	73	37.24%
Maintained		123	62.76%	123	62.76%
Cast Votes:		196	100.00%	196	100.00%
Undervotes:		4		4	
Overvotes:		0		0	
Unresolved write-in votes:		0		0	

Advisory Vote No. 24

Choice	Party	Absentee Voting		Total	
Repealed		150	77.32%	150	77.32%
Maintained		44	22.68%	44	22.68%
Cast Votes:		194	100.00%	194	100.00%
Undervotes:		6		6	
Overvotes:		0		0	
Unresolved write-in votes:		0		0	

Advisory Vote No. 25

Choice	Party	Absentee Voting		Total	
Repealed		133	68.91%	133	68.91%
Maintained		60	31.09%	60	31.09%
Cast Votes:		193	100.00%	193	100.00%
Undervotes:		7		7	
Overvotes:		0		0	
Unresolved write-in votes:		0		0	

Precinct Results Report

General Election 2019

Run Time 1:10 PM

Run Date 11/26/2019

Douglas County

General Election

11/5/2019

Page 3

Official Results**Registered Voters**

10629 of 22711 = 46.80%

Precincts Reporting

0 of 47 = 0.00%

101

200 of 493 registered voters = 40.57%

Advisory Vote No. 26

Choice	Party	Absentee Voting		Total	
Repealed		125	65.10%	125	65.10%
Maintained		67	34.90%	67	34.90%
Cast Votes:		192	100.00%	192	100.00%
Undervotes:		8		8	
Overvotes:		0		0	
Unresolved write-in votes:		0		0	

Advisory Vote No. 27

Choice	Party	Absentee Voting		Total	
Repealed		164	84.10%	164	84.10%
Maintained		31	15.90%	31	15.90%
Cast Votes:		195	100.00%	195	100.00%
Undervotes:		5		5	
Overvotes:		0		0	
Unresolved write-in votes:		0		0	

Advisory Vote No. 28

Choice	Party	Absentee Voting		Total	
Repealed		112	58.03%	112	58.03%
Maintained		81	41.97%	81	41.97%
Cast Votes:		193	100.00%	193	100.00%
Undervotes:		7		7	
Overvotes:		0		0	
Unresolved write-in votes:		0		0	

Advisory Vote No. 29

Choice	Party	Absentee Voting		Total	
Repealed		155	79.49%	155	79.49%
Maintained		40	20.51%	40	20.51%
Cast Votes:		195	100.00%	195	100.00%
Undervotes:		5		5	
Overvotes:		0		0	
Unresolved write-in votes:		0		0	

Precinct Results Report

General Election 2019

Run Time 1:10 PM

Run Date 11/26/2019

Douglas County

General Election

11/5/2019

Page 4

Official Results**Registered Voters**

10629 of 22711 = 46.80%

Precincts Reporting

0 of 47 = 0.00%

101

200 of 493 registered voters = 40.57%

Advisory Vote No. 30

Choice	Party	Absentee Voting		Total	
Repealed		139	72.02%	139	72.02%
Maintained		54	27.98%	54	27.98%
Cast Votes:		193	100.00%	193	100.00%
Undervotes:		7		7	
Overvotes:		0		0	
Unresolved write-in votes:		0		0	

Advisory Vote No. 31

Choice	Party	Absentee Voting		Total	
Repealed		102	53.40%	102	53.40%
Maintained		89	46.60%	89	46.60%
Cast Votes:		191	100.00%	191	100.00%
Undervotes:		9		9	
Overvotes:		0		0	
Unresolved write-in votes:		0		0	

Senate Joint Resolution No.8200

Choice	Party	Absentee Voting		Total	
Approved		104	53.89%	104	53.89%
Rejected		89	46.11%	89	46.11%
Cast Votes:		193	100.00%	193	100.00%
Undervotes:		7		7	
Overvotes:		0		0	
Unresolved write-in votes:		0		0	

Superior Court Judge Judge Position 1

Choice	Party	Absentee Voting		Total	
Brian C. Huber		131	100.00%	131	100.00%
Cast Votes:		131	100.00%	131	100.00%
Undervotes:		66		66	
Overvotes:		0		0	
Unresolved write-in votes:		3		3	

Precinct Results Report

General Election 2019

Run Time 1:10 PM

Run Date 11/26/2019

Douglas County

General Election

11/5/2019

Page 5

Official Results**Registered Voters**

10629 of 22711 = 46.80%

Precincts Reporting

0 of 47 = 0.00%

101

200 of 493 registered voters = 40.57%

Port Countywide Commissioner District 1

Choice	Party	Absentee Voting		Total	
Jim Huffman		140	100.00%	140	100.00%
	Cast Votes:	140	100.00%	140	100.00%
	Undervotes:	56		56	
	Overvotes:	0		0	
	Unresolved write-in votes:	4		4	

Eastmont Metro Parks and Recreation Commissioner #1 - Short/Full Term

Choice	Party	Absentee Voting		Total	
Deborah (Deb) Miller		129	100.00%	129	100.00%
	Cast Votes:	129	100.00%	129	100.00%
	Undervotes:	68		68	
	Overvotes:	0		0	
	Unresolved write-in votes:	2		2	

Eastmont Metro Parks and Recreation Commissioner #2

Choice	Party	Absentee Voting		Total	
Marc A. Marquis		128	100.00%	128	100.00%
	Cast Votes:	128	100.00%	128	100.00%
	Undervotes:	68		68	
	Overvotes:	0		0	
	Unresolved write-in votes:	3		3	

East Wenatchee Water Water Commissioner #3

Choice	Party	Absentee Voting		Total	
Jeff Johnson		75	51.72%	75	51.72%
Terry Barnes		70	48.28%	70	48.28%
	Cast Votes:	145	100.00%	145	100.00%
	Undervotes:	38		38	
	Overvotes:	0		0	
	Unresolved write-in votes:	3		3	

Precinct Results Report

General Election 2019

Run Time 1:10 PM

Run Date 11/26/2019

Douglas County

General Election

11/5/2019

Page 6

Official Results**Registered Voters**

10629 of 22711 = 46.80%

Precincts Reporting

0 of 47 = 0.00%

101

200 of 493 registered voters = 40.57%

Eastmont School District 206 Director 1

Choice	Party	Absentee Voting		Total	
Cindy Wright		105	69.54%	105	69.54%
Sasha Sleiman		46	30.46%	46	30.46%
Cast Votes:		151	100.00%	151	100.00%
Undervotes:		45		45	
Overvotes:		2		2	
Unresolved write-in votes:		2		2	

Eastmont School District 206 Director 2

Choice	Party	Absentee Voting		Total	
Whitney Smith		113	75.84%	113	75.84%
Nathan Medeiros		36	24.16%	36	24.16%
Cast Votes:		149	100.00%	149	100.00%
Undervotes:		48		48	
Overvotes:		1		1	
Unresolved write-in votes:		2		2	

Eastmont School District 206 Director 5 At Large

Choice	Party	Absentee Voting		Total	
Meaghan Vibbert		95	60.90%	95	60.90%
Lyle McClune		61	39.10%	61	39.10%
Cast Votes:		156	100.00%	156	100.00%
Undervotes:		42		42	
Overvotes:		0		0	
Unresolved write-in votes:		2		2	

Fire District #2 Commissioner #3

Choice	Party	Absentee Voting		Total	
Dave Fennell		69	48.59%	69	48.59%
Bob Black		73	51.41%	73	51.41%
Cast Votes:		142	100.00%	142	100.00%
Undervotes:		55		55	
Overvotes:		1		1	
Unresolved write-in votes:		2		2	

Precinct Results Report

General Election 2019

Run Time 1:10 PM

Run Date 11/26/2019

Douglas County

General Election

11/5/2019

Page 7

Official Results

Registered Voters

10629 of 22711 = 46.80%

Precincts Reporting

0 of 47 = 0.00%

102

462 of 922 registered voters = 50.11%

Referendum Measure No. 88

Choice	Party	Absentee Voting		Total	
Approved		132	32.51%	132	32.51%
Rejected		274	67.49%	274	67.49%
	Cast Votes:	406	100.00%	406	100.00%
	Undervotes:	55		55	
	Overvotes:	1		1	
	Unresolved write-in votes:	0		0	

Initiative Measure No. 976

Choice	Party	Absentee Voting		Total	
Yes		286	63.27%	286	63.27%
No		166	36.73%	166	36.73%
	Cast Votes:	452	100.00%	452	100.00%
	Undervotes:	10		10	
	Overvotes:	0		0	
	Unresolved write-in votes:	0		0	

Advisory Vote No. 20

Choice	Party	Absentee Voting		Total	
Repealed		321	76.07%	321	76.07%
Maintained		101	23.93%	101	23.93%
	Cast Votes:	422	100.00%	422	100.00%
	Undervotes:	40		40	
	Overvotes:	0		0	
	Unresolved write-in votes:	0		0	

Advisory Vote No. 21

Choice	Party	Absentee Voting		Total	
Repealed		301	70.82%	301	70.82%
Maintained		124	29.18%	124	29.18%
	Cast Votes:	425	100.00%	425	100.00%
	Undervotes:	37		37	
	Overvotes:	0		0	
	Unresolved write-in votes:	0		0	

Precinct Results Report

General Election 2019

Run Time 1:10 PM

Run Date 11/26/2019

Douglas County

General Election

11/5/2019

Page 8

Official Results**Registered Voters**

10629 of 22711 = 46.80%

Precincts Reporting

0 of 47 = 0.00%

102

462 of 922 registered voters = 50.11%

Advisory Vote No. 22

Choice	Party	Absentee Voting		Total	
Repealed		321	76.07%	321	76.07%
Maintained		101	23.93%	101	23.93%
Cast Votes:		422	100.00%	422	100.00%
Undervotes:		40		40	
Overvotes:		0		0	
Unresolved write-in votes:		0		0	

Advisory Vote No. 23

Choice	Party	Absentee Voting		Total	
Repealed		188	43.93%	188	43.93%
Maintained		240	56.07%	240	56.07%
Cast Votes:		428	100.00%	428	100.00%
Undervotes:		32		32	
Overvotes:		2		2	
Unresolved write-in votes:		0		0	

Advisory Vote No. 24

Choice	Party	Absentee Voting		Total	
Repealed		330	79.52%	330	79.52%
Maintained		85	20.48%	85	20.48%
Cast Votes:		415	100.00%	415	100.00%
Undervotes:		47		47	
Overvotes:		0		0	
Unresolved write-in votes:		0		0	

Advisory Vote No. 25

Choice	Party	Absentee Voting		Total	
Repealed		307	73.80%	307	73.80%
Maintained		109	26.20%	109	26.20%
Cast Votes:		416	100.00%	416	100.00%
Undervotes:		46		46	
Overvotes:		0		0	
Unresolved write-in votes:		0		0	

Precinct Results Report

General Election 2019

Run Time 1:10 PM

Run Date 11/26/2019

Douglas County

General Election

11/5/2019

Page 9

Official Results**Registered Voters**

10629 of 22711 = 46.80%

Precincts Reporting

0 of 47 = 0.00%

102

462 of 922 registered voters = 50.11%

Advisory Vote No. 26

Choice	Party	Absentee Voting		Total	
Repealed		285	69.17%	285	69.17%
Maintained		127	30.83%	127	30.83%
Cast Votes:		412	100.00%	412	100.00%
Undervotes:		50		50	
Overvotes:		0		0	
Unresolved write-in votes:		0		0	

Advisory Vote No. 27

Choice	Party	Absentee Voting		Total	
Repealed		345	80.61%	345	80.61%
Maintained		83	19.39%	83	19.39%
Cast Votes:		428	100.00%	428	100.00%
Undervotes:		34		34	
Overvotes:		0		0	
Unresolved write-in votes:		0		0	

Advisory Vote No. 28

Choice	Party	Absentee Voting		Total	
Repealed		238	57.07%	238	57.07%
Maintained		179	42.93%	179	42.93%
Cast Votes:		417	100.00%	417	100.00%
Undervotes:		44		44	
Overvotes:		1		1	
Unresolved write-in votes:		0		0	

Advisory Vote No. 29

Choice	Party	Absentee Voting		Total	
Repealed		349	83.49%	349	83.49%
Maintained		69	16.51%	69	16.51%
Cast Votes:		418	100.00%	418	100.00%
Undervotes:		44		44	
Overvotes:		0		0	
Unresolved write-in votes:		0		0	

Precinct Results Report

General Election 2019

Run Time 1:10 PM

Run Date 11/26/2019

Douglas County

General Election

11/5/2019

Page 10

Official Results**Registered Voters**

10629 of 22711 = 46.80%

Precincts Reporting

0 of 47 = 0.00%

102

462 of 922 registered voters = 50.11%

Advisory Vote No. 30

Choice	Party	Absentee Voting		Total	
Repealed		302	72.42%	302	72.42%
Maintained		115	27.58%	115	27.58%
Cast Votes:		417	100.00%	417	100.00%
Undervotes:		45		45	
Overvotes:		0		0	
Unresolved write-in votes:		0		0	

Advisory Vote No. 31

Choice	Party	Absentee Voting		Total	
Repealed		238	57.07%	238	57.07%
Maintained		179	42.93%	179	42.93%
Cast Votes:		417	100.00%	417	100.00%
Undervotes:		44		44	
Overvotes:		1		1	
Unresolved write-in votes:		0		0	

Senate Joint Resolution No.8200

Choice	Party	Absentee Voting		Total	
Approved		241	55.40%	241	55.40%
Rejected		194	44.60%	194	44.60%
Cast Votes:		435	100.00%	435	100.00%
Undervotes:		26		26	
Overvotes:		1		1	
Unresolved write-in votes:		0		0	

Superior Court Judge Judge Position 1

Choice	Party	Absentee Voting		Total	
Brian C. Huber		301	100.00%	301	100.00%
Cast Votes:		301	100.00%	301	100.00%
Undervotes:		157		157	
Overvotes:		0		0	
Unresolved write-in votes:		4		4	

Precinct Results Report

General Election 2019

Run Time 1:10 PM

Run Date 11/26/2019

Douglas County

General Election

11/5/2019

Page 11

Official Results**Registered Voters**

10629 of 22711 = 46.80%

Precincts Reporting

0 of 47 = 0.00%

102

462 of 922 registered voters = 50.11%

Port Countywide Commissioner District 1

Choice	Party	Absentee Voting		Total	
Jim Huffman		308	100.00%	308	100.00%
	Cast Votes:	308	100.00%	308	100.00%
	Undervotes:	148		148	
	Overvotes:	1		1	
	Unresolved write-in votes:	5		5	

Eastmont Metro Parks and Recreation Commissioner #1 - Short/Full Term

Choice	Party	Absentee Voting		Total	
Deborah (Deb) Miller		293	100.00%	293	100.00%
	Cast Votes:	293	100.00%	293	100.00%
	Undervotes:	165		165	
	Overvotes:	0		0	
	Unresolved write-in votes:	4		4	

Eastmont Metro Parks and Recreation Commissioner #2

Choice	Party	Absentee Voting		Total	
Marc A. Marquis		289	100.00%	289	100.00%
	Cast Votes:	289	100.00%	289	100.00%
	Undervotes:	169		169	
	Overvotes:	0		0	
	Unresolved write-in votes:	4		4	

East Wenatchee Water Water Commissioner #3

Choice	Party	Absentee Voting		Total	
Jeff Johnson		169	49.42%	169	49.42%
Terry Barnes		173	50.58%	173	50.58%
	Cast Votes:	342	100.00%	342	100.00%
	Undervotes:	119		119	
	Overvotes:	0		0	
	Unresolved write-in votes:	1		1	

Precinct Results Report

General Election 2019

Run Time 1:10 PM

Run Date 11/26/2019

Douglas County

General Election

11/5/2019

Page 12

Official Results**Registered Voters**

10629 of 22711 = 46.80%

Precincts Reporting

0 of 47 = 0.00%

102

462 of 922 registered voters = 50.11%

Eastmont School District 206 Director 1

Choice	Party	Absentee Voting		Total	
Cindy Wright		215	65.75%	215	65.75%
Sasha Sleiman		112	34.25%	112	34.25%
Cast Votes:		327	100.00%	327	100.00%
Undervotes:		129		129	
Overvotes:		0		0	
Unresolved write-in votes:		6		6	

Eastmont School District 206 Director 2

Choice	Party	Absentee Voting		Total	
Whitney Smith		238	72.56%	238	72.56%
Nathan Medeiros		90	27.44%	90	27.44%
Cast Votes:		328	100.00%	328	100.00%
Undervotes:		128		128	
Overvotes:		1		1	
Unresolved write-in votes:		5		5	

Eastmont School District 206 Director 5 At Large

Choice	Party	Absentee Voting		Total	
Meaghan Vibbert		237	67.33%	237	67.33%
Lyle McClune		115	32.67%	115	32.67%
Cast Votes:		352	100.00%	352	100.00%
Undervotes:		106		106	
Overvotes:		0		0	
Unresolved write-in votes:		4		4	

Fire District #2 Commissioner #3

Choice	Party	Absentee Voting		Total	
Dave Fennell		147	45.94%	147	45.94%
Bob Black		173	54.06%	173	54.06%
Cast Votes:		320	100.00%	320	100.00%
Undervotes:		140		140	
Overvotes:		1		1	
Unresolved write-in votes:		1		1	

Precinct Results Report

General Election 2019

Run Time 1:10 PM

Run Date 11/26/2019

Douglas County

General Election

11/5/2019

Page 13

Official Results

Registered Voters

10629 of 22711 = 46.80%

Precincts Reporting

0 of 47 = 0.00%

102

462 of 922 registered voters = 50.11%

Sewer District #1 Sewer Commissioner #2 - Short/Full Term

Choice	Party	Absentee Voting		Total	
Steve Lacy		131	35.12%	131	35.12%
Greg Peterson		242	64.88%	242	64.88%
	Cast Votes:	373	100.00%	373	100.00%
	Undervotes:	87		87	
	Overvotes:	1		1	
	Unresolved write-in votes:	1		1	

Precinct Results Report

General Election 2019

Run Time 1:10 PM

Run Date 11/26/2019

Douglas County

General Election

11/5/2019

Page 14

Official Results**Registered Voters**

10629 of 22711 = 46.80%

Precincts Reporting

0 of 47 = 0.00%

103

108 of 280 registered voters = 38.57%

Referendum Measure No. 88

Choice	Party	Absentee Voting		Total	
Approved		25	28.74%	25	28.74%
Rejected		62	71.26%	62	71.26%
	Cast Votes:	87	100.00%	87	100.00%
	Undervotes:	21		21	
	Overvotes:	0		0	
	Unresolved write-in votes:	0		0	

Initiative Measure No. 976

Choice	Party	Absentee Voting		Total	
Yes		70	65.42%	70	65.42%
No		37	34.58%	37	34.58%
	Cast Votes:	107	100.00%	107	100.00%
	Undervotes:	1		1	
	Overvotes:	0		0	
	Unresolved write-in votes:	0		0	

Advisory Vote No. 20

Choice	Party	Absentee Voting		Total	
Repealed		82	77.36%	82	77.36%
Maintained		24	22.64%	24	22.64%
	Cast Votes:	106	100.00%	106	100.00%
	Undervotes:	2		2	
	Overvotes:	0		0	
	Unresolved write-in votes:	0		0	

Advisory Vote No. 21

Choice	Party	Absentee Voting		Total	
Repealed		82	79.61%	82	79.61%
Maintained		21	20.39%	21	20.39%
	Cast Votes:	103	100.00%	103	100.00%
	Undervotes:	5		5	
	Overvotes:	0		0	
	Unresolved write-in votes:	0		0	

Precinct Results Report

General Election 2019

Run Time 1:10 PM

Run Date 11/26/2019

Douglas County

General Election

11/5/2019

Page 15

Official Results**Registered Voters**

10629 of 22711 = 46.80%

Precincts Reporting

0 of 47 = 0.00%

103

108 of 280 registered voters = 38.57%

Advisory Vote No. 22

Choice	Party	Absentee Voting		Total	
Repealed		83	80.58%	83	80.58%
Maintained		20	19.42%	20	19.42%
Cast Votes:		103	100.00%	103	100.00%
Undervotes:		5		5	
Overvotes:		0		0	
Unresolved write-in votes:		0		0	

Advisory Vote No. 23

Choice	Party	Absentee Voting		Total	
Repealed		47	45.19%	47	45.19%
Maintained		57	54.81%	57	54.81%
Cast Votes:		104	100.00%	104	100.00%
Undervotes:		3		3	
Overvotes:		1		1	
Unresolved write-in votes:		0		0	

Advisory Vote No. 24

Choice	Party	Absentee Voting		Total	
Repealed		80	80.81%	80	80.81%
Maintained		19	19.19%	19	19.19%
Cast Votes:		99	100.00%	99	100.00%
Undervotes:		9		9	
Overvotes:		0		0	
Unresolved write-in votes:		0		0	

Advisory Vote No. 25

Choice	Party	Absentee Voting		Total	
Repealed		76	74.51%	76	74.51%
Maintained		26	25.49%	26	25.49%
Cast Votes:		102	100.00%	102	100.00%
Undervotes:		6		6	
Overvotes:		0		0	
Unresolved write-in votes:		0		0	

Precinct Results Report

General Election 2019

Run Time 1:10 PM

Run Date 11/26/2019

Douglas County

General Election

11/5/2019

Page 16

Official Results**Registered Voters**

10629 of 22711 = 46.80%

Precincts Reporting

0 of 47 = 0.00%

103

108 of 280 registered voters = 38.57%

Advisory Vote No. 26

Choice	Party	Absentee Voting		Total	
Repealed		67	67.68%	67	67.68%
Maintained		32	32.32%	32	32.32%
Cast Votes:		99	100.00%	99	100.00%
Undervotes:		9		9	
Overvotes:		0		0	
Unresolved write-in votes:		0		0	

Advisory Vote No. 27

Choice	Party	Absentee Voting		Total	
Repealed		84	81.55%	84	81.55%
Maintained		19	18.45%	19	18.45%
Cast Votes:		103	100.00%	103	100.00%
Undervotes:		5		5	
Overvotes:		0		0	
Unresolved write-in votes:		0		0	

Advisory Vote No. 28

Choice	Party	Absentee Voting		Total	
Repealed		51	51.00%	51	51.00%
Maintained		49	49.00%	49	49.00%
Cast Votes:		100	100.00%	100	100.00%
Undervotes:		8		8	
Overvotes:		0		0	
Unresolved write-in votes:		0		0	

Advisory Vote No. 29

Choice	Party	Absentee Voting		Total	
Repealed		86	82.69%	86	82.69%
Maintained		18	17.31%	18	17.31%
Cast Votes:		104	100.00%	104	100.00%
Undervotes:		4		4	
Overvotes:		0		0	
Unresolved write-in votes:		0		0	

Precinct Results Report

General Election 2019

Run Time 1:10 PM

Run Date 11/26/2019

Douglas County

General Election

11/5/2019

Page 17

Official Results**Registered Voters**

10629 of 22711 = 46.80%

Precincts Reporting

0 of 47 = 0.00%

103

108 of 280 registered voters = 38.57%

Advisory Vote No. 30

Choice	Party	Absentee Voting		Total	
Repealed		81	80.20%	81	80.20%
Maintained		20	19.80%	20	19.80%
Cast Votes:		101	100.00%	101	100.00%
Undervotes:		7		7	
Overvotes:		0		0	
Unresolved write-in votes:		0		0	

Advisory Vote No. 31

Choice	Party	Absentee Voting		Total	
Repealed		58	61.05%	58	61.05%
Maintained		37	38.95%	37	38.95%
Cast Votes:		95	100.00%	95	100.00%
Undervotes:		13		13	
Overvotes:		0		0	
Unresolved write-in votes:		0		0	

Senate Joint Resolution No.8200

Choice	Party	Absentee Voting		Total	
Approved		41	39.81%	41	39.81%
Rejected		62	60.19%	62	60.19%
Cast Votes:		103	100.00%	103	100.00%
Undervotes:		5		5	
Overvotes:		0		0	
Unresolved write-in votes:		0		0	

Superior Court Judge Judge Position 1

Choice	Party	Absentee Voting		Total	
Brian C. Huber		67	100.00%	67	100.00%
Cast Votes:		67	100.00%	67	100.00%
Undervotes:		37		37	
Overvotes:		0		0	
Unresolved write-in votes:		4		4	

Precinct Results Report

General Election 2019

Run Time 1:10 PM

Run Date 11/26/2019

Douglas County

General Election

11/5/2019

Page 18

Official Results**Registered Voters**

10629 of 22711 = 46.80%

Precincts Reporting

0 of 47 = 0.00%

103

108 of 280 registered voters = 38.57%

Port Countywide Commissioner District 1

Choice	Party	Absentee Voting	Total
Jim Huffman		74 100.00%	74 100.00%
	Cast Votes:	74 100.00%	74 100.00%
	Undervotes:	30	30
	Overvotes:	0	0
	Unresolved write-in votes:	4	4

Eastmont Metro Parks and Recreation Commissioner #1 - Short/Full Term

Choice	Party	Absentee Voting	Total
Deborah (Deb) Miller		74 100.00%	74 100.00%
	Cast Votes:	74 100.00%	74 100.00%
	Undervotes:	32	32
	Overvotes:	0	0
	Unresolved write-in votes:	2	2

Eastmont Metro Parks and Recreation Commissioner #2

Choice	Party	Absentee Voting	Total
Marc A. Marquis		70 100.00%	70 100.00%
	Cast Votes:	70 100.00%	70 100.00%
	Undervotes:	36	36
	Overvotes:	0	0
	Unresolved write-in votes:	2	2

East Wenatchee Water Water Commissioner #3

Choice	Party	Absentee Voting	Total
Jeff Johnson		38 49.35%	38 49.35%
Terry Barnes		39 50.65%	39 50.65%
	Cast Votes:	77 100.00%	77 100.00%
	Undervotes:	30	30
	Overvotes:	0	0
	Unresolved write-in votes:	1	1

Precinct Results Report

General Election 2019

Run Time 1:10 PM

Run Date 11/26/2019

Douglas County

General Election

11/5/2019

Page 19

Official Results**Registered Voters**

10629 of 22711 = 46.80%

Precincts Reporting

0 of 47 = 0.00%

103

108 of 280 registered voters = 38.57%

Eastmont School District 206 Director 1

Choice	Party	Absentee Voting		Total	
Cindy Wright		40	50.63%	40	50.63%
Sasha Sleiman		39	49.37%	39	49.37%
	Cast Votes:	79	100.00%	79	100.00%
	Undervotes:	28		28	
	Overvotes:	0		0	
	Unresolved write-in votes:	1		1	

Eastmont School District 206 Director 2

Choice	Party	Absentee Voting		Total	
Whitney Smith		45	62.50%	45	62.50%
Nathan Medeiros		27	37.50%	27	37.50%
	Cast Votes:	72	100.00%	72	100.00%
	Undervotes:	35		35	
	Overvotes:	0		0	
	Unresolved write-in votes:	1		1	

Eastmont School District 206 Director 5 At Large

Choice	Party	Absentee Voting		Total	
Meaghan Vibbert		43	50.00%	43	50.00%
Lyle McClune		43	50.00%	43	50.00%
	Cast Votes:	86	100.00%	86	100.00%
	Undervotes:	21		21	
	Overvotes:	0		0	
	Unresolved write-in votes:	1		1	

Fire District #2 Commissioner #3

Choice	Party	Absentee Voting		Total	
Dave Fennell		37	52.11%	37	52.11%
Bob Black		34	47.89%	34	47.89%
	Cast Votes:	71	100.00%	71	100.00%
	Undervotes:	36		36	
	Overvotes:	0		0	
	Unresolved write-in votes:	1		1	

Precinct Results Report

General Election 2019

Run Time 1:10 PM

Run Date 11/26/2019

Douglas County

General Election

11/5/2019

Page 20

Official Results

Registered Voters

10629 of 22711 = 46.80%

Precincts Reporting

0 of 47 = 0.00%

103

108 of 280 registered voters = 38.57%

Sewer District #1 Sewer Commissioner #2 - Short/Full Term

Choice	Party	Absentee Voting		Total	
Steve Lacy		38	44.71%	38	44.71%
Greg Peterson		47	55.29%	47	55.29%
	Cast Votes:	85	100.00%	85	100.00%
	Undervotes:	22		22	
	Overvotes:	0		0	
	Unresolved write-in votes:	1		1	

Precinct Results Report

General Election 2019

Run Time 1:10 PM

Run Date 11/26/2019

Douglas County

General Election

11/5/2019

Page 21

Official Results**Registered Voters**

10629 of 22711 = 46.80%

Precincts Reporting

0 of 47 = 0.00%

104

492 of 850 registered voters = 57.88%

Referendum Measure No. 88

Choice	Party	Absentee Voting		Total	
Approved		160	38.74%	160	38.74%
Rejected		253	61.26%	253	61.26%
	Cast Votes:	413	100.00%	413	100.00%
	Undervotes:	79		79	
	Overvotes:	0		0	
	Unresolved write-in votes:	0		0	

Initiative Measure No. 976

Choice	Party	Absentee Voting		Total	
Yes		289	59.22%	289	59.22%
No		199	40.78%	199	40.78%
	Cast Votes:	488	100.00%	488	100.00%
	Undervotes:	4		4	
	Overvotes:	0		0	
	Unresolved write-in votes:	0		0	

Advisory Vote No. 20

Choice	Party	Absentee Voting		Total	
Repealed		342	75.00%	342	75.00%
Maintained		114	25.00%	114	25.00%
	Cast Votes:	456	100.00%	456	100.00%
	Undervotes:	36		36	
	Overvotes:	0		0	
	Unresolved write-in votes:	0		0	

Advisory Vote No. 21

Choice	Party	Absentee Voting		Total	
Repealed		307	67.62%	307	67.62%
Maintained		147	32.38%	147	32.38%
	Cast Votes:	454	100.00%	454	100.00%
	Undervotes:	38		38	
	Overvotes:	0		0	
	Unresolved write-in votes:	0		0	

Precinct Results Report

General Election 2019

Run Time 1:10 PM

Run Date 11/26/2019

Douglas County

General Election

11/5/2019

Page 22

Official Results**Registered Voters**

10629 of 22711 = 46.80%

Precincts Reporting

0 of 47 = 0.00%

104

492 of 850 registered voters = 57.88%

Advisory Vote No. 22

Choice	Party	Absentee Voting		Total	
Repealed		325	72.22%	325	72.22%
Maintained		125	27.78%	125	27.78%
Cast Votes:		450	100.00%	450	100.00%
Undervotes:		42		42	
Overvotes:		0		0	
Unresolved write-in votes:		0		0	

Advisory Vote No. 23

Choice	Party	Absentee Voting		Total	
Repealed		179	38.58%	179	38.58%
Maintained		285	61.42%	285	61.42%
Cast Votes:		464	100.00%	464	100.00%
Undervotes:		28		28	
Overvotes:		0		0	
Unresolved write-in votes:		0		0	

Advisory Vote No. 24

Choice	Party	Absentee Voting		Total	
Repealed		342	76.51%	342	76.51%
Maintained		105	23.49%	105	23.49%
Cast Votes:		447	100.00%	447	100.00%
Undervotes:		45		45	
Overvotes:		0		0	
Unresolved write-in votes:		0		0	

Advisory Vote No. 25

Choice	Party	Absentee Voting		Total	
Repealed		324	71.68%	324	71.68%
Maintained		128	28.32%	128	28.32%
Cast Votes:		452	100.00%	452	100.00%
Undervotes:		40		40	
Overvotes:		0		0	
Unresolved write-in votes:		0		0	

Precinct Results Report

General Election 2019

Run Time 1:10 PM

Run Date 11/26/2019

Douglas County

General Election

11/5/2019

Page 23

Official Results**Registered Voters**

10629 of 22711 = 46.80%

Precincts Reporting

0 of 47 = 0.00%

104

492 of 850 registered voters = 57.88%

Advisory Vote No. 26

Choice	Party	Absentee Voting		Total	
Repealed		294	66.22%	294	66.22%
Maintained		150	33.78%	150	33.78%
Cast Votes:		444	100.00%	444	100.00%
Undervotes:		48		48	
Overvotes:		0		0	
Unresolved write-in votes:		0		0	

Advisory Vote No. 27

Choice	Party	Absentee Voting		Total	
Repealed		351	77.48%	351	77.48%
Maintained		102	22.52%	102	22.52%
Cast Votes:		453	100.00%	453	100.00%
Undervotes:		39		39	
Overvotes:		0		0	
Unresolved write-in votes:		0		0	

Advisory Vote No. 28

Choice	Party	Absentee Voting		Total	
Repealed		245	54.57%	245	54.57%
Maintained		204	45.43%	204	45.43%
Cast Votes:		449	100.00%	449	100.00%
Undervotes:		43		43	
Overvotes:		0		0	
Unresolved write-in votes:		0		0	

Advisory Vote No. 29

Choice	Party	Absentee Voting		Total	
Repealed		348	77.16%	348	77.16%
Maintained		103	22.84%	103	22.84%
Cast Votes:		451	100.00%	451	100.00%
Undervotes:		41		41	
Overvotes:		0		0	
Unresolved write-in votes:		0		0	

Precinct Results Report

General Election 2019

Run Time 1:10 PM

Run Date 11/26/2019

Douglas County

General Election

11/5/2019

Page 24

Official Results**Registered Voters**

10629 of 22711 = 46.80%

Precincts Reporting

0 of 47 = 0.00%

104

492 of 850 registered voters = 57.88%

Advisory Vote No. 30

Choice	Party	Absentee Voting		Total	
Repealed		310	68.58%	310	68.58%
Maintained		142	31.42%	142	31.42%
Cast Votes:		452	100.00%	452	100.00%
Undervotes:		40		40	
Overvotes:		0		0	
Unresolved write-in votes:		0		0	

Advisory Vote No. 31

Choice	Party	Absentee Voting		Total	
Repealed		235	52.57%	235	52.57%
Maintained		212	47.43%	212	47.43%
Cast Votes:		447	100.00%	447	100.00%
Undervotes:		45		45	
Overvotes:		0		0	
Unresolved write-in votes:		0		0	

Senate Joint Resolution No.8200

Choice	Party	Absentee Voting		Total	
Approved		285	61.42%	285	61.42%
Rejected		179	38.58%	179	38.58%
Cast Votes:		464	100.00%	464	100.00%
Undervotes:		27		27	
Overvotes:		1		1	
Unresolved write-in votes:		0		0	

Superior Court Judge Judge Position 1

Choice	Party	Absentee Voting		Total	
Brian C. Huber		331	100.00%	331	100.00%
Cast Votes:		331	100.00%	331	100.00%
Undervotes:		158		158	
Overvotes:		0		0	
Unresolved write-in votes:		3		3	

Precinct Results Report

General Election 2019

Run Time 1:10 PM

Run Date 11/26/2019

Douglas County

General Election

11/5/2019

Page 25

Official Results**Registered Voters**

10629 of 22711 = 46.80%

Precincts Reporting

0 of 47 = 0.00%

104

492 of 850 registered voters = 57.88%

Port Countywide Commissioner District 1

Choice	Party	Absentee Voting		Total	
Jim Huffman		334	100.00%	334	100.00%
	Cast Votes:	334	100.00%	334	100.00%
	Undervotes:	156		156	
	Overvotes:	0		0	
	Unresolved write-in votes:	2		2	

Eastmont Metro Parks and Recreation Commissioner #1 - Short/Full Term

Choice	Party	Absentee Voting		Total	
Deborah (Deb) Miller		330	100.00%	330	100.00%
	Cast Votes:	330	100.00%	330	100.00%
	Undervotes:	160		160	
	Overvotes:	0		0	
	Unresolved write-in votes:	2		2	

Eastmont Metro Parks and Recreation Commissioner #2

Choice	Party	Absentee Voting		Total	
Marc A. Marquis		318	100.00%	318	100.00%
	Cast Votes:	318	100.00%	318	100.00%
	Undervotes:	172		172	
	Overvotes:	0		0	
	Unresolved write-in votes:	2		2	

East Wenatchee Water Water Commissioner #3

Choice	Party	Absentee Voting		Total	
Jeff Johnson		180	46.75%	180	46.75%
Terry Barnes		205	53.25%	205	53.25%
	Cast Votes:	385	100.00%	385	100.00%
	Undervotes:	105		105	
	Overvotes:	0		0	
	Unresolved write-in votes:	2		2	

Precinct Results Report

General Election 2019

Run Time 1:10 PM

Run Date 11/26/2019

Douglas County

General Election

11/5/2019

Page 26

Official Results

Registered Voters

10629 of 22711 = 46.80%

Precincts Reporting

0 of 47 = 0.00%

104

492 of 850 registered voters = 57.88%

Eastmont School District 206 Director 1

Choice	Party	Absentee Voting		Total	
Cindy Wright		227	59.58%	227	59.58%
Sasha Sleiman		154	40.42%	154	40.42%
	Cast Votes:	381	100.00%	381	100.00%
	Undervotes:	109		109	
	Overvotes:	0		0	
	Unresolved write-in votes:	2		2	

Eastmont School District 206 Director 2

Choice	Party	Absentee Voting		Total	
Whitney Smith		263	71.86%	263	71.86%
Nathan Medeiros		103	28.14%	103	28.14%
	Cast Votes:	366	100.00%	366	100.00%
	Undervotes:	122		122	
	Overvotes:	1		1	
	Unresolved write-in votes:	3		3	

Eastmont School District 206 Director 5 At Large

Choice	Party	Absentee Voting		Total	
Meaghan Vibbert		251	65.03%	251	65.03%
Lyle McClune		135	34.97%	135	34.97%
	Cast Votes:	386	100.00%	386	100.00%
	Undervotes:	104		104	
	Overvotes:	0		0	
	Unresolved write-in votes:	2		2	

City of East Wenatchee Mayor

Choice	Party	Absentee Voting		Total	
Jerrilea Crawford		249	57.51%	249	57.51%
Timothy J "Tim" Detering		184	42.49%	184	42.49%
	Cast Votes:	433	100.00%	433	100.00%
	Undervotes:	55		55	
	Overvotes:	1		1	
	Unresolved write-in votes:	3		3	

Precinct Results Report

General Election 2019

Run Time 1:10 PM

Run Date 11/26/2019

Douglas County

General Election

11/5/2019

Page 27

Official Results

Registered Voters

10629 of 22711 = 46.80%

Precincts Reporting

0 of 47 = 0.00%

104

492 of 850 registered voters = 57.88%

City of East Wenatchee Council Position 1

Choice	Party	Absentee Voting		Total	
John D. Sterk		309	100.00%	309	100.00%
	Cast Votes:	309	100.00%	309	100.00%
	Undervotes:	179		179	
	Overvotes:	0		0	
	Unresolved write-in votes:	4		4	

City of East Wenatchee Council Position 2

Choice	Party	Absentee Voting		Total	
Harry Raab		308	100.00%	308	100.00%
	Cast Votes:	308	100.00%	308	100.00%
	Undervotes:	178		178	
	Overvotes:	0		0	
	Unresolved write-in votes:	6		6	

City of East Wenatchee Council Position 5 - Short/Full Term

Choice	Party	Absentee Voting		Total	
Shayne L. Magdoff		302	100.00%	302	100.00%
	Cast Votes:	302	100.00%	302	100.00%
	Undervotes:	186		186	
	Overvotes:	0		0	
	Unresolved write-in votes:	4		4	

City of East Wenatchee Council Position 6

Choice	Party	Absentee Voting		Total	
Marl Kane		143	37.34%	143	37.34%
Christine Johnson		240	62.66%	240	62.66%
	Cast Votes:	383	100.00%	383	100.00%
	Undervotes:	105		105	
	Overvotes:	1		1	
	Unresolved write-in votes:	3		3	

Precinct Results Report

General Election 2019

Run Time 1:10 PM

Run Date 11/26/2019

Douglas County

General Election

11/5/2019

Page 28

Official Results

Registered Voters

10629 of 22711 = 46.80%

Precincts Reporting

0 of 47 = 0.00%

104

492 of 850 registered voters = 57.88%

Fire District #2 Commissioner #3

Choice	Party	Absentee Voting		Total	
Dave Fennell		166	49.70%	166	49.70%
Bob Black		168	50.30%	168	50.30%
	Cast Votes:	334	100.00%	334	100.00%
	Undervotes:	155		155	
	Overvotes:	0		0	
	Unresolved write-in votes:	3		3	

Sewer District #1 Sewer Commissioner #2 - Short/Full Term

Choice	Party	Absentee Voting		Total	
Steve Lacy		147	34.03%	147	34.03%
Greg Peterson		285	65.97%	285	65.97%
	Cast Votes:	432	100.00%	432	100.00%
	Undervotes:	57		57	
	Overvotes:	2		2	
	Unresolved write-in votes:	1		1	

Precinct Results Report

General Election 2019

Run Time 1:10 PM

Run Date 11/26/2019

Douglas County

General Election

11/5/2019

Page 29

Official Results**Registered Voters**

10629 of 22711 = 46.80%

Precincts Reporting

0 of 47 = 0.00%

105

127 of 502 registered voters = 25.30%

Referendum Measure No. 88

Choice	Party	Absentee Voting		Total	
Approved		34	32.08%	34	32.08%
Rejected		72	67.92%	72	67.92%
	Cast Votes:	106	100.00%	106	100.00%
	Undervotes:	21		21	
	Overvotes:	0		0	
	Unresolved write-in votes:	0		0	

Initiative Measure No. 976

Choice	Party	Absentee Voting		Total	
Yes		88	69.84%	88	69.84%
No		38	30.16%	38	30.16%
	Cast Votes:	126	100.00%	126	100.00%
	Undervotes:	1		1	
	Overvotes:	0		0	
	Unresolved write-in votes:	0		0	

Advisory Vote No. 20

Choice	Party	Absentee Voting		Total	
Repealed		97	81.51%	97	81.51%
Maintained		22	18.49%	22	18.49%
	Cast Votes:	119	100.00%	119	100.00%
	Undervotes:	8		8	
	Overvotes:	0		0	
	Unresolved write-in votes:	0		0	

Advisory Vote No. 21

Choice	Party	Absentee Voting		Total	
Repealed		92	76.03%	92	76.03%
Maintained		29	23.97%	29	23.97%
	Cast Votes:	121	100.00%	121	100.00%
	Undervotes:	6		6	
	Overvotes:	0		0	
	Unresolved write-in votes:	0		0	

Precinct Results Report

General Election 2019

Run Time 1:10 PM

Run Date 11/26/2019

Douglas County

General Election

11/5/2019

Page 30

Official Results**Registered Voters**

10629 of 22711 = 46.80%

Precincts Reporting

0 of 47 = 0.00%

105

127 of 502 registered voters = 25.30%

Advisory Vote No. 22

Choice	Party	Absentee Voting		Total	
Repealed		96	80.00%	96	80.00%
Maintained		24	20.00%	24	20.00%
Cast Votes:		120	100.00%	120	100.00%
Undervotes:		7		7	
Overvotes:		0		0	
Unresolved write-in votes:		0		0	

Advisory Vote No. 23

Choice	Party	Absentee Voting		Total	
Repealed		60	50.00%	60	50.00%
Maintained		60	50.00%	60	50.00%
Cast Votes:		120	100.00%	120	100.00%
Undervotes:		7		7	
Overvotes:		0		0	
Unresolved write-in votes:		0		0	

Advisory Vote No. 24

Choice	Party	Absentee Voting		Total	
Repealed		94	78.99%	94	78.99%
Maintained		25	21.01%	25	21.01%
Cast Votes:		119	100.00%	119	100.00%
Undervotes:		8		8	
Overvotes:		0		0	
Unresolved write-in votes:		0		0	

Advisory Vote No. 25

Choice	Party	Absentee Voting		Total	
Repealed		84	70.59%	84	70.59%
Maintained		35	29.41%	35	29.41%
Cast Votes:		119	100.00%	119	100.00%
Undervotes:		8		8	
Overvotes:		0		0	
Unresolved write-in votes:		0		0	

Precinct Results Report

General Election 2019

Run Time 1:10 PM

Run Date 11/26/2019

Douglas County

General Election

11/5/2019

Page 31

Official Results**Registered Voters**

10629 of 22711 = 46.80%

Precincts Reporting

0 of 47 = 0.00%

105

127 of 502 registered voters = 25.30%

Advisory Vote No. 26

Choice	Party	Absentee Voting		Total	
Repealed		88	73.33%	88	73.33%
Maintained		32	26.67%	32	26.67%
Cast Votes:		120	100.00%	120	100.00%
Undervotes:		7		7	
Overvotes:		0		0	
Unresolved write-in votes:		0		0	

Advisory Vote No. 27

Choice	Party	Absentee Voting		Total	
Repealed		102	84.30%	102	84.30%
Maintained		19	15.70%	19	15.70%
Cast Votes:		121	100.00%	121	100.00%
Undervotes:		6		6	
Overvotes:		0		0	
Unresolved write-in votes:		0		0	

Advisory Vote No. 28

Choice	Party	Absentee Voting		Total	
Repealed		68	56.20%	68	56.20%
Maintained		53	43.80%	53	43.80%
Cast Votes:		121	100.00%	121	100.00%
Undervotes:		6		6	
Overvotes:		0		0	
Unresolved write-in votes:		0		0	

Advisory Vote No. 29

Choice	Party	Absentee Voting		Total	
Repealed		98	81.67%	98	81.67%
Maintained		22	18.33%	22	18.33%
Cast Votes:		120	100.00%	120	100.00%
Undervotes:		7		7	
Overvotes:		0		0	
Unresolved write-in votes:		0		0	

Precinct Results Report

General Election 2019

Run Time 1:10 PM

Run Date 11/26/2019

Douglas County

General Election

11/5/2019

Page 32

Official Results**Registered Voters**

10629 of 22711 = 46.80%

Precincts Reporting

0 of 47 = 0.00%

105

127 of 502 registered voters = 25.30%

Advisory Vote No. 30

Choice	Party	Absentee Voting		Total	
Repealed		90	75.00%	90	75.00%
Maintained		30	25.00%	30	25.00%
Cast Votes:		120	100.00%	120	100.00%
Undervotes:		7		7	
Overvotes:		0		0	
Unresolved write-in votes:		0		0	

Advisory Vote No. 31

Choice	Party	Absentee Voting		Total	
Repealed		74	62.71%	74	62.71%
Maintained		44	37.29%	44	37.29%
Cast Votes:		118	100.00%	118	100.00%
Undervotes:		9		9	
Overvotes:		0		0	
Unresolved write-in votes:		0		0	

Senate Joint Resolution No.8200

Choice	Party	Absentee Voting		Total	
Approved		60	49.59%	60	49.59%
Rejected		61	50.41%	61	50.41%
Cast Votes:		121	100.00%	121	100.00%
Undervotes:		6		6	
Overvotes:		0		0	
Unresolved write-in votes:		0		0	

Superior Court Judge Judge Position 1

Choice	Party	Absentee Voting		Total	
Brian C. Huber		97	100.00%	97	100.00%
Cast Votes:		97	100.00%	97	100.00%
Undervotes:		27		27	
Overvotes:		0		0	
Unresolved write-in votes:		3		3	

Precinct Results Report

General Election 2019

Run Time 1:10 PM

Run Date 11/26/2019

Douglas County

General Election

11/5/2019

Page 33

Official Results**Registered Voters**

10629 of 22711 = 46.80%

Precincts Reporting

0 of 47 = 0.00%

105

127 of 502 registered voters = 25.30%

Port Countywide Commissioner District 1

Choice	Party	Absentee Voting		Total	
Jim Huffman		104	100.00%	104	100.00%
	Cast Votes:	104	100.00%	104	100.00%
	Undervotes:	22		22	
	Overvotes:	0		0	
	Unresolved write-in votes:	1		1	

Eastmont Metro Parks and Recreation Commissioner #1 - Short/Full Term

Choice	Party	Absentee Voting		Total	
Deborah (Deb) Miller		101	100.00%	101	100.00%
	Cast Votes:	101	100.00%	101	100.00%
	Undervotes:	23		23	
	Overvotes:	0		0	
	Unresolved write-in votes:	3		3	

Eastmont Metro Parks and Recreation Commissioner #2

Choice	Party	Absentee Voting		Total	
Marc A. Marquis		98	100.00%	98	100.00%
	Cast Votes:	98	100.00%	98	100.00%
	Undervotes:	28		28	
	Overvotes:	0		0	
	Unresolved write-in votes:	1		1	

East Wenatchee Water Water Commissioner #3

Choice	Party	Absentee Voting		Total	
Jeff Johnson		57	53.27%	57	53.27%
Terry Barnes		50	46.73%	50	46.73%
	Cast Votes:	107	100.00%	107	100.00%
	Undervotes:	19		19	
	Overvotes:	0		0	
	Unresolved write-in votes:	1		1	

Precinct Results Report

General Election 2019

Run Time 1:10 PM

Run Date 11/26/2019

Douglas County

General Election

11/5/2019

Page 34

Official Results**Registered Voters**

10629 of 22711 = 46.80%

Precincts Reporting

0 of 47 = 0.00%

105

127 of 502 registered voters = 25.30%

Eastmont School District 206 Director 1

Choice	Party	Absentee Voting		Total	
Cindy Wright		75	68.81%	75	68.81%
Sasha Sleiman		34	31.19%	34	31.19%
Cast Votes:		109	100.00%	109	100.00%
Undervotes:		17		17	
Overvotes:		0		0	
Unresolved write-in votes:		1		1	

Eastmont School District 206 Director 2

Choice	Party	Absentee Voting		Total	
Whitney Smith		75	67.57%	75	67.57%
Nathan Medeiros		36	32.43%	36	32.43%
Cast Votes:		111	100.00%	111	100.00%
Undervotes:		15		15	
Overvotes:		0		0	
Unresolved write-in votes:		1		1	

Eastmont School District 206 Director 5 At Large

Choice	Party	Absentee Voting		Total	
Meaghan Vibbert		63	57.27%	63	57.27%
Lyle McClune		47	42.73%	47	42.73%
Cast Votes:		110	100.00%	110	100.00%
Undervotes:		16		16	
Overvotes:		0		0	
Unresolved write-in votes:		1		1	

City of East Wenatchee Mayor

Choice	Party	Absentee Voting		Total	
Jerrilea Crawford		67	56.30%	67	56.30%
Timothy J "Tim" Detering		52	43.70%	52	43.70%
Cast Votes:		119	100.00%	119	100.00%
Undervotes:		7		7	
Overvotes:		0		0	
Unresolved write-in votes:		1		1	

Precinct Results Report

General Election 2019

Run Time 1:10 PM

Run Date 11/26/2019

Douglas County

General Election

11/5/2019

Page 35

Official Results**Registered Voters**

10629 of 22711 = 46.80%

Precincts Reporting

0 of 47 = 0.00%

105

127 of 502 registered voters = 25.30%

City of East Wenatchee Council Position 1

Choice	Party	Absentee Voting		Total	
John D. Sterk		97	100.00%	97	100.00%
	Cast Votes:	97	100.00%	97	100.00%
	Undervotes:	29		29	
	Overvotes:	0		0	
	Unresolved write-in votes:	1		1	

City of East Wenatchee Council Position 2

Choice	Party	Absentee Voting		Total	
Harry Raab		97	100.00%	97	100.00%
	Cast Votes:	97	100.00%	97	100.00%
	Undervotes:	28		28	
	Overvotes:	0		0	
	Unresolved write-in votes:	2		2	

City of East Wenatchee Council Position 5 - Short/Full Term

Choice	Party	Absentee Voting		Total	
Shayne L. Magdoff		98	100.00%	98	100.00%
	Cast Votes:	98	100.00%	98	100.00%
	Undervotes:	26		26	
	Overvotes:	0		0	
	Unresolved write-in votes:	3		3	

City of East Wenatchee Council Position 6

Choice	Party	Absentee Voting		Total	
Marl Kane		33	29.73%	33	29.73%
Christine Johnson		78	70.27%	78	70.27%
	Cast Votes:	111	100.00%	111	100.00%
	Undervotes:	15		15	
	Overvotes:	0		0	
	Unresolved write-in votes:	1		1	

Precinct Results Report

General Election 2019

Run Time 1:10 PM

Run Date 11/26/2019

Douglas County

General Election

11/5/2019

Page 36

Official Results

Registered Voters

10629 of 22711 = 46.80%

Precincts Reporting

0 of 47 = 0.00%

105

127 of 502 registered voters = 25.30%

Fire District #2 Commissioner #3

Choice	Party	Absentee Voting		Total	
Dave Fennell		55	51.89%	55	51.89%
Bob Black		51	48.11%	51	48.11%
Cast Votes:		106	100.00%	106	100.00%
Undervotes:		20		20	
Overvotes:		0		0	
Unresolved write-in votes:		1		1	

Sewer District #1 Sewer Commissioner #2 - Short/Full Term

Choice	Party	Absentee Voting		Total	
Steve Lacy		41	35.96%	41	35.96%
Greg Peterson		73	64.04%	73	64.04%
Cast Votes:		114	100.00%	114	100.00%
Undervotes:		12		12	
Overvotes:		0		0	
Unresolved write-in votes:		1		1	

Precinct Results Report

General Election 2019

Run Time 1:10 PM

Run Date 11/26/2019

Douglas County

General Election

11/5/2019

Page 37

Official Results**Registered Voters**

10629 of 22711 = 46.80%

Precincts Reporting

0 of 47 = 0.00%

106

185 of 522 registered voters = 35.44%

Referendum Measure No. 88

Choice	Party	Absentee Voting		Total	
Approved		56	33.33%	56	33.33%
Rejected		112	66.67%	112	66.67%
	Cast Votes:	168	100.00%	168	100.00%
	Undervotes:	16		16	
	Overvotes:	1		1	
	Unresolved write-in votes:	0		0	

Initiative Measure No. 976

Choice	Party	Absentee Voting		Total	
Yes		125	68.31%	125	68.31%
No		58	31.69%	58	31.69%
	Cast Votes:	183	100.00%	183	100.00%
	Undervotes:	2		2	
	Overvotes:	0		0	
	Unresolved write-in votes:	0		0	

Advisory Vote No. 20

Choice	Party	Absentee Voting		Total	
Repealed		141	80.11%	141	80.11%
Maintained		35	19.89%	35	19.89%
	Cast Votes:	176	100.00%	176	100.00%
	Undervotes:	8		8	
	Overvotes:	1		1	
	Unresolved write-in votes:	0		0	

Advisory Vote No. 21

Choice	Party	Absentee Voting		Total	
Repealed		135	76.70%	135	76.70%
Maintained		41	23.30%	41	23.30%
	Cast Votes:	176	100.00%	176	100.00%
	Undervotes:	9		9	
	Overvotes:	0		0	
	Unresolved write-in votes:	0		0	

Precinct Results Report

General Election 2019

Run Time 1:10 PM

Run Date 11/26/2019

Douglas County

General Election

11/5/2019

Page 38

Official Results**Registered Voters**

10629 of 22711 = 46.80%

Precincts Reporting

0 of 47 = 0.00%

106

185 of 522 registered voters = 35.44%

Advisory Vote No. 22

Choice	Party	Absentee Voting		Total	
Repealed		142	82.08%	142	82.08%
Maintained		31	17.92%	31	17.92%
Cast Votes:		173	100.00%	173	100.00%
Undervotes:		12		12	
Overvotes:		0		0	
Unresolved write-in votes:		0		0	

Advisory Vote No. 23

Choice	Party	Absentee Voting		Total	
Repealed		90	51.14%	90	51.14%
Maintained		86	48.86%	86	48.86%
Cast Votes:		176	100.00%	176	100.00%
Undervotes:		9		9	
Overvotes:		0		0	
Unresolved write-in votes:		0		0	

Advisory Vote No. 24

Choice	Party	Absentee Voting		Total	
Repealed		142	80.23%	142	80.23%
Maintained		35	19.77%	35	19.77%
Cast Votes:		177	100.00%	177	100.00%
Undervotes:		8		8	
Overvotes:		0		0	
Unresolved write-in votes:		0		0	

Advisory Vote No. 25

Choice	Party	Absentee Voting		Total	
Repealed		144	81.36%	144	81.36%
Maintained		33	18.64%	33	18.64%
Cast Votes:		177	100.00%	177	100.00%
Undervotes:		7		7	
Overvotes:		1		1	
Unresolved write-in votes:		0		0	

Precinct Results Report

General Election 2019

Run Time 1:10 PM

Run Date 11/26/2019

Douglas County

General Election

11/5/2019

Page 39

Official Results**Registered Voters**

10629 of 22711 = 46.80%

Precincts Reporting

0 of 47 = 0.00%

106

185 of 522 registered voters = 35.44%

Advisory Vote No. 26

Choice	Party	Absentee Voting		Total	
Repealed		125	71.84%	125	71.84%
Maintained		49	28.16%	49	28.16%
Cast Votes:		174	100.00%	174	100.00%
Undervotes:		10		10	
Overvotes:		1		1	
Unresolved write-in votes:		0		0	

Advisory Vote No. 27

Choice	Party	Absentee Voting		Total	
Repealed		141	79.21%	141	79.21%
Maintained		37	20.79%	37	20.79%
Cast Votes:		178	100.00%	178	100.00%
Undervotes:		7		7	
Overvotes:		0		0	
Unresolved write-in votes:		0		0	

Advisory Vote No. 28

Choice	Party	Absentee Voting		Total	
Repealed		107	61.49%	107	61.49%
Maintained		67	38.51%	67	38.51%
Cast Votes:		174	100.00%	174	100.00%
Undervotes:		10		10	
Overvotes:		1		1	
Unresolved write-in votes:		0		0	

Advisory Vote No. 29

Choice	Party	Absentee Voting		Total	
Repealed		148	83.15%	148	83.15%
Maintained		30	16.85%	30	16.85%
Cast Votes:		178	100.00%	178	100.00%
Undervotes:		7		7	
Overvotes:		0		0	
Unresolved write-in votes:		0		0	

Precinct Results Report

General Election 2019

Run Time 1:10 PM

Run Date 11/26/2019

Douglas County

General Election

11/5/2019

Page 40

Official Results**Registered Voters**

10629 of 22711 = 46.80%

Precincts Reporting

0 of 47 = 0.00%

106

185 of 522 registered voters = 35.44%

Advisory Vote No. 30

Choice	Party	Absentee Voting		Total	
Repealed		130	74.71%	130	74.71%
Maintained		44	25.29%	44	25.29%
Cast Votes:		174	100.00%	174	100.00%
Undervotes:		11		11	
Overvotes:		0		0	
Unresolved write-in votes:		0		0	

Advisory Vote No. 31

Choice	Party	Absentee Voting		Total	
Repealed		105	59.66%	105	59.66%
Maintained		71	40.34%	71	40.34%
Cast Votes:		176	100.00%	176	100.00%
Undervotes:		9		9	
Overvotes:		0		0	
Unresolved write-in votes:		0		0	

Senate Joint Resolution No.8200

Choice	Party	Absentee Voting		Total	
Approved		97	53.89%	97	53.89%
Rejected		83	46.11%	83	46.11%
Cast Votes:		180	100.00%	180	100.00%
Undervotes:		5		5	
Overvotes:		0		0	
Unresolved write-in votes:		0		0	

Superior Court Judge Judge Position 1

Choice	Party	Absentee Voting		Total	
Brian C. Huber		118	100.00%	118	100.00%
Cast Votes:		118	100.00%	118	100.00%
Undervotes:		65		65	
Overvotes:		0		0	
Unresolved write-in votes:		2		2	

Precinct Results Report

General Election 2019

Run Time 1:10 PM

Run Date 11/26/2019

Douglas County

General Election

11/5/2019

Page 41

Official Results**Registered Voters**

10629 of 22711 = 46.80%

Precincts Reporting

0 of 47 = 0.00%

106

185 of 522 registered voters = 35.44%

Port Countywide Commissioner District 1

Choice	Party	Absentee Voting		Total	
Jim Huffman		117	100.00%	117	100.00%
	Cast Votes:	117	100.00%	117	100.00%
	Undervotes:	67		67	
	Overvotes:	0		0	
	Unresolved write-in votes:	1		1	

Eastmont Metro Parks and Recreation Commissioner #1 - Short/Full Term

Choice	Party	Absentee Voting		Total	
Deborah (Deb) Miller		122	100.00%	122	100.00%
	Cast Votes:	122	100.00%	122	100.00%
	Undervotes:	62		62	
	Overvotes:	0		0	
	Unresolved write-in votes:	1		1	

Eastmont Metro Parks and Recreation Commissioner #2

Choice	Party	Absentee Voting		Total	
Marc A. Marquis		113	100.00%	113	100.00%
	Cast Votes:	113	100.00%	113	100.00%
	Undervotes:	69		69	
	Overvotes:	0		0	
	Unresolved write-in votes:	3		3	

East Wenatchee Water Water Commissioner #3

Choice	Party	Absentee Voting		Total	
Jeff Johnson		59	40.97%	59	40.97%
Terry Barnes		85	59.03%	85	59.03%
	Cast Votes:	144	100.00%	144	100.00%
	Undervotes:	41		41	
	Overvotes:	0		0	
	Unresolved write-in votes:	0		0	

Precinct Results Report

General Election 2019

Run Time 1:10 PM

Run Date 11/26/2019

Douglas County

General Election

11/5/2019

Page 42

Official Results

Registered Voters

10629 of 22711 = 46.80%

Precincts Reporting

0 of 47 = 0.00%

106

185 of 522 registered voters = 35.44%

Eastmont School District 206 Director 1

Choice	Party	Absentee Voting		Total	
Cindy Wright		85	59.03%	85	59.03%
Sasha Sleiman		59	40.97%	59	40.97%
	Cast Votes:	144	100.00%	144	100.00%
	Undervotes:	41		41	
	Overvotes:	0		0	
	Unresolved write-in votes:	0		0	

Eastmont School District 206 Director 2

Choice	Party	Absentee Voting		Total	
Whitney Smith		104	71.23%	104	71.23%
Nathan Medeiros		42	28.77%	42	28.77%
	Cast Votes:	146	100.00%	146	100.00%
	Undervotes:	37		37	
	Overvotes:	2		2	
	Unresolved write-in votes:	0		0	

Eastmont School District 206 Director 5 At Large

Choice	Party	Absentee Voting		Total	
Meaghan Vibbert		106	72.60%	106	72.60%
Lyle McClune		40	27.40%	40	27.40%
	Cast Votes:	146	100.00%	146	100.00%
	Undervotes:	39		39	
	Overvotes:	0		0	
	Unresolved write-in votes:	0		0	

City of East Wenatchee Mayor

Choice	Party	Absentee Voting		Total	
Jerrilea Crawford		79	50.97%	79	50.97%
Timothy J "Tim" Detering		76	49.03%	76	49.03%
	Cast Votes:	155	100.00%	155	100.00%
	Undervotes:	29		29	
	Overvotes:	1		1	
	Unresolved write-in votes:	0		0	

Precinct Results Report

General Election 2019

Run Time 1:10 PM

Run Date 11/26/2019

Douglas County

General Election

11/5/2019

Page 43

Official Results**Registered Voters**

10629 of 22711 = 46.80%

Precincts Reporting

0 of 47 = 0.00%

106

185 of 522 registered voters = 35.44%

City of East Wenatchee Council Position 1

Choice	Party	Absentee Voting		Total	
John D. Sterk		113	100.00%	113	100.00%
	Cast Votes:	113	100.00%	113	100.00%
	Undervotes:	68		68	
	Overvotes:	0		0	
	Unresolved write-in votes:	4		4	

City of East Wenatchee Council Position 2

Choice	Party	Absentee Voting		Total	
Harry Raab		107	100.00%	107	100.00%
	Cast Votes:	107	100.00%	107	100.00%
	Undervotes:	75		75	
	Overvotes:	0		0	
	Unresolved write-in votes:	3		3	

City of East Wenatchee Council Position 5 - Short/Full Term

Choice	Party	Absentee Voting		Total	
Shayne L. Magdoff		107	100.00%	107	100.00%
	Cast Votes:	107	100.00%	107	100.00%
	Undervotes:	74		74	
	Overvotes:	0		0	
	Unresolved write-in votes:	4		4	

City of East Wenatchee Council Position 6

Choice	Party	Absentee Voting		Total	
Marl Kane		52	35.86%	52	35.86%
Christine Johnson		93	64.14%	93	64.14%
	Cast Votes:	145	100.00%	145	100.00%
	Undervotes:	40		40	
	Overvotes:	0		0	
	Unresolved write-in votes:	0		0	

Precinct Results Report

General Election 2019

Run Time 1:10 PM

Run Date 11/26/2019

Douglas County

General Election

11/5/2019

Page 44

Official Results**Registered Voters**

10629 of 22711 = 46.80%

Precincts Reporting

0 of 47 = 0.00%

106

185 of 522 registered voters = 35.44%

Fire District #2 Commissioner #3

Choice	Party	Absentee Voting		Total	
Dave Fennell		75	54.35%	75	54.35%
Bob Black		63	45.65%	63	45.65%
Cast Votes:		138	100.00%	138	100.00%
Undervotes:		47		47	
Overvotes:		0		0	
Unresolved write-in votes:		0		0	

Sewer District #1 Sewer Commissioner #2 - Short/Full Term

Choice	Party	Absentee Voting		Total	
Steve Lacy		65	41.94%	65	41.94%
Greg Peterson		90	58.06%	90	58.06%
Cast Votes:		155	100.00%	155	100.00%
Undervotes:		30		30	
Overvotes:		0		0	
Unresolved write-in votes:		0		0	

Precinct Results Report

General Election 2019

Run Time 1:10 PM

Run Date 11/26/2019

Douglas County

General Election

11/5/2019

Page 45

Official Results**Registered Voters**

10629 of 22711 = 46.80%

Precincts Reporting

0 of 47 = 0.00%

107

239 of 476 registered voters = 50.21%

Referendum Measure No. 88

Choice	Party	Absentee Voting		Total	
Approved		57	27.01%	57	27.01%
Rejected		154	72.99%	154	72.99%
	Cast Votes:	211	100.00%	211	100.00%
	Undervotes:	28		28	
	Overvotes:	0		0	
	Unresolved write-in votes:	0		0	

Initiative Measure No. 976

Choice	Party	Absentee Voting		Total	
Yes		143	60.85%	143	60.85%
No		92	39.15%	92	39.15%
	Cast Votes:	235	100.00%	235	100.00%
	Undervotes:	2		2	
	Overvotes:	2		2	
	Unresolved write-in votes:	0		0	

Advisory Vote No. 20

Choice	Party	Absentee Voting		Total	
Repealed		173	77.93%	173	77.93%
Maintained		49	22.07%	49	22.07%
	Cast Votes:	222	100.00%	222	100.00%
	Undervotes:	16		16	
	Overvotes:	1		1	
	Unresolved write-in votes:	0		0	

Advisory Vote No. 21

Choice	Party	Absentee Voting		Total	
Repealed		143	65.60%	143	65.60%
Maintained		75	34.40%	75	34.40%
	Cast Votes:	218	100.00%	218	100.00%
	Undervotes:	19		19	
	Overvotes:	2		2	
	Unresolved write-in votes:	0		0	

Precinct Results Report

General Election 2019

Run Time 1:10 PM

Run Date 11/26/2019

Douglas County

General Election

11/5/2019

Page 46

Official Results**Registered Voters**

10629 of 22711 = 46.80%

Precincts Reporting

0 of 47 = 0.00%

107

239 of 476 registered voters = 50.21%

Advisory Vote No. 22

Choice	Party	Absentee Voting		Total	
Repealed		162	72.00%	162	72.00%
Maintained		63	28.00%	63	28.00%
Cast Votes:		225	100.00%	225	100.00%
Undervotes:		14		14	
Overvotes:		0		0	
Unresolved write-in votes:		0		0	

Advisory Vote No. 23

Choice	Party	Absentee Voting		Total	
Repealed		91	39.91%	91	39.91%
Maintained		137	60.09%	137	60.09%
Cast Votes:		228	100.00%	228	100.00%
Undervotes:		11		11	
Overvotes:		0		0	
Unresolved write-in votes:		0		0	

Advisory Vote No. 24

Choice	Party	Absentee Voting		Total	
Repealed		178	79.82%	178	79.82%
Maintained		45	20.18%	45	20.18%
Cast Votes:		223	100.00%	223	100.00%
Undervotes:		16		16	
Overvotes:		0		0	
Unresolved write-in votes:		0		0	

Advisory Vote No. 25

Choice	Party	Absentee Voting		Total	
Repealed		158	71.17%	158	71.17%
Maintained		64	28.83%	64	28.83%
Cast Votes:		222	100.00%	222	100.00%
Undervotes:		17		17	
Overvotes:		0		0	
Unresolved write-in votes:		0		0	

Precinct Results Report

General Election 2019

Run Time 1:10 PM

Run Date 11/26/2019

Douglas County

General Election

11/5/2019

Page 47

Official Results**Registered Voters**

10629 of 22711 = 46.80%

Precincts Reporting

0 of 47 = 0.00%

107

239 of 476 registered voters = 50.21%

Advisory Vote No. 26

Choice	Party	Absentee Voting		Total	
Repealed		149	67.42%	149	67.42%
Maintained		72	32.58%	72	32.58%
Cast Votes:		221	100.00%	221	100.00%
Undervotes:		18		18	
Overvotes:		0		0	
Unresolved write-in votes:		0		0	

Advisory Vote No. 27

Choice	Party	Absentee Voting		Total	
Repealed		176	77.19%	176	77.19%
Maintained		52	22.81%	52	22.81%
Cast Votes:		228	100.00%	228	100.00%
Undervotes:		11		11	
Overvotes:		0		0	
Unresolved write-in votes:		0		0	

Advisory Vote No. 28

Choice	Party	Absentee Voting		Total	
Repealed		136	60.71%	136	60.71%
Maintained		88	39.29%	88	39.29%
Cast Votes:		224	100.00%	224	100.00%
Undervotes:		15		15	
Overvotes:		0		0	
Unresolved write-in votes:		0		0	

Advisory Vote No. 29

Choice	Party	Absentee Voting		Total	
Repealed		176	78.22%	176	78.22%
Maintained		49	21.78%	49	21.78%
Cast Votes:		225	100.00%	225	100.00%
Undervotes:		14		14	
Overvotes:		0		0	
Unresolved write-in votes:		0		0	

Precinct Results Report

General Election 2019

Run Time 1:10 PM

Run Date 11/26/2019

Douglas County

General Election

11/5/2019

Page 48

Official Results**Registered Voters**

10629 of 22711 = 46.80%

Precincts Reporting

0 of 47 = 0.00%

107

239 of 476 registered voters = 50.21%

Advisory Vote No. 30

Choice	Party	Absentee Voting		Total	
Repealed		165	73.33%	165	73.33%
Maintained		60	26.67%	60	26.67%
Cast Votes:		225	100.00%	225	100.00%
Undervotes:		14		14	
Overvotes:		0		0	
Unresolved write-in votes:		0		0	

Advisory Vote No. 31

Choice	Party	Absentee Voting		Total	
Repealed		114	51.82%	114	51.82%
Maintained		106	48.18%	106	48.18%
Cast Votes:		220	100.00%	220	100.00%
Undervotes:		19		19	
Overvotes:		0		0	
Unresolved write-in votes:		0		0	

Senate Joint Resolution No.8200

Choice	Party	Absentee Voting		Total	
Approved		125	53.42%	125	53.42%
Rejected		109	46.58%	109	46.58%
Cast Votes:		234	100.00%	234	100.00%
Undervotes:		5		5	
Overvotes:		0		0	
Unresolved write-in votes:		0		0	

Superior Court Judge Judge Position 1

Choice	Party	Absentee Voting		Total	
Brian C. Huber		153	100.00%	153	100.00%
Cast Votes:		153	100.00%	153	100.00%
Undervotes:		74		74	
Overvotes:		0		0	
Unresolved write-in votes:		12		12	

Precinct Results Report

General Election 2019

Run Time 1:10 PM

Run Date 11/26/2019

Douglas County

General Election

11/5/2019

Page 49

Official Results**Registered Voters**

10629 of 22711 = 46.80%

Precincts Reporting

0 of 47 = 0.00%

107

239 of 476 registered voters = 50.21%

Port Countywide Commissioner District 1

Choice	Party	Absentee Voting		Total	
Jim Huffman		161	100.00%	161	100.00%
	Cast Votes:	161	100.00%	161	100.00%
	Undervotes:	71		71	
	Overvotes:	0		0	
	Unresolved write-in votes:	7		7	

Eastmont Metro Parks and Recreation Commissioner #1 - Short/Full Term

Choice	Party	Absentee Voting		Total	
Deborah (Deb) Miller		159	100.00%	159	100.00%
	Cast Votes:	159	100.00%	159	100.00%
	Undervotes:	73		73	
	Overvotes:	0		0	
	Unresolved write-in votes:	7		7	

Eastmont Metro Parks and Recreation Commissioner #2

Choice	Party	Absentee Voting		Total	
Marc A. Marquis		154	100.00%	154	100.00%
	Cast Votes:	154	100.00%	154	100.00%
	Undervotes:	80		80	
	Overvotes:	0		0	
	Unresolved write-in votes:	5		5	

East Wenatchee Water Water Commissioner #3

Choice	Party	Absentee Voting		Total	
Jeff Johnson		93	51.10%	93	51.10%
Terry Barnes		89	48.90%	89	48.90%
	Cast Votes:	182	100.00%	182	100.00%
	Undervotes:	54		54	
	Overvotes:	1		1	
	Unresolved write-in votes:	2		2	

Precinct Results Report

General Election 2019

Run Time 1:10 PM

Run Date 11/26/2019

Douglas County

General Election

11/5/2019

Page 50

Official Results**Registered Voters**

10629 of 22711 = 46.80%

Precincts Reporting

0 of 47 = 0.00%

107

239 of 476 registered voters = 50.21%

Eastmont School District 206 Director 1

Choice	Party	Absentee Voting		Total	
Cindy Wright		106	61.99%	106	61.99%
Sasha Sleiman		65	38.01%	65	38.01%
Cast Votes:		171	100.00%	171	100.00%
Undervotes:		63		63	
Overvotes:		0		0	
Unresolved write-in votes:		5		5	

Eastmont School District 206 Director 2

Choice	Party	Absentee Voting		Total	
Whitney Smith		115	68.05%	115	68.05%
Nathan Medeiros		54	31.95%	54	31.95%
Cast Votes:		169	100.00%	169	100.00%
Undervotes:		65		65	
Overvotes:		0		0	
Unresolved write-in votes:		5		5	

Eastmont School District 206 Director 5 At Large

Choice	Party	Absentee Voting		Total	
Meaghan Vibbert		131	69.31%	131	69.31%
Lyle McClune		58	30.69%	58	30.69%
Cast Votes:		189	100.00%	189	100.00%
Undervotes:		45		45	
Overvotes:		0		0	
Unresolved write-in votes:		5		5	

Fire District #2 Commissioner #3

Choice	Party	Absentee Voting		Total	
Dave Fennell		73	45.63%	73	45.63%
Bob Black		87	54.38%	87	54.38%
Cast Votes:		160	100.00%	160	100.00%
Undervotes:		75		75	
Overvotes:		0		0	
Unresolved write-in votes:		4		4	

Precinct Results Report

General Election 2019

Run Time 1:10 PM

Run Date 11/26/2019

Douglas County

General Election

11/5/2019

Page 51

Official Results

Registered Voters

10629 of 22711 = 46.80%

Precincts Reporting

0 of 47 = 0.00%

107

239 of 476 registered voters = 50.21%

Sewer District #1 Sewer Commissioner #2 - Short/Full Term

Choice	Party	Absentee Voting		Total	
Steve Lacy		11	37.93%	11	37.93%
Greg Peterson		18	62.07%	18	62.07%
	Cast Votes:	29	100.00%	29	100.00%
	Undervotes:	11		11	
	Overvotes:	0		0	
	Unresolved write-in votes:	0		0	

Precinct Results Report

General Election 2019

Run Time 1:10 PM

Run Date 11/26/2019

Douglas County

General Election

11/5/2019

Page 52

Official Results**Registered Voters**

10629 of 22711 = 46.80%

Precincts Reporting

0 of 47 = 0.00%

108

218 of 502 registered voters = 43.43%

Referendum Measure No. 88

Choice	Party	Absentee Voting		Total	
Approved		51	26.15%	51	26.15%
Rejected		144	73.85%	144	73.85%
	Cast Votes:	195	100.00%	195	100.00%
	Undervotes:	22		22	
	Overvotes:	1		1	
	Unresolved write-in votes:	0		0	

Initiative Measure No. 976

Choice	Party	Absentee Voting		Total	
Yes		152	71.03%	152	71.03%
No		62	28.97%	62	28.97%
	Cast Votes:	214	100.00%	214	100.00%
	Undervotes:	4		4	
	Overvotes:	0		0	
	Unresolved write-in votes:	0		0	

Advisory Vote No. 20

Choice	Party	Absentee Voting		Total	
Repealed		174	82.08%	174	82.08%
Maintained		38	17.92%	38	17.92%
	Cast Votes:	212	100.00%	212	100.00%
	Undervotes:	6		6	
	Overvotes:	0		0	
	Unresolved write-in votes:	0		0	

Advisory Vote No. 21

Choice	Party	Absentee Voting		Total	
Repealed		162	77.51%	162	77.51%
Maintained		47	22.49%	47	22.49%
	Cast Votes:	209	100.00%	209	100.00%
	Undervotes:	9		9	
	Overvotes:	0		0	
	Unresolved write-in votes:	0		0	

Precinct Results Report

General Election 2019

Run Time 1:10 PM

Run Date 11/26/2019

Douglas County

General Election

11/5/2019

Page 53

Official Results**Registered Voters**

10629 of 22711 = 46.80%

Precincts Reporting

0 of 47 = 0.00%

108

218 of 502 registered voters = 43.43%

Advisory Vote No. 22

Choice	Party	Absentee Voting		Total	
Repealed		175	83.73%	175	83.73%
Maintained		34	16.27%	34	16.27%
Cast Votes:		209	100.00%	209	100.00%
Undervotes:		9		9	
Overvotes:		0		0	
Unresolved write-in votes:		0		0	

Advisory Vote No. 23

Choice	Party	Absentee Voting		Total	
Repealed		114	53.77%	114	53.77%
Maintained		98	46.23%	98	46.23%
Cast Votes:		212	100.00%	212	100.00%
Undervotes:		6		6	
Overvotes:		0		0	
Unresolved write-in votes:		0		0	

Advisory Vote No. 24

Choice	Party	Absentee Voting		Total	
Repealed		175	83.73%	175	83.73%
Maintained		34	16.27%	34	16.27%
Cast Votes:		209	100.00%	209	100.00%
Undervotes:		9		9	
Overvotes:		0		0	
Unresolved write-in votes:		0		0	

Advisory Vote No. 25

Choice	Party	Absentee Voting		Total	
Repealed		166	79.81%	166	79.81%
Maintained		42	20.19%	42	20.19%
Cast Votes:		208	100.00%	208	100.00%
Undervotes:		10		10	
Overvotes:		0		0	
Unresolved write-in votes:		0		0	

Precinct Results Report

General Election 2019

Run Time 1:10 PM

Run Date 11/26/2019

Douglas County

General Election

11/5/2019

Page 54

Official Results**Registered Voters**

10629 of 22711 = 46.80%

Precincts Reporting

0 of 47 = 0.00%

108

218 of 502 registered voters = 43.43%

Advisory Vote No. 26

Choice	Party	Absentee Voting		Total	
Repealed		160	78.05%	160	78.05%
Maintained		45	21.95%	45	21.95%
Cast Votes:		205	100.00%	205	100.00%
Undervotes:		13		13	
Overvotes:		0		0	
Unresolved write-in votes:		0		0	

Advisory Vote No. 27

Choice	Party	Absentee Voting		Total	
Repealed		179	85.65%	179	85.65%
Maintained		30	14.35%	30	14.35%
Cast Votes:		209	100.00%	209	100.00%
Undervotes:		9		9	
Overvotes:		0		0	
Unresolved write-in votes:		0		0	

Advisory Vote No. 28

Choice	Party	Absentee Voting		Total	
Repealed		124	59.90%	124	59.90%
Maintained		83	40.10%	83	40.10%
Cast Votes:		207	100.00%	207	100.00%
Undervotes:		11		11	
Overvotes:		0		0	
Unresolved write-in votes:		0		0	

Advisory Vote No. 29

Choice	Party	Absentee Voting		Total	
Repealed		179	85.65%	179	85.65%
Maintained		30	14.35%	30	14.35%
Cast Votes:		209	100.00%	209	100.00%
Undervotes:		9		9	
Overvotes:		0		0	
Unresolved write-in votes:		0		0	

Precinct Results Report

General Election 2019

Run Time 1:10 PM

Run Date 11/26/2019

Douglas County

General Election

11/5/2019

Page 55

Official Results**Registered Voters**

10629 of 22711 = 46.80%

Precincts Reporting

0 of 47 = 0.00%

108

218 of 502 registered voters = 43.43%

Advisory Vote No. 30

Choice	Party	Absentee Voting		Total	
Repealed		164	78.85%	164	78.85%
Maintained		44	21.15%	44	21.15%
Cast Votes:		208	100.00%	208	100.00%
Undervotes:		10		10	
Overvotes:		0		0	
Unresolved write-in votes:		0		0	

Advisory Vote No. 31

Choice	Party	Absentee Voting		Total	
Repealed		125	60.98%	125	60.98%
Maintained		80	39.02%	80	39.02%
Cast Votes:		205	100.00%	205	100.00%
Undervotes:		13		13	
Overvotes:		0		0	
Unresolved write-in votes:		0		0	

Senate Joint Resolution No.8200

Choice	Party	Absentee Voting		Total	
Approved		82	38.68%	82	38.68%
Rejected		130	61.32%	130	61.32%
Cast Votes:		212	100.00%	212	100.00%
Undervotes:		6		6	
Overvotes:		0		0	
Unresolved write-in votes:		0		0	

Superior Court Judge Judge Position 1

Choice	Party	Absentee Voting		Total	
Brian C. Huber		149	100.00%	149	100.00%
Cast Votes:		149	100.00%	149	100.00%
Undervotes:		66		66	
Overvotes:		0		0	
Unresolved write-in votes:		3		3	

Precinct Results Report

General Election 2019

Run Time 1:10 PM

Run Date 11/26/2019

Douglas County

General Election

11/5/2019

Page 56

Official Results**Registered Voters**

10629 of 22711 = 46.80%

Precincts Reporting

0 of 47 = 0.00%

108

218 of 502 registered voters = 43.43%

Port Countywide Commissioner District 1

Choice	Party	Absentee Voting		Total	
Jim Huffman		152	100.00%	152	100.00%
	Cast Votes:	152	100.00%	152	100.00%
	Undervotes:	64		64	
	Overvotes:	0		0	
	Unresolved write-in votes:	2		2	

Eastmont Metro Parks and Recreation Commissioner #1 - Short/Full Term

Choice	Party	Absentee Voting		Total	
Deborah (Deb) Miller		151	100.00%	151	100.00%
	Cast Votes:	151	100.00%	151	100.00%
	Undervotes:	65		65	
	Overvotes:	0		0	
	Unresolved write-in votes:	2		2	

Eastmont Metro Parks and Recreation Commissioner #2

Choice	Party	Absentee Voting		Total	
Marc A. Marquis		149	100.00%	149	100.00%
	Cast Votes:	149	100.00%	149	100.00%
	Undervotes:	65		65	
	Overvotes:	0		0	
	Unresolved write-in votes:	4		4	

East Wenatchee Water Water Commissioner #3

Choice	Party	Absentee Voting		Total	
Jeff Johnson		79	43.89%	79	43.89%
Terry Barnes		101	56.11%	101	56.11%
	Cast Votes:	180	100.00%	180	100.00%
	Undervotes:	38		38	
	Overvotes:	0		0	
	Unresolved write-in votes:	0		0	

Precinct Results Report

General Election 2019

Run Time 1:10 PM

Run Date 11/26/2019

Douglas County

General Election

11/5/2019

Page 57

Official Results

Registered Voters

10629 of 22711 = 46.80%

Precincts Reporting

0 of 47 = 0.00%

108

218 of 502 registered voters = 43.43%

Eastmont School District 206 Director 1

Choice	Party	Absentee Voting		Total	
Cindy Wright		118	66.29%	118	66.29%
Sasha Sleiman		60	33.71%	60	33.71%
	Cast Votes:	178	100.00%	178	100.00%
	Undervotes:	40		40	
	Overvotes:	0		0	
	Unresolved write-in votes:	0		0	

Eastmont School District 206 Director 2

Choice	Party	Absentee Voting		Total	
Whitney Smith		116	68.24%	116	68.24%
Nathan Medeiros		54	31.76%	54	31.76%
	Cast Votes:	170	100.00%	170	100.00%
	Undervotes:	48		48	
	Overvotes:	0		0	
	Unresolved write-in votes:	0		0	

Eastmont School District 206 Director 5 At Large

Choice	Party	Absentee Voting		Total	
Meaghan Vibbert		107	61.14%	107	61.14%
Lyle McClune		68	38.86%	68	38.86%
	Cast Votes:	175	100.00%	175	100.00%
	Undervotes:	42		42	
	Overvotes:	1		1	
	Unresolved write-in votes:	0		0	

City of East Wenatchee Mayor

Choice	Party	Absentee Voting		Total	
Jerrilea Crawford		104	53.61%	104	53.61%
Timothy J "Tim" Detering		90	46.39%	90	46.39%
	Cast Votes:	194	100.00%	194	100.00%
	Undervotes:	23		23	
	Overvotes:	0		0	
	Unresolved write-in votes:	1		1	

Precinct Results Report

General Election 2019

Run Time 1:10 PM

Run Date 11/26/2019

Douglas County

General Election

11/5/2019

Page 58

Official Results**Registered Voters**

10629 of 22711 = 46.80%

Precincts Reporting

0 of 47 = 0.00%

108

218 of 502 registered voters = 43.43%

City of East Wenatchee Council Position 1

Choice	Party	Absentee Voting		Total	
John D. Sterk		133	100.00%	133	100.00%
	Cast Votes:	133	100.00%	133	100.00%
	Undervotes:	83		83	
	Overvotes:	0		0	
	Unresolved write-in votes:	2		2	

City of East Wenatchee Council Position 2

Choice	Party	Absentee Voting		Total	
Harry Raab		139	100.00%	139	100.00%
	Cast Votes:	139	100.00%	139	100.00%
	Undervotes:	75		75	
	Overvotes:	0		0	
	Unresolved write-in votes:	4		4	

City of East Wenatchee Council Position 5 - Short/Full Term

Choice	Party	Absentee Voting		Total	
Shayne L. Magdoff		134	100.00%	134	100.00%
	Cast Votes:	134	100.00%	134	100.00%
	Undervotes:	82		82	
	Overvotes:	0		0	
	Unresolved write-in votes:	2		2	

City of East Wenatchee Council Position 6

Choice	Party	Absentee Voting		Total	
Marl Kane		68	38.20%	68	38.20%
Christine Johnson		110	61.80%	110	61.80%
	Cast Votes:	178	100.00%	178	100.00%
	Undervotes:	40		40	
	Overvotes:	0		0	
	Unresolved write-in votes:	0		0	

Precinct Results Report

General Election 2019

Run Time 1:10 PM

Run Date 11/26/2019

Douglas County

General Election

11/5/2019

Page 59

Official Results

Registered Voters

10629 of 22711 = 46.80%

Precincts Reporting

0 of 47 = 0.00%

108

218 of 502 registered voters = 43.43%

Fire District #2 Commissioner #3

Choice	Party	Absentee Voting		Total	
Dave Fennell		76	46.06%	76	46.06%
Bob Black		89	53.94%	89	53.94%
	Cast Votes:	165	100.00%	165	100.00%
	Undervotes:	53		53	
	Overvotes:	0		0	
	Unresolved write-in votes:	0		0	

Sewer District #1 Sewer Commissioner #2 - Short/Full Term

Choice	Party	Absentee Voting		Total	
Steve Lacy		73	37.24%	73	37.24%
Greg Peterson		123	62.76%	123	62.76%
	Cast Votes:	196	100.00%	196	100.00%
	Undervotes:	22		22	
	Overvotes:	0		0	
	Unresolved write-in votes:	0		0	

Precinct Results Report

General Election 2019

Run Time 1:10 PM

Run Date 11/26/2019

Douglas County

General Election

11/5/2019

Page 60

Official Results**Registered Voters**

10629 of 22711 = 46.80%

Precincts Reporting

0 of 47 = 0.00%

109

143 of 353 registered voters = 40.51%

Referendum Measure No. 88

Choice	Party	Absentee Voting		Total	
Approved		33	26.19%	33	26.19%
Rejected		93	73.81%	93	73.81%
	Cast Votes:	126	100.00%	126	100.00%
	Undervotes:	17		17	
	Overvotes:	0		0	
	Unresolved write-in votes:	0		0	

Initiative Measure No. 976

Choice	Party	Absentee Voting		Total	
Yes		112	80.00%	112	80.00%
No		28	20.00%	28	20.00%
	Cast Votes:	140	100.00%	140	100.00%
	Undervotes:	2		2	
	Overvotes:	1		1	
	Unresolved write-in votes:	0		0	

Advisory Vote No. 20

Choice	Party	Absentee Voting		Total	
Repealed		121	86.43%	121	86.43%
Maintained		19	13.57%	19	13.57%
	Cast Votes:	140	100.00%	140	100.00%
	Undervotes:	3		3	
	Overvotes:	0		0	
	Unresolved write-in votes:	0		0	

Advisory Vote No. 21

Choice	Party	Absentee Voting		Total	
Repealed		114	82.01%	114	82.01%
Maintained		25	17.99%	25	17.99%
	Cast Votes:	139	100.00%	139	100.00%
	Undervotes:	4		4	
	Overvotes:	0		0	
	Unresolved write-in votes:	0		0	

Precinct Results Report

General Election 2019

Run Time 1:10 PM

Run Date 11/26/2019

Douglas County

General Election

11/5/2019

Page 61

Official Results**Registered Voters**

10629 of 22711 = 46.80%

Precincts Reporting

0 of 47 = 0.00%

109

143 of 353 registered voters = 40.51%

Advisory Vote No. 22

Choice	Party	Absentee Voting		Total	
Repealed		119	86.23%	119	86.23%
Maintained		19	13.77%	19	13.77%
Cast Votes:		138	100.00%	138	100.00%
Undervotes:		5		5	
Overvotes:		0		0	
Unresolved write-in votes:		0		0	

Advisory Vote No. 23

Choice	Party	Absentee Voting		Total	
Repealed		73	52.52%	73	52.52%
Maintained		66	47.48%	66	47.48%
Cast Votes:		139	100.00%	139	100.00%
Undervotes:		4		4	
Overvotes:		0		0	
Unresolved write-in votes:		0		0	

Advisory Vote No. 24

Choice	Party	Absentee Voting		Total	
Repealed		118	84.89%	118	84.89%
Maintained		21	15.11%	21	15.11%
Cast Votes:		139	100.00%	139	100.00%
Undervotes:		4		4	
Overvotes:		0		0	
Unresolved write-in votes:		0		0	

Advisory Vote No. 25

Choice	Party	Absentee Voting		Total	
Repealed		113	80.71%	113	80.71%
Maintained		27	19.29%	27	19.29%
Cast Votes:		140	100.00%	140	100.00%
Undervotes:		3		3	
Overvotes:		0		0	
Unresolved write-in votes:		0		0	

Precinct Results Report

General Election 2019

Run Time 1:10 PM

Run Date 11/26/2019

Douglas County

General Election

11/5/2019

Page 62

Official Results**Registered Voters**

10629 of 22711 = 46.80%

Precincts Reporting

0 of 47 = 0.00%

109

143 of 353 registered voters = 40.51%

Advisory Vote No. 26

Choice	Party	Absentee Voting		Total	
Repealed		103	74.10%	103	74.10%
Maintained		36	25.90%	36	25.90%
Cast Votes:		139	100.00%	139	100.00%
Undervotes:		4		4	
Overvotes:		0		0	
Unresolved write-in votes:		0		0	

Advisory Vote No. 27

Choice	Party	Absentee Voting		Total	
Repealed		124	89.21%	124	89.21%
Maintained		15	10.79%	15	10.79%
Cast Votes:		139	100.00%	139	100.00%
Undervotes:		4		4	
Overvotes:		0		0	
Unresolved write-in votes:		0		0	

Advisory Vote No. 28

Choice	Party	Absentee Voting		Total	
Repealed		86	62.77%	86	62.77%
Maintained		51	37.23%	51	37.23%
Cast Votes:		137	100.00%	137	100.00%
Undervotes:		6		6	
Overvotes:		0		0	
Unresolved write-in votes:		0		0	

Advisory Vote No. 29

Choice	Party	Absentee Voting		Total	
Repealed		122	87.14%	122	87.14%
Maintained		18	12.86%	18	12.86%
Cast Votes:		140	100.00%	140	100.00%
Undervotes:		3		3	
Overvotes:		0		0	
Unresolved write-in votes:		0		0	

Precinct Results Report

General Election 2019

Run Time 1:10 PM

Run Date 11/26/2019

Douglas County

General Election

11/5/2019

Page 63

Official Results**Registered Voters**

10629 of 22711 = 46.80%

Precincts Reporting

0 of 47 = 0.00%

109

143 of 353 registered voters = 40.51%

Advisory Vote No. 30

Choice	Party	Absentee Voting		Total	
Repealed		106	76.81%	106	76.81%
Maintained		32	23.19%	32	23.19%
	Cast Votes:	138	100.00%	138	100.00%
	Undervotes:	5		5	
	Overvotes:	0		0	
	Unresolved write-in votes:	0		0	

Advisory Vote No. 31

Choice	Party	Absentee Voting		Total	
Repealed		92	65.71%	92	65.71%
Maintained		48	34.29%	48	34.29%
	Cast Votes:	140	100.00%	140	100.00%
	Undervotes:	3		3	
	Overvotes:	0		0	
	Unresolved write-in votes:	0		0	

Senate Joint Resolution No.8200

Choice	Party	Absentee Voting		Total	
Approved		59	42.75%	59	42.75%
Rejected		79	57.25%	79	57.25%
	Cast Votes:	138	100.00%	138	100.00%
	Undervotes:	5		5	
	Overvotes:	0		0	
	Unresolved write-in votes:	0		0	

Superior Court Judge Judge Position 1

Choice	Party	Absentee Voting		Total	
Brian C. Huber		102	100.00%	102	100.00%
	Cast Votes:	102	100.00%	102	100.00%
	Undervotes:	37		37	
	Overvotes:	1		1	
	Unresolved write-in votes:	3		3	

Precinct Results Report

General Election 2019

Run Time 1:10 PM

Run Date 11/26/2019

Douglas County

General Election

11/5/2019

Page 64

Official Results**Registered Voters**

10629 of 22711 = 46.80%

Precincts Reporting

0 of 47 = 0.00%

109

143 of 353 registered voters = 40.51%

Port Countywide Commissioner District 1

Choice	Party	Absentee Voting		Total	
Jim Huffman		107	100.00%	107	100.00%
	Cast Votes:	107	100.00%	107	100.00%
	Undervotes:	35		35	
	Overvotes:	0		0	
	Unresolved write-in votes:	1		1	

Eastmont Metro Parks and Recreation Commissioner #1 - Short/Full Term

Choice	Party	Absentee Voting		Total	
Deborah (Deb) Miller		100	100.00%	100	100.00%
	Cast Votes:	100	100.00%	100	100.00%
	Undervotes:	42		42	
	Overvotes:	0		0	
	Unresolved write-in votes:	1		1	

Eastmont Metro Parks and Recreation Commissioner #2

Choice	Party	Absentee Voting		Total	
Marc A. Marquis		104	100.00%	104	100.00%
	Cast Votes:	104	100.00%	104	100.00%
	Undervotes:	38		38	
	Overvotes:	0		0	
	Unresolved write-in votes:	1		1	

East Wenatchee Water Water Commissioner #3

Choice	Party	Absentee Voting		Total	
Jeff Johnson		60	52.17%	60	52.17%
Terry Barnes		55	47.83%	55	47.83%
	Cast Votes:	115	100.00%	115	100.00%
	Undervotes:	26		26	
	Overvotes:	1		1	
	Unresolved write-in votes:	1		1	

Precinct Results Report

General Election 2019

Run Time 1:10 PM

Run Date 11/26/2019

Douglas County

General Election

11/5/2019

Page 65

Official Results

Registered Voters

10629 of 22711 = 46.80%

Precincts Reporting

0 of 47 = 0.00%

109

143 of 353 registered voters = 40.51%

Eastmont School District 206 Director 1

Choice	Party	Absentee Voting		Total	
Cindy Wright		73	62.39%	73	62.39%
Sasha Sleiman		44	37.61%	44	37.61%
Cast Votes:		117	100.00%	117	100.00%
Undervotes:		26		26	
Overvotes:		0		0	
Unresolved write-in votes:		0		0	

Eastmont School District 206 Director 2

Choice	Party	Absentee Voting		Total	
Whitney Smith		90	72.00%	90	72.00%
Nathan Medeiros		35	28.00%	35	28.00%
Cast Votes:		125	100.00%	125	100.00%
Undervotes:		18		18	
Overvotes:		0		0	
Unresolved write-in votes:		0		0	

Eastmont School District 206 Director 5 At Large

Choice	Party	Absentee Voting		Total	
Meaghan Vibbert		72	57.60%	72	57.60%
Lyle McClune		53	42.40%	53	42.40%
Cast Votes:		125	100.00%	125	100.00%
Undervotes:		18		18	
Overvotes:		0		0	
Unresolved write-in votes:		0		0	

City of East Wenatchee Mayor

Choice	Party	Absentee Voting		Total	
Jerrilea Crawford		81	61.36%	81	61.36%
Timothy J "Tim" Detering		51	38.64%	51	38.64%
Cast Votes:		132	100.00%	132	100.00%
Undervotes:		10		10	
Overvotes:		0		0	
Unresolved write-in votes:		1		1	

Precinct Results Report

General Election 2019

Run Time 1:10 PM

Run Date 11/26/2019

Douglas County

General Election

11/5/2019

Page 66

Official Results**Registered Voters**

10629 of 22711 = 46.80%

Precincts Reporting

0 of 47 = 0.00%

109

143 of 353 registered voters = 40.51%

City of East Wenatchee Council Position 1

Choice	Party	Absentee Voting		Total	
John D. Sterk		102	100.00%	102	100.00%
	Cast Votes:	102	100.00%	102	100.00%
	Undervotes:	40		40	
	Overvotes:	0		0	
	Unresolved write-in votes:	1		1	

City of East Wenatchee Council Position 2

Choice	Party	Absentee Voting		Total	
Harry Raab		101	100.00%	101	100.00%
	Cast Votes:	101	100.00%	101	100.00%
	Undervotes:	41		41	
	Overvotes:	0		0	
	Unresolved write-in votes:	1		1	

City of East Wenatchee Council Position 5 - Short/Full Term

Choice	Party	Absentee Voting		Total	
Shayne L. Magdoff		97	100.00%	97	100.00%
	Cast Votes:	97	100.00%	97	100.00%
	Undervotes:	45		45	
	Overvotes:	0		0	
	Unresolved write-in votes:	1		1	

City of East Wenatchee Council Position 6

Choice	Party	Absentee Voting		Total	
Marl Kane		41	34.17%	41	34.17%
Christine Johnson		79	65.83%	79	65.83%
	Cast Votes:	120	100.00%	120	100.00%
	Undervotes:	22		22	
	Overvotes:	0		0	
	Unresolved write-in votes:	1		1	

Precinct Results Report

General Election 2019

Run Time 1:10 PM

Run Date 11/26/2019

Douglas County

General Election

11/5/2019

Page 67

Official Results**Registered Voters**

10629 of 22711 = 46.80%

Precincts Reporting

0 of 47 = 0.00%

109

143 of 353 registered voters = 40.51%

Fire District #2 Commissioner #3

Choice	Party	Absentee Voting		Total	
Dave Fennell		64	52.89%	64	52.89%
Bob Black		57	47.11%	57	47.11%
	Cast Votes:	121	100.00%	121	100.00%
	Undervotes:	21		21	
	Overvotes:	0		0	
	Unresolved write-in votes:	1		1	

Sewer District #1 Sewer Commissioner #2 - Short/Full Term

Choice	Party	Absentee Voting		Total	
Steve Lacy		51	39.53%	51	39.53%
Greg Peterson		78	60.47%	78	60.47%
	Cast Votes:	129	100.00%	129	100.00%
	Undervotes:	13		13	
	Overvotes:	0		0	
	Unresolved write-in votes:	1		1	

Precinct Results Report

General Election 2019

Run Time 1:10 PM

Run Date 11/26/2019

Douglas County

General Election

11/5/2019

Page 68

Official Results**Registered Voters**

10629 of 22711 = 46.80%

Precincts Reporting

0 of 47 = 0.00%

110

269 of 537 registered voters = 50.09%

Referendum Measure No. 88

Choice	Party	Absentee Voting		Total	
Approved		80	33.33%	80	33.33%
Rejected		160	66.67%	160	66.67%
	Cast Votes:	240	100.00%	240	100.00%
	Undervotes:	28		28	
	Overvotes:	1		1	
	Unresolved write-in votes:	0		0	

Initiative Measure No. 976

Choice	Party	Absentee Voting		Total	
Yes		167	62.55%	167	62.55%
No		100	37.45%	100	37.45%
	Cast Votes:	267	100.00%	267	100.00%
	Undervotes:	1		1	
	Overvotes:	1		1	
	Unresolved write-in votes:	0		0	

Advisory Vote No. 20

Choice	Party	Absentee Voting		Total	
Repealed		201	80.40%	201	80.40%
Maintained		49	19.60%	49	19.60%
	Cast Votes:	250	100.00%	250	100.00%
	Undervotes:	17		17	
	Overvotes:	2		2	
	Unresolved write-in votes:	0		0	

Advisory Vote No. 21

Choice	Party	Absentee Voting		Total	
Repealed		177	69.41%	177	69.41%
Maintained		78	30.59%	78	30.59%
	Cast Votes:	255	100.00%	255	100.00%
	Undervotes:	14		14	
	Overvotes:	0		0	
	Unresolved write-in votes:	0		0	

Precinct Results Report

General Election 2019

Run Time 1:10 PM

Run Date 11/26/2019

Douglas County

General Election

11/5/2019

Page 69

Official Results**Registered Voters**

10629 of 22711 = 46.80%

Precincts Reporting

0 of 47 = 0.00%

110

269 of 537 registered voters = 50.09%

Advisory Vote No. 22

Choice	Party	Absentee Voting		Total	
Repealed		194	77.91%	194	77.91%
Maintained		55	22.09%	55	22.09%
Cast Votes:		249	100.00%	249	100.00%
Undervotes:		20		20	
Overvotes:		0		0	
Unresolved write-in votes:		0		0	

Advisory Vote No. 23

Choice	Party	Absentee Voting		Total	
Repealed		86	33.86%	86	33.86%
Maintained		168	66.14%	168	66.14%
Cast Votes:		254	100.00%	254	100.00%
Undervotes:		14		14	
Overvotes:		1		1	
Unresolved write-in votes:		0		0	

Advisory Vote No. 24

Choice	Party	Absentee Voting		Total	
Repealed		197	78.49%	197	78.49%
Maintained		54	21.51%	54	21.51%
Cast Votes:		251	100.00%	251	100.00%
Undervotes:		18		18	
Overvotes:		0		0	
Unresolved write-in votes:		0		0	

Advisory Vote No. 25

Choice	Party	Absentee Voting		Total	
Repealed		185	73.71%	185	73.71%
Maintained		66	26.29%	66	26.29%
Cast Votes:		251	100.00%	251	100.00%
Undervotes:		18		18	
Overvotes:		0		0	
Unresolved write-in votes:		0		0	

Precinct Results Report

General Election 2019

Run Time 1:10 PM

Run Date 11/26/2019

Douglas County

General Election

11/5/2019

Page 70

Official Results**Registered Voters**

10629 of 22711 = 46.80%

Precincts Reporting

0 of 47 = 0.00%

110

269 of 537 registered voters = 50.09%

Advisory Vote No. 26

Choice	Party	Absentee Voting		Total	
Repealed		168	67.74%	168	67.74%
Maintained		80	32.26%	80	32.26%
Cast Votes:		248	100.00%	248	100.00%
Undervotes:		21		21	
Overvotes:		0		0	
Unresolved write-in votes:		0		0	

Advisory Vote No. 27

Choice	Party	Absentee Voting		Total	
Repealed		199	78.66%	199	78.66%
Maintained		54	21.34%	54	21.34%
Cast Votes:		253	100.00%	253	100.00%
Undervotes:		16		16	
Overvotes:		0		0	
Unresolved write-in votes:		0		0	

Advisory Vote No. 28

Choice	Party	Absentee Voting		Total	
Repealed		124	49.40%	124	49.40%
Maintained		127	50.60%	127	50.60%
Cast Votes:		251	100.00%	251	100.00%
Undervotes:		18		18	
Overvotes:		0		0	
Unresolved write-in votes:		0		0	

Advisory Vote No. 29

Choice	Party	Absentee Voting		Total	
Repealed		204	80.95%	204	80.95%
Maintained		48	19.05%	48	19.05%
Cast Votes:		252	100.00%	252	100.00%
Undervotes:		17		17	
Overvotes:		0		0	
Unresolved write-in votes:		0		0	

Precinct Results Report

General Election 2019

Run Time 1:10 PM

Run Date 11/26/2019

Douglas County

General Election

11/5/2019

Page 71

Official Results**Registered Voters**

10629 of 22711 = 46.80%

Precincts Reporting

0 of 47 = 0.00%

110

269 of 537 registered voters = 50.09%

Advisory Vote No. 30

Choice	Party	Absentee Voting		Total	
Repealed		179	70.75%	179	70.75%
Maintained		74	29.25%	74	29.25%
Cast Votes:		253	100.00%	253	100.00%
Undervotes:		16		16	
Overvotes:		0		0	
Unresolved write-in votes:		0		0	

Advisory Vote No. 31

Choice	Party	Absentee Voting		Total	
Repealed		129	52.23%	129	52.23%
Maintained		118	47.77%	118	47.77%
Cast Votes:		247	100.00%	247	100.00%
Undervotes:		22		22	
Overvotes:		0		0	
Unresolved write-in votes:		0		0	

Senate Joint Resolution No.8200

Choice	Party	Absentee Voting		Total	
Approved		155	59.85%	155	59.85%
Rejected		104	40.15%	104	40.15%
Cast Votes:		259	100.00%	259	100.00%
Undervotes:		10		10	
Overvotes:		0		0	
Unresolved write-in votes:		0		0	

Superior Court Judge Judge Position 1

Choice	Party	Absentee Voting		Total	
Brian C. Huber		178	100.00%	178	100.00%
Cast Votes:		178	100.00%	178	100.00%
Undervotes:		91		91	
Overvotes:		0		0	
Unresolved write-in votes:		0		0	

Precinct Results Report

General Election 2019

Run Time 1:10 PM

Run Date 11/26/2019

Douglas County

General Election

11/5/2019

Page 72

Official Results

Registered Voters

10629 of 22711 = 46.80%

Precincts Reporting

0 of 47 = 0.00%

110

269 of 537 registered voters = 50.09%

Port Countywide Commissioner District 1

Choice	Party	Absentee Voting		Total	
Jim Huffman		179	100.00%	179	100.00%
	Cast Votes:	179	100.00%	179	100.00%
	Undervotes:	89		89	
	Overvotes:	0		0	
	Unresolved write-in votes:	1		1	

Eastmont Metro Parks and Recreation Commissioner #1 - Short/Full Term

Choice	Party	Absentee Voting		Total	
Deborah (Deb) Miller		170	100.00%	170	100.00%
	Cast Votes:	170	100.00%	170	100.00%
	Undervotes:	97		97	
	Overvotes:	0		0	
	Unresolved write-in votes:	2		2	

Eastmont Metro Parks and Recreation Commissioner #2

Choice	Party	Absentee Voting		Total	
Marc A. Marquis		169	100.00%	169	100.00%
	Cast Votes:	169	100.00%	169	100.00%
	Undervotes:	99		99	
	Overvotes:	0		0	
	Unresolved write-in votes:	1		1	

East Wenatchee Water Water Commissioner #3

Choice	Party	Absentee Voting		Total	
Jeff Johnson		110	57.89%	110	57.89%
Terry Barnes		80	42.11%	80	42.11%
	Cast Votes:	190	100.00%	190	100.00%
	Undervotes:	78		78	
	Overvotes:	0		0	
	Unresolved write-in votes:	1		1	

Precinct Results Report

General Election 2019

Run Time 1:10 PM

Run Date 11/26/2019

Douglas County

General Election

11/5/2019

Page 73

Official Results**Registered Voters**

10629 of 22711 = 46.80%

Precincts Reporting

0 of 47 = 0.00%

110

269 of 537 registered voters = 50.09%

Eastmont School District 206 Director 1

Choice	Party	Absentee Voting		Total	
Cindy Wright		123	62.44%	123	62.44%
Sasha Sleiman		74	37.56%	74	37.56%
Cast Votes:		197	100.00%	197	100.00%
Undervotes:		72		72	
Overvotes:		0		0	
Unresolved write-in votes:		0		0	

Eastmont School District 206 Director 2

Choice	Party	Absentee Voting		Total	
Whitney Smith		137	70.62%	137	70.62%
Nathan Medeiros		57	29.38%	57	29.38%
Cast Votes:		194	100.00%	194	100.00%
Undervotes:		75		75	
Overvotes:		0		0	
Unresolved write-in votes:		0		0	

Eastmont School District 206 Director 5 At Large

Choice	Party	Absentee Voting		Total	
Meaghan Vibbert		117	57.35%	117	57.35%
Lyle McClune		87	42.65%	87	42.65%
Cast Votes:		204	100.00%	204	100.00%
Undervotes:		65		65	
Overvotes:		0		0	
Unresolved write-in votes:		0		0	

Fire District #2 Commissioner #3

Choice	Party	Absentee Voting		Total	
Dave Fennell		95	51.08%	95	51.08%
Bob Black		91	48.92%	91	48.92%
Cast Votes:		186	100.00%	186	100.00%
Undervotes:		83		83	
Overvotes:		0		0	
Unresolved write-in votes:		0		0	

Precinct Results Report

General Election 2019

Run Time 1:10 PM

Run Date 11/26/2019

Douglas County

General Election

11/5/2019

Page 74

Official Results

Registered Voters

10629 of 22711 = 46.80%

Precincts Reporting

0 of 47 = 0.00%

110

269 of 537 registered voters = 50.09%

Sewer District #1 Sewer Commissioner #2 - Short/Full Term

Choice	Party	Absentee Voting		Total	
Steve Lacy		79	36.24%	79	36.24%
Greg Peterson		139	63.76%	139	63.76%
	Cast Votes:	218	100.00%	218	100.00%
	Undervotes:	51		51	
	Overvotes:	0		0	
	Unresolved write-in votes:	0		0	

Precinct Results Report

General Election 2019

Run Time 1:10 PM

Run Date 11/26/2019

Douglas County

General Election

11/5/2019

Page 75

Official Results**Registered Voters**

10629 of 22711 = 46.80%

Precincts Reporting

0 of 47 = 0.00%

111

376 of 723 registered voters = 52.01%

Referendum Measure No. 88

Choice	Party	Absentee Voting		Total	
Approved		115	35.71%	115	35.71%
Rejected		207	64.29%	207	64.29%
	Cast Votes:	322	100.00%	322	100.00%
	Undervotes:	54		54	
	Overvotes:	0		0	
	Unresolved write-in votes:	0		0	

Initiative Measure No. 976

Choice	Party	Absentee Voting		Total	
Yes		243	65.50%	243	65.50%
No		128	34.50%	128	34.50%
	Cast Votes:	371	100.00%	371	100.00%
	Undervotes:	5		5	
	Overvotes:	0		0	
	Unresolved write-in votes:	0		0	

Advisory Vote No. 20

Choice	Party	Absentee Voting		Total	
Repealed		259	73.16%	259	73.16%
Maintained		95	26.84%	95	26.84%
	Cast Votes:	354	100.00%	354	100.00%
	Undervotes:	22		22	
	Overvotes:	0		0	
	Unresolved write-in votes:	0		0	

Advisory Vote No. 21

Choice	Party	Absentee Voting		Total	
Repealed		253	71.47%	253	71.47%
Maintained		101	28.53%	101	28.53%
	Cast Votes:	354	100.00%	354	100.00%
	Undervotes:	22		22	
	Overvotes:	0		0	
	Unresolved write-in votes:	0		0	

Precinct Results Report

General Election 2019

Run Time 1:10 PM

Run Date 11/26/2019

Douglas County

General Election

11/5/2019

Page 76

Official Results**Registered Voters**

10629 of 22711 = 46.80%

Precincts Reporting

0 of 47 = 0.00%

111

376 of 723 registered voters = 52.01%

Advisory Vote No. 22

Choice	Party	Absentee Voting		Total	
Repealed		268	76.57%	268	76.57%
Maintained		82	23.43%	82	23.43%
Cast Votes:		350	100.00%	350	100.00%
Undervotes:		26		26	
Overvotes:		0		0	
Unresolved write-in votes:		0		0	

Advisory Vote No. 23

Choice	Party	Absentee Voting		Total	
Repealed		152	42.70%	152	42.70%
Maintained		204	57.30%	204	57.30%
Cast Votes:		356	100.00%	356	100.00%
Undervotes:		20		20	
Overvotes:		0		0	
Unresolved write-in votes:		0		0	

Advisory Vote No. 24

Choice	Party	Absentee Voting		Total	
Repealed		270	76.92%	270	76.92%
Maintained		81	23.08%	81	23.08%
Cast Votes:		351	100.00%	351	100.00%
Undervotes:		25		25	
Overvotes:		0		0	
Unresolved write-in votes:		0		0	

Advisory Vote No. 25

Choice	Party	Absentee Voting		Total	
Repealed		249	70.94%	249	70.94%
Maintained		102	29.06%	102	29.06%
Cast Votes:		351	100.00%	351	100.00%
Undervotes:		25		25	
Overvotes:		0		0	
Unresolved write-in votes:		0		0	

Precinct Results Report

General Election 2019

Run Time 1:10 PM

Run Date 11/26/2019

Douglas County

General Election

11/5/2019

Page 77

Official Results**Registered Voters**

10629 of 22711 = 46.80%

Precincts Reporting

0 of 47 = 0.00%

111

376 of 723 registered voters = 52.01%

Advisory Vote No. 26

Choice	Party	Absentee Voting		Total	
Repealed		238	68.79%	238	68.79%
Maintained		108	31.21%	108	31.21%
Cast Votes:		346	100.00%	346	100.00%
Undervotes:		30		30	
Overvotes:		0		0	
Unresolved write-in votes:		0		0	

Advisory Vote No. 27

Choice	Party	Absentee Voting		Total	
Repealed		270	76.27%	270	76.27%
Maintained		84	23.73%	84	23.73%
Cast Votes:		354	100.00%	354	100.00%
Undervotes:		22		22	
Overvotes:		0		0	
Unresolved write-in votes:		0		0	

Advisory Vote No. 28

Choice	Party	Absentee Voting		Total	
Repealed		198	56.90%	198	56.90%
Maintained		150	43.10%	150	43.10%
Cast Votes:		348	100.00%	348	100.00%
Undervotes:		28		28	
Overvotes:		0		0	
Unresolved write-in votes:		0		0	

Advisory Vote No. 29

Choice	Party	Absentee Voting		Total	
Repealed		274	79.65%	274	79.65%
Maintained		70	20.35%	70	20.35%
Cast Votes:		344	100.00%	344	100.00%
Undervotes:		31		31	
Overvotes:		1		1	
Unresolved write-in votes:		0		0	

Precinct Results Report

General Election 2019

Run Time 1:10 PM

Run Date 11/26/2019

Douglas County

General Election

11/5/2019

Page 78

Official Results**Registered Voters**

10629 of 22711 = 46.80%

Precincts Reporting

0 of 47 = 0.00%

111

376 of 723 registered voters = 52.01%

Advisory Vote No. 30

Choice	Party	Absentee Voting		Total	
Repealed		246	70.09%	246	70.09%
Maintained		105	29.91%	105	29.91%
Cast Votes:		351	100.00%	351	100.00%
Undervotes:		25		25	
Overvotes:		0		0	
Unresolved write-in votes:		0		0	

Advisory Vote No. 31

Choice	Party	Absentee Voting		Total	
Repealed		175	50.58%	175	50.58%
Maintained		171	49.42%	171	49.42%
Cast Votes:		346	100.00%	346	100.00%
Undervotes:		30		30	
Overvotes:		0		0	
Unresolved write-in votes:		0		0	

Senate Joint Resolution No.8200

Choice	Party	Absentee Voting		Total	
Approved		194	54.80%	194	54.80%
Rejected		160	45.20%	160	45.20%
Cast Votes:		354	100.00%	354	100.00%
Undervotes:		22		22	
Overvotes:		0		0	
Unresolved write-in votes:		0		0	

Superior Court Judge Judge Position 1

Choice	Party	Absentee Voting		Total	
Brian C. Huber		242	100.00%	242	100.00%
Cast Votes:		242	100.00%	242	100.00%
Undervotes:		129		129	
Overvotes:		1		1	
Unresolved write-in votes:		4		4	

Precinct Results Report

General Election 2019

Run Time 1:10 PM

Run Date 11/26/2019

Douglas County

General Election

11/5/2019

Page 79

Official Results**Registered Voters**

10629 of 22711 = 46.80%

Precincts Reporting

0 of 47 = 0.00%

111

376 of 723 registered voters = 52.01%

Port Countywide Commissioner District 1

Choice	Party	Absentee Voting		Total	
Jim Huffman		251	100.00%	251	100.00%
	Cast Votes:	251	100.00%	251	100.00%
	Undervotes:	118		118	
	Overvotes:	0		0	
	Unresolved write-in votes:	7		7	

Eastmont Metro Parks and Recreation Commissioner #1 - Short/Full Term

Choice	Party	Absentee Voting		Total	
Deborah (Deb) Miller		255	100.00%	255	100.00%
	Cast Votes:	255	100.00%	255	100.00%
	Undervotes:	121		121	
	Overvotes:	0		0	
	Unresolved write-in votes:	0		0	

Eastmont Metro Parks and Recreation Commissioner #2

Choice	Party	Absentee Voting		Total	
Marc A. Marquis		241	100.00%	241	100.00%
	Cast Votes:	241	100.00%	241	100.00%
	Undervotes:	134		134	
	Overvotes:	0		0	
	Unresolved write-in votes:	1		1	

East Wenatchee Water Water Commissioner #3

Choice	Party	Absentee Voting		Total	
Jeff Johnson		129	40.06%	129	40.06%
Terry Barnes		193	59.94%	193	59.94%
	Cast Votes:	322	100.00%	322	100.00%
	Undervotes:	52		52	
	Overvotes:	1		1	
	Unresolved write-in votes:	1		1	

Precinct Results Report

General Election 2019

Run Time 1:10 PM

Run Date 11/26/2019

Douglas County

General Election

11/5/2019

Page 80

Official Results

Registered Voters

10629 of 22711 = 46.80%

Precincts Reporting

0 of 47 = 0.00%

111

376 of 723 registered voters = 52.01%

Eastmont School District 206 Director 1

Choice	Party	Absentee Voting		Total	
Cindy Wright		180	56.43%	180	56.43%
Sasha Sleiman		139	43.57%	139	43.57%
	Cast Votes:	319	100.00%	319	100.00%
	Undervotes:	55		55	
	Overvotes:	0		0	
	Unresolved write-in votes:	2		2	

Eastmont School District 206 Director 2

Choice	Party	Absentee Voting		Total	
Whitney Smith		203	65.27%	203	65.27%
Nathan Medeiros		108	34.73%	108	34.73%
	Cast Votes:	311	100.00%	311	100.00%
	Undervotes:	64		64	
	Overvotes:	0		0	
	Unresolved write-in votes:	1		1	

Eastmont School District 206 Director 5 At Large

Choice	Party	Absentee Voting		Total	
Meaghan Vibbert		179	56.47%	179	56.47%
Lyle McClune		138	43.53%	138	43.53%
	Cast Votes:	317	100.00%	317	100.00%
	Undervotes:	57		57	
	Overvotes:	0		0	
	Unresolved write-in votes:	2		2	

City of East Wenatchee Mayor

Choice	Party	Absentee Voting		Total	
Jerrilea Crawford		196	57.31%	196	57.31%
Timothy J "Tim" Detering		146	42.69%	146	42.69%
	Cast Votes:	342	100.00%	342	100.00%
	Undervotes:	33		33	
	Overvotes:	0		0	
	Unresolved write-in votes:	1		1	

Precinct Results Report

General Election 2019

Run Time 1:10 PM

Run Date 11/26/2019

Douglas County

General Election

11/5/2019

Page 81

Official Results

Registered Voters

10629 of 22711 = 46.80%

Precincts Reporting

0 of 47 = 0.00%

111

376 of 723 registered voters = 52.01%

City of East Wenatchee Council Position 1

Choice	Party	Absentee Voting		Total	
John D. Sterk		246	100.00%	246	100.00%
	Cast Votes:	246	100.00%	246	100.00%
	Undervotes:	127		127	
	Overvotes:	0		0	
	Unresolved write-in votes:	3		3	

City of East Wenatchee Council Position 2

Choice	Party	Absentee Voting		Total	
Harry Raab		240	100.00%	240	100.00%
	Cast Votes:	240	100.00%	240	100.00%
	Undervotes:	128		128	
	Overvotes:	0		0	
	Unresolved write-in votes:	8		8	

City of East Wenatchee Council Position 5 - Short/Full Term

Choice	Party	Absentee Voting		Total	
Shayne L. Magdoff		231	100.00%	231	100.00%
	Cast Votes:	231	100.00%	231	100.00%
	Undervotes:	143		143	
	Overvotes:	0		0	
	Unresolved write-in votes:	2		2	

City of East Wenatchee Council Position 6

Choice	Party	Absentee Voting		Total	
Marl Kane		103	33.23%	103	33.23%
Christine Johnson		207	66.77%	207	66.77%
	Cast Votes:	310	100.00%	310	100.00%
	Undervotes:	64		64	
	Overvotes:	0		0	
	Unresolved write-in votes:	2		2	

Precinct Results Report

General Election 2019

Run Time 1:10 PM

Run Date 11/26/2019

Douglas County

General Election

11/5/2019

Page 82

Official Results

Registered Voters

10629 of 22711 = 46.80%

Precincts Reporting

0 of 47 = 0.00%

111

376 of 723 registered voters = 52.01%

Fire District #2 Commissioner #3

Choice	Party	Absentee Voting		Total	
Dave Fennell		144	49.15%	144	49.15%
Bob Black		149	50.85%	149	50.85%
	Cast Votes:	293	100.00%	293	100.00%
	Undervotes:	80		80	
	Overvotes:	0		0	
	Unresolved write-in votes:	3		3	

Sewer District #1 Sewer Commissioner #2 - Short/Full Term

Choice	Party	Absentee Voting		Total	
Steve Lacy		140	40.46%	140	40.46%
Greg Peterson		206	59.54%	206	59.54%
	Cast Votes:	346	100.00%	346	100.00%
	Undervotes:	29		29	
	Overvotes:	0		0	
	Unresolved write-in votes:	1		1	

Precinct Results Report

General Election 2019

Run Time 1:10 PM

Run Date 11/26/2019

Douglas County

General Election

11/5/2019

Page 83

Official Results

Registered Voters

10629 of 22711 = 46.80%

Precincts Reporting

0 of 47 = 0.00%

112

221 of 486 registered voters = 45.47%

Referendum Measure No. 88

Choice	Party	Absentee Voting		Total	
Approved		73	37.44%	73	37.44%
Rejected		122	62.56%	122	62.56%
	Cast Votes:	195	100.00%	195	100.00%
	Undervotes:	25		25	
	Overvotes:	1		1	
	Unresolved write-in votes:	0		0	

Initiative Measure No. 976

Choice	Party	Absentee Voting		Total	
Yes		138	63.30%	138	63.30%
No		80	36.70%	80	36.70%
	Cast Votes:	218	100.00%	218	100.00%
	Undervotes:	2		2	
	Overvotes:	1		1	
	Unresolved write-in votes:	0		0	

Advisory Vote No. 20

Choice	Party	Absentee Voting		Total	
Repealed		151	72.60%	151	72.60%
Maintained		57	27.40%	57	27.40%
	Cast Votes:	208	100.00%	208	100.00%
	Undervotes:	13		13	
	Overvotes:	0		0	
	Unresolved write-in votes:	0		0	

Advisory Vote No. 21

Choice	Party	Absentee Voting		Total	
Repealed		145	69.38%	145	69.38%
Maintained		64	30.62%	64	30.62%
	Cast Votes:	209	100.00%	209	100.00%
	Undervotes:	11		11	
	Overvotes:	1		1	
	Unresolved write-in votes:	0		0	

Precinct Results Report

General Election 2019

Run Time 1:10 PM

Run Date 11/26/2019

Douglas County

General Election

11/5/2019

Page 84

Official Results**Registered Voters**

10629 of 22711 = 46.80%

Precincts Reporting

0 of 47 = 0.00%

112

221 of 486 registered voters = 45.47%

Advisory Vote No. 22

Choice	Party	Absentee Voting		Total	
Repealed		153	74.27%	153	74.27%
Maintained		53	25.73%	53	25.73%
Cast Votes:		206	100.00%	206	100.00%
Undervotes:		15		15	
Overvotes:		0		0	
Unresolved write-in votes:		0		0	

Advisory Vote No. 23

Choice	Party	Absentee Voting		Total	
Repealed		91	43.33%	91	43.33%
Maintained		119	56.67%	119	56.67%
Cast Votes:		210	100.00%	210	100.00%
Undervotes:		11		11	
Overvotes:		0		0	
Unresolved write-in votes:		0		0	

Advisory Vote No. 24

Choice	Party	Absentee Voting		Total	
Repealed		162	78.26%	162	78.26%
Maintained		45	21.74%	45	21.74%
Cast Votes:		207	100.00%	207	100.00%
Undervotes:		14		14	
Overvotes:		0		0	
Unresolved write-in votes:		0		0	

Advisory Vote No. 25

Choice	Party	Absentee Voting		Total	
Repealed		135	65.53%	135	65.53%
Maintained		71	34.47%	71	34.47%
Cast Votes:		206	100.00%	206	100.00%
Undervotes:		15		15	
Overvotes:		0		0	
Unresolved write-in votes:		0		0	

Precinct Results Report

General Election 2019

Run Time 1:10 PM

Run Date 11/26/2019

Douglas County

General Election

11/5/2019

Page 85

Official Results**Registered Voters**

10629 of 22711 = 46.80%

Precincts Reporting

0 of 47 = 0.00%

112

221 of 486 registered voters = 45.47%

Advisory Vote No. 26

Choice	Party	Absentee Voting		Total	
Repealed		124	61.69%	124	61.69%
Maintained		77	38.31%	77	38.31%
Cast Votes:		201	100.00%	201	100.00%
Undervotes:		20		20	
Overvotes:		0		0	
Unresolved write-in votes:		0		0	

Advisory Vote No. 27

Choice	Party	Absentee Voting		Total	
Repealed		157	75.85%	157	75.85%
Maintained		50	24.15%	50	24.15%
Cast Votes:		207	100.00%	207	100.00%
Undervotes:		14		14	
Overvotes:		0		0	
Unresolved write-in votes:		0		0	

Advisory Vote No. 28

Choice	Party	Absentee Voting		Total	
Repealed		118	57.28%	118	57.28%
Maintained		88	42.72%	88	42.72%
Cast Votes:		206	100.00%	206	100.00%
Undervotes:		15		15	
Overvotes:		0		0	
Unresolved write-in votes:		0		0	

Advisory Vote No. 29

Choice	Party	Absentee Voting		Total	
Repealed		170	81.73%	170	81.73%
Maintained		38	18.27%	38	18.27%
Cast Votes:		208	100.00%	208	100.00%
Undervotes:		13		13	
Overvotes:		0		0	
Unresolved write-in votes:		0		0	

Precinct Results Report

General Election 2019

Run Time 1:10 PM

Run Date 11/26/2019

Douglas County

General Election

11/5/2019

Page 86

Official Results**Registered Voters**

10629 of 22711 = 46.80%

Precincts Reporting

0 of 47 = 0.00%

112

221 of 486 registered voters = 45.47%

Advisory Vote No. 30

Choice	Party	Absentee Voting		Total	
Repealed		143	69.42%	143	69.42%
Maintained		63	30.58%	63	30.58%
Cast Votes:		206	100.00%	206	100.00%
Undervotes:		15		15	
Overvotes:		0		0	
Unresolved write-in votes:		0		0	

Advisory Vote No. 31

Choice	Party	Absentee Voting		Total	
Repealed		112	54.37%	112	54.37%
Maintained		94	45.63%	94	45.63%
Cast Votes:		206	100.00%	206	100.00%
Undervotes:		15		15	
Overvotes:		0		0	
Unresolved write-in votes:		0		0	

Senate Joint Resolution No.8200

Choice	Party	Absentee Voting		Total	
Approved		119	56.13%	119	56.13%
Rejected		93	43.87%	93	43.87%
Cast Votes:		212	100.00%	212	100.00%
Undervotes:		9		9	
Overvotes:		0		0	
Unresolved write-in votes:		0		0	

Superior Court Judge Judge Position 1

Choice	Party	Absentee Voting		Total	
Brian C. Huber		140	100.00%	140	100.00%
Cast Votes:		140	100.00%	140	100.00%
Undervotes:		80		80	
Overvotes:		0		0	
Unresolved write-in votes:		1		1	

Precinct Results Report

General Election 2019

Run Time 1:10 PM

Run Date 11/26/2019

Douglas County

General Election

11/5/2019

Page 87

Official Results**Registered Voters**

10629 of 22711 = 46.80%

Precincts Reporting

0 of 47 = 0.00%

112

221 of 486 registered voters = 45.47%

Port Countywide Commissioner District 1

Choice	Party	Absentee Voting		Total	
Jim Huffman		148	100.00%	148	100.00%
	Cast Votes:	148	100.00%	148	100.00%
	Undervotes:	72		72	
	Overvotes:	0		0	
	Unresolved write-in votes:	1		1	

Eastmont Metro Parks and Recreation Commissioner #1 - Short/Full Term

Choice	Party	Absentee Voting		Total	
Deborah (Deb) Miller		142	100.00%	142	100.00%
	Cast Votes:	142	100.00%	142	100.00%
	Undervotes:	76		76	
	Overvotes:	0		0	
	Unresolved write-in votes:	3		3	

Eastmont Metro Parks and Recreation Commissioner #2

Choice	Party	Absentee Voting		Total	
Marc A. Marquis		133	100.00%	133	100.00%
	Cast Votes:	133	100.00%	133	100.00%
	Undervotes:	81		81	
	Overvotes:	0		0	
	Unresolved write-in votes:	7		7	

East Wenatchee Water Water Commissioner #3

Choice	Party	Absentee Voting		Total	
Jeff Johnson		72	40.91%	72	40.91%
Terry Barnes		104	59.09%	104	59.09%
	Cast Votes:	176	100.00%	176	100.00%
	Undervotes:	43		43	
	Overvotes:	0		0	
	Unresolved write-in votes:	2		2	

Precinct Results Report

General Election 2019

Run Time 1:10 PM

Run Date 11/26/2019

Douglas County

General Election

11/5/2019

Page 88

Official Results

Registered Voters

10629 of 22711 = 46.80%

Precincts Reporting

0 of 47 = 0.00%

112

221 of 486 registered voters = 45.47%

Eastmont School District 206 Director 1

Choice	Party	Absentee Voting		Total	
Cindy Wright		102	57.30%	102	57.30%
Sasha Sleiman		76	42.70%	76	42.70%
	Cast Votes:	178	100.00%	178	100.00%
	Undervotes:	40		40	
	Overvotes:	0		0	
	Unresolved write-in votes:	3		3	

Eastmont School District 206 Director 2

Choice	Party	Absentee Voting		Total	
Whitney Smith		117	66.10%	117	66.10%
Nathan Medeiros		60	33.90%	60	33.90%
	Cast Votes:	177	100.00%	177	100.00%
	Undervotes:	42		42	
	Overvotes:	0		0	
	Unresolved write-in votes:	2		2	

Eastmont School District 206 Director 5 At Large

Choice	Party	Absentee Voting		Total	
Meaghan Vibbert		97	55.75%	97	55.75%
Lyle McClune		77	44.25%	77	44.25%
	Cast Votes:	174	100.00%	174	100.00%
	Undervotes:	44		44	
	Overvotes:	0		0	
	Unresolved write-in votes:	3		3	

City of East Wenatchee Mayor

Choice	Party	Absentee Voting		Total	
Jerrilea Crawford		101	51.27%	101	51.27%
Timothy J "Tim" Detering		96	48.73%	96	48.73%
	Cast Votes:	197	100.00%	197	100.00%
	Undervotes:	21		21	
	Overvotes:	0		0	
	Unresolved write-in votes:	3		3	

Precinct Results Report

General Election 2019

Run Time 1:10 PM

Run Date 11/26/2019

Douglas County

General Election

11/5/2019

Page 89

Official Results**Registered Voters**

10629 of 22711 = 46.80%

Precincts Reporting

0 of 47 = 0.00%

112

221 of 486 registered voters = 45.47%

City of East Wenatchee Council Position 1

Choice	Party	Absentee Voting		Total	
John D. Sterk		140	100.00%	140	100.00%
	Cast Votes:	140	100.00%	140	100.00%
	Undervotes:	76		76	
	Overvotes:	0		0	
	Unresolved write-in votes:	5		5	

City of East Wenatchee Council Position 2

Choice	Party	Absentee Voting		Total	
Harry Raab		135	100.00%	135	100.00%
	Cast Votes:	135	100.00%	135	100.00%
	Undervotes:	82		82	
	Overvotes:	1		1	
	Unresolved write-in votes:	3		3	

City of East Wenatchee Council Position 5 - Short/Full Term

Choice	Party	Absentee Voting		Total	
Shayne L. Magdoff		132	100.00%	132	100.00%
	Cast Votes:	132	100.00%	132	100.00%
	Undervotes:	84		84	
	Overvotes:	1		1	
	Unresolved write-in votes:	4		4	

City of East Wenatchee Council Position 6

Choice	Party	Absentee Voting		Total	
Marl Kane		61	35.88%	61	35.88%
Christine Johnson		109	64.12%	109	64.12%
	Cast Votes:	170	100.00%	170	100.00%
	Undervotes:	49		49	
	Overvotes:	0		0	
	Unresolved write-in votes:	2		2	

Precinct Results Report

General Election 2019

Run Time 1:10 PM

Run Date 11/26/2019

Douglas County

General Election

11/5/2019

Page 90

Official Results

Registered Voters

10629 of 22711 = 46.80%

Precincts Reporting

0 of 47 = 0.00%

112

221 of 486 registered voters = 45.47%

Fire District #2 Commissioner #3

Choice	Party	Absentee Voting		Total	
Dave Fennell		84	51.22%	84	51.22%
Bob Black		80	48.78%	80	48.78%
Cast Votes:		164	100.00%	164	100.00%
Undervotes:		56		56	
Overvotes:		0		0	
Unresolved write-in votes:		1		1	

Sewer District #1 Sewer Commissioner #2 - Short/Full Term

Choice	Party	Absentee Voting		Total	
Steve Lacy		69	34.67%	69	34.67%
Greg Peterson		130	65.33%	130	65.33%
Cast Votes:		199	100.00%	199	100.00%
Undervotes:		21		21	
Overvotes:		0		0	
Unresolved write-in votes:		1		1	

Precinct Results Report

General Election 2019

Run Time 1:10 PM

Run Date 11/26/2019

Douglas County

General Election

11/5/2019

Page 91

Official Results**Registered Voters**

10629 of 22711 = 46.80%

Precincts Reporting

0 of 47 = 0.00%

113

250 of 652 registered voters = 38.34%

Referendum Measure No. 88

Choice	Party	Absentee Voting		Total	
Approved		86	39.27%	86	39.27%
Rejected		133	60.73%	133	60.73%
	Cast Votes:	219	100.00%	219	100.00%
	Undervotes:	30		30	
	Overvotes:	1		1	
	Unresolved write-in votes:	0		0	

Initiative Measure No. 976

Choice	Party	Absentee Voting		Total	
Yes		166	68.60%	166	68.60%
No		76	31.40%	76	31.40%
	Cast Votes:	242	100.00%	242	100.00%
	Undervotes:	6		6	
	Overvotes:	2		2	
	Unresolved write-in votes:	0		0	

Advisory Vote No. 20

Choice	Party	Absentee Voting		Total	
Repealed		185	78.39%	185	78.39%
Maintained		51	21.61%	51	21.61%
	Cast Votes:	236	100.00%	236	100.00%
	Undervotes:	14		14	
	Overvotes:	0		0	
	Unresolved write-in votes:	0		0	

Advisory Vote No. 21

Choice	Party	Absentee Voting		Total	
Repealed		161	67.93%	161	67.93%
Maintained		76	32.07%	76	32.07%
	Cast Votes:	237	100.00%	237	100.00%
	Undervotes:	13		13	
	Overvotes:	0		0	
	Unresolved write-in votes:	0		0	

Precinct Results Report

General Election 2019

Run Time 1:10 PM

Run Date 11/26/2019

Douglas County

General Election

11/5/2019

Page 92

Official Results**Registered Voters**

10629 of 22711 = 46.80%

Precincts Reporting

0 of 47 = 0.00%

113

250 of 652 registered voters = 38.34%

Advisory Vote No. 22

Choice	Party	Absentee Voting		Total	
Repealed		174	74.04%	174	74.04%
Maintained		61	25.96%	61	25.96%
Cast Votes:		235	100.00%	235	100.00%
Undervotes:		15		15	
Overvotes:		0		0	
Unresolved write-in votes:		0		0	

Advisory Vote No. 23

Choice	Party	Absentee Voting		Total	
Repealed		102	43.40%	102	43.40%
Maintained		133	56.60%	133	56.60%
Cast Votes:		235	100.00%	235	100.00%
Undervotes:		15		15	
Overvotes:		0		0	
Unresolved write-in votes:		0		0	

Advisory Vote No. 24

Choice	Party	Absentee Voting		Total	
Repealed		177	75.97%	177	75.97%
Maintained		56	24.03%	56	24.03%
Cast Votes:		233	100.00%	233	100.00%
Undervotes:		17		17	
Overvotes:		0		0	
Unresolved write-in votes:		0		0	

Advisory Vote No. 25

Choice	Party	Absentee Voting		Total	
Repealed		169	72.84%	169	72.84%
Maintained		63	27.16%	63	27.16%
Cast Votes:		232	100.00%	232	100.00%
Undervotes:		18		18	
Overvotes:		0		0	
Unresolved write-in votes:		0		0	

Precinct Results Report

General Election 2019

Run Time 1:10 PM

Run Date 11/26/2019

Douglas County

General Election

11/5/2019

Page 93

Official Results**Registered Voters**

10629 of 22711 = 46.80%

Precincts Reporting

0 of 47 = 0.00%

113

250 of 652 registered voters = 38.34%

Advisory Vote No. 26

Choice	Party	Absentee Voting		Total	
Repealed		160	69.57%	160	69.57%
Maintained		70	30.43%	70	30.43%
Cast Votes:		230	100.00%	230	100.00%
Undervotes:		19		19	
Overvotes:		1		1	
Unresolved write-in votes:		0		0	

Advisory Vote No. 27

Choice	Party	Absentee Voting		Total	
Repealed		185	78.06%	185	78.06%
Maintained		52	21.94%	52	21.94%
Cast Votes:		237	100.00%	237	100.00%
Undervotes:		13		13	
Overvotes:		0		0	
Unresolved write-in votes:		0		0	

Advisory Vote No. 28

Choice	Party	Absentee Voting		Total	
Repealed		136	59.65%	136	59.65%
Maintained		92	40.35%	92	40.35%
Cast Votes:		228	100.00%	228	100.00%
Undervotes:		22		22	
Overvotes:		0		0	
Unresolved write-in votes:		0		0	

Advisory Vote No. 29

Choice	Party	Absentee Voting		Total	
Repealed		180	76.92%	180	76.92%
Maintained		54	23.08%	54	23.08%
Cast Votes:		234	100.00%	234	100.00%
Undervotes:		16		16	
Overvotes:		0		0	
Unresolved write-in votes:		0		0	

Precinct Results Report

General Election 2019

Run Time 1:10 PM

Run Date 11/26/2019

Douglas County

General Election

11/5/2019

Page 94

Official Results**Registered Voters**

10629 of 22711 = 46.80%

Precincts Reporting

0 of 47 = 0.00%

113

250 of 652 registered voters = 38.34%

Advisory Vote No. 30

Choice	Party	Absentee Voting		Total	
Repealed		160	68.97%	160	68.97%
Maintained		72	31.03%	72	31.03%
Cast Votes:		232	100.00%	232	100.00%
Undervotes:		18		18	
Overvotes:		0		0	
Unresolved write-in votes:		0		0	

Advisory Vote No. 31

Choice	Party	Absentee Voting		Total	
Repealed		132	56.41%	132	56.41%
Maintained		102	43.59%	102	43.59%
Cast Votes:		234	100.00%	234	100.00%
Undervotes:		16		16	
Overvotes:		0		0	
Unresolved write-in votes:		0		0	

Senate Joint Resolution No.8200

Choice	Party	Absentee Voting		Total	
Approved		146	61.86%	146	61.86%
Rejected		90	38.14%	90	38.14%
Cast Votes:		236	100.00%	236	100.00%
Undervotes:		14		14	
Overvotes:		0		0	
Unresolved write-in votes:		0		0	

Superior Court Judge Judge Position 1

Choice	Party	Absentee Voting		Total	
Brian C. Huber		165	100.00%	165	100.00%
Cast Votes:		165	100.00%	165	100.00%
Undervotes:		85		85	
Overvotes:		0		0	
Unresolved write-in votes:		0		0	

Precinct Results Report

General Election 2019

Run Time 1:10 PM

Run Date 11/26/2019

Douglas County

General Election

11/5/2019

Page 95

Official Results**Registered Voters**

10629 of 22711 = 46.80%

Precincts Reporting

0 of 47 = 0.00%

113

250 of 652 registered voters = 38.34%

Port Countywide Commissioner District 1

Choice	Party	Absentee Voting		Total	
Jim Huffman		162	100.00%	162	100.00%
	Cast Votes:	162	100.00%	162	100.00%
	Undervotes:	86		86	
	Overvotes:	0		0	
	Unresolved write-in votes:	2		2	

Eastmont Metro Parks and Recreation Commissioner #1 - Short/Full Term

Choice	Party	Absentee Voting		Total	
Deborah (Deb) Miller		158	100.00%	158	100.00%
	Cast Votes:	158	100.00%	158	100.00%
	Undervotes:	92		92	
	Overvotes:	0		0	
	Unresolved write-in votes:	0		0	

Eastmont Metro Parks and Recreation Commissioner #2

Choice	Party	Absentee Voting		Total	
Marc A. Marquis		159	100.00%	159	100.00%
	Cast Votes:	159	100.00%	159	100.00%
	Undervotes:	91		91	
	Overvotes:	0		0	
	Unresolved write-in votes:	0		0	

East Wenatchee Water Water Commissioner #3

Choice	Party	Absentee Voting		Total	
Jeff Johnson		105	52.76%	105	52.76%
Terry Barnes		94	47.24%	94	47.24%
	Cast Votes:	199	100.00%	199	100.00%
	Undervotes:	51		51	
	Overvotes:	0		0	
	Unresolved write-in votes:	0		0	

Precinct Results Report

General Election 2019

Run Time 1:10 PM

Run Date 11/26/2019

Douglas County

General Election

11/5/2019

Page 96

Official Results

Registered Voters

10629 of 22711 = 46.80%

Precincts Reporting

0 of 47 = 0.00%

113

250 of 652 registered voters = 38.34%

Eastmont School District 206 Director 1

Choice	Party	Absentee Voting		Total	
Cindy Wright		118	58.71%	118	58.71%
Sasha Sleiman		83	41.29%	83	41.29%
	Cast Votes:	201	100.00%	201	100.00%
	Undervotes:	48		48	
	Overvotes:	1		1	
	Unresolved write-in votes:	0		0	

Eastmont School District 206 Director 2

Choice	Party	Absentee Voting		Total	
Whitney Smith		146	74.87%	146	74.87%
Nathan Medeiros		49	25.13%	49	25.13%
	Cast Votes:	195	100.00%	195	100.00%
	Undervotes:	54		54	
	Overvotes:	0		0	
	Unresolved write-in votes:	1		1	

Eastmont School District 206 Director 5 At Large

Choice	Party	Absentee Voting		Total	
Meaghan Vibbert		110	54.46%	110	54.46%
Lyle McClune		92	45.54%	92	45.54%
	Cast Votes:	202	100.00%	202	100.00%
	Undervotes:	48		48	
	Overvotes:	0		0	
	Unresolved write-in votes:	0		0	

City of East Wenatchee Mayor

Choice	Party	Absentee Voting		Total	
Jerrilea Crawford		115	52.75%	115	52.75%
Timothy J "Tim" Detering		103	47.25%	103	47.25%
	Cast Votes:	218	100.00%	218	100.00%
	Undervotes:	31		31	
	Overvotes:	0		0	
	Unresolved write-in votes:	1		1	

Precinct Results Report

General Election 2019

Run Time 1:10 PM

Run Date 11/26/2019

Douglas County

General Election

11/5/2019

Page 97

Official Results

Registered Voters

10629 of 22711 = 46.80%

Precincts Reporting

0 of 47 = 0.00%

113

250 of 652 registered voters = 38.34%

City of East Wenatchee Council Position 1

Choice	Party	Absentee Voting		Total	
John D. Sterk		149	100.00%	149	100.00%
	Cast Votes:	149	100.00%	149	100.00%
	Undervotes:	100		100	
	Overvotes:	0		0	
	Unresolved write-in votes:	1		1	

City of East Wenatchee Council Position 2

Choice	Party	Absentee Voting		Total	
Harry Raab		148	100.00%	148	100.00%
	Cast Votes:	148	100.00%	148	100.00%
	Undervotes:	99		99	
	Overvotes:	0		0	
	Unresolved write-in votes:	3		3	

City of East Wenatchee Council Position 5 - Short/Full Term

Choice	Party	Absentee Voting		Total	
Shayne L. Magdoff		145	100.00%	145	100.00%
	Cast Votes:	145	100.00%	145	100.00%
	Undervotes:	105		105	
	Overvotes:	0		0	
	Unresolved write-in votes:	0		0	

City of East Wenatchee Council Position 6

Choice	Party	Absentee Voting		Total	
Marl Kane		79	40.10%	79	40.10%
Christine Johnson		118	59.90%	118	59.90%
	Cast Votes:	197	100.00%	197	100.00%
	Undervotes:	53		53	
	Overvotes:	0		0	
	Unresolved write-in votes:	0		0	

Precinct Results Report

General Election 2019

Run Time 1:10 PM

Run Date 11/26/2019

Douglas County

General Election

11/5/2019

Page 98

Official Results

Registered Voters

10629 of 22711 = 46.80%

Precincts Reporting

0 of 47 = 0.00%

113

250 of 652 registered voters = 38.34%

Fire District #2 Commissioner #3

Choice	Party	Absentee Voting		Total	
Dave Fennell		95	53.07%	95	53.07%
Bob Black		84	46.93%	84	46.93%
Cast Votes:		179	100.00%	179	100.00%
Undervotes:		71		71	
Overvotes:		0		0	
Unresolved write-in votes:		0		0	

Sewer District #1 Sewer Commissioner #2 - Short/Full Term

Choice	Party	Absentee Voting		Total	
Steve Lacy		93	45.81%	93	45.81%
Greg Peterson		110	54.19%	110	54.19%
Cast Votes:		203	100.00%	203	100.00%
Undervotes:		46		46	
Overvotes:		1		1	
Unresolved write-in votes:		0		0	

Precinct Results Report

General Election 2019

Run Time 1:10 PM

Run Date 11/26/2019

Douglas County

General Election

11/5/2019

Page 99

Official Results**Registered Voters**

10629 of 22711 = 46.80%

Precincts Reporting

0 of 47 = 0.00%

114

212 of 442 registered voters = 47.96%

Referendum Measure No. 88

Choice	Party	Absentee Voting		Total	
Approved		58	31.35%	58	31.35%
Rejected		127	68.65%	127	68.65%
	Cast Votes:	185	100.00%	185	100.00%
	Undervotes:	27		27	
	Overvotes:	0		0	
	Unresolved write-in votes:	0		0	

Initiative Measure No. 976

Choice	Party	Absentee Voting		Total	
Yes		139	66.51%	139	66.51%
No		70	33.49%	70	33.49%
	Cast Votes:	209	100.00%	209	100.00%
	Undervotes:	3		3	
	Overvotes:	0		0	
	Unresolved write-in votes:	0		0	

Advisory Vote No. 20

Choice	Party	Absentee Voting		Total	
Repealed		156	82.11%	156	82.11%
Maintained		34	17.89%	34	17.89%
	Cast Votes:	190	100.00%	190	100.00%
	Undervotes:	21		21	
	Overvotes:	1		1	
	Unresolved write-in votes:	0		0	

Advisory Vote No. 21

Choice	Party	Absentee Voting		Total	
Repealed		136	70.10%	136	70.10%
Maintained		58	29.90%	58	29.90%
	Cast Votes:	194	100.00%	194	100.00%
	Undervotes:	18		18	
	Overvotes:	0		0	
	Unresolved write-in votes:	0		0	

Precinct Results Report

General Election 2019

Run Time 1:10 PM

Run Date 11/26/2019

Douglas County

General Election

11/5/2019

Page 100

Official Results**Registered Voters**

10629 of 22711 = 46.80%

Precincts Reporting

0 of 47 = 0.00%

114

212 of 442 registered voters = 47.96%

Advisory Vote No. 22

Choice	Party	Absentee Voting		Total	
Repealed		155	80.73%	155	80.73%
Maintained		37	19.27%	37	19.27%
Cast Votes:		192	100.00%	192	100.00%
Undervotes:		20		20	
Overvotes:		0		0	
Unresolved write-in votes:		0		0	

Advisory Vote No. 23

Choice	Party	Absentee Voting		Total	
Repealed		98	50.26%	98	50.26%
Maintained		97	49.74%	97	49.74%
Cast Votes:		195	100.00%	195	100.00%
Undervotes:		16		16	
Overvotes:		1		1	
Unresolved write-in votes:		0		0	

Advisory Vote No. 24

Choice	Party	Absentee Voting		Total	
Repealed		153	79.69%	153	79.69%
Maintained		39	20.31%	39	20.31%
Cast Votes:		192	100.00%	192	100.00%
Undervotes:		20		20	
Overvotes:		0		0	
Unresolved write-in votes:		0		0	

Advisory Vote No. 25

Choice	Party	Absentee Voting		Total	
Repealed		140	72.92%	140	72.92%
Maintained		52	27.08%	52	27.08%
Cast Votes:		192	100.00%	192	100.00%
Undervotes:		20		20	
Overvotes:		0		0	
Unresolved write-in votes:		0		0	

Precinct Results Report

General Election 2019

Run Time 1:10 PM

Run Date 11/26/2019

Douglas County

General Election

11/5/2019

Page 101

Official Results**Registered Voters**

10629 of 22711 = 46.80%

Precincts Reporting

0 of 47 = 0.00%

114

212 of 442 registered voters = 47.96%

Advisory Vote No. 26

Choice	Party	Absentee Voting		Total	
Repealed		135	71.43%	135	71.43%
Maintained		54	28.57%	54	28.57%
Cast Votes:		189	100.00%	189	100.00%
Undervotes:		23		23	
Overvotes:		0		0	
Unresolved write-in votes:		0		0	

Advisory Vote No. 27

Choice	Party	Absentee Voting		Total	
Repealed		157	82.20%	157	82.20%
Maintained		34	17.80%	34	17.80%
Cast Votes:		191	100.00%	191	100.00%
Undervotes:		20		20	
Overvotes:		1		1	
Unresolved write-in votes:		0		0	

Advisory Vote No. 28

Choice	Party	Absentee Voting		Total	
Repealed		113	60.43%	113	60.43%
Maintained		74	39.57%	74	39.57%
Cast Votes:		187	100.00%	187	100.00%
Undervotes:		24		24	
Overvotes:		1		1	
Unresolved write-in votes:		0		0	

Advisory Vote No. 29

Choice	Party	Absentee Voting		Total	
Repealed		154	81.05%	154	81.05%
Maintained		36	18.95%	36	18.95%
Cast Votes:		190	100.00%	190	100.00%
Undervotes:		22		22	
Overvotes:		0		0	
Unresolved write-in votes:		0		0	

Precinct Results Report

General Election 2019

Run Time 1:10 PM

Run Date 11/26/2019

Douglas County

General Election

11/5/2019

Page 102

Official Results**Registered Voters**

10629 of 22711 = 46.80%

Precincts Reporting

0 of 47 = 0.00%

114

212 of 442 registered voters = 47.96%

Advisory Vote No. 30

Choice	Party	Absentee Voting		Total	
Repealed		141	73.82%	141	73.82%
Maintained		50	26.18%	50	26.18%
Cast Votes:		191	100.00%	191	100.00%
Undervotes:		21		21	
Overvotes:		0		0	
Unresolved write-in votes:		0		0	

Advisory Vote No. 31

Choice	Party	Absentee Voting		Total	
Repealed		106	55.50%	106	55.50%
Maintained		85	44.50%	85	44.50%
Cast Votes:		191	100.00%	191	100.00%
Undervotes:		20		20	
Overvotes:		1		1	
Unresolved write-in votes:		0		0	

Senate Joint Resolution No.8200

Choice	Party	Absentee Voting		Total	
Approved		130	64.36%	130	64.36%
Rejected		72	35.64%	72	35.64%
Cast Votes:		202	100.00%	202	100.00%
Undervotes:		9		9	
Overvotes:		1		1	
Unresolved write-in votes:		0		0	

Superior Court Judge Judge Position 1

Choice	Party	Absentee Voting		Total	
Brian C. Huber		158	100.00%	158	100.00%
Cast Votes:		158	100.00%	158	100.00%
Undervotes:		54		54	
Overvotes:		0		0	
Unresolved write-in votes:		0		0	

Precinct Results Report

General Election 2019

Run Time 1:10 PM

Run Date 11/26/2019

Douglas County

General Election

11/5/2019

Page 103

Official Results**Registered Voters**

10629 of 22711 = 46.80%

Precincts Reporting

0 of 47 = 0.00%

114

212 of 442 registered voters = 47.96%

Port Countywide Commissioner District 1

Choice	Party	Absentee Voting		Total	
Jim Huffman		163	100.00%	163	100.00%
	Cast Votes:	163	100.00%	163	100.00%
	Undervotes:	49		49	
	Overvotes:	0		0	
	Unresolved write-in votes:	0		0	

Eastmont Metro Parks and Recreation Commissioner #1 - Short/Full Term

Choice	Party	Absentee Voting		Total	
Deborah (Deb) Miller		153	100.00%	153	100.00%
	Cast Votes:	153	100.00%	153	100.00%
	Undervotes:	58		58	
	Overvotes:	0		0	
	Unresolved write-in votes:	1		1	

Eastmont Metro Parks and Recreation Commissioner #2

Choice	Party	Absentee Voting		Total	
Marc A. Marquis		150	100.00%	150	100.00%
	Cast Votes:	150	100.00%	150	100.00%
	Undervotes:	61		61	
	Overvotes:	0		0	
	Unresolved write-in votes:	1		1	

East Wenatchee Water Water Commissioner #3

Choice	Party	Absentee Voting		Total	
Jeff Johnson		102	56.98%	102	56.98%
Terry Barnes		77	43.02%	77	43.02%
	Cast Votes:	179	100.00%	179	100.00%
	Undervotes:	33		33	
	Overvotes:	0		0	
	Unresolved write-in votes:	0		0	

Precinct Results Report

General Election 2019

Run Time 1:10 PM

Run Date 11/26/2019

Douglas County

General Election

11/5/2019

Page 104

Official Results

Registered Voters

10629 of 22711 = 46.80%

Precincts Reporting

0 of 47 = 0.00%

114

212 of 442 registered voters = 47.96%

Eastmont School District 206 Director 1

Choice	Party	Absentee Voting		Total	
Cindy Wright		110	62.50%	110	62.50%
Sasha Sleiman		66	37.50%	66	37.50%
Cast Votes:		176	100.00%	176	100.00%
Undervotes:		36		36	
Overvotes:		0		0	
Unresolved write-in votes:		0		0	

Eastmont School District 206 Director 2

Choice	Party	Absentee Voting		Total	
Whitney Smith		100	58.14%	100	58.14%
Nathan Medeiros		72	41.86%	72	41.86%
Cast Votes:		172	100.00%	172	100.00%
Undervotes:		39		39	
Overvotes:		0		0	
Unresolved write-in votes:		1		1	

Eastmont School District 206 Director 5 At Large

Choice	Party	Absentee Voting		Total	
Meaghan Vibbert		91	51.12%	91	51.12%
Lyle McClune		87	48.88%	87	48.88%
Cast Votes:		178	100.00%	178	100.00%
Undervotes:		34		34	
Overvotes:		0		0	
Unresolved write-in votes:		0		0	

City of East Wenatchee Mayor

Choice	Party	Absentee Voting		Total	
Jerrilea Crawford		100	50.00%	100	50.00%
Timothy J "Tim" Detering		100	50.00%	100	50.00%
Cast Votes:		200	100.00%	200	100.00%
Undervotes:		12		12	
Overvotes:		0		0	
Unresolved write-in votes:		0		0	

Precinct Results Report

General Election 2019

Run Time 1:10 PM

Run Date 11/26/2019

Douglas County

General Election

11/5/2019

Page 105

Official Results**Registered Voters**

10629 of 22711 = 46.80%

Precincts Reporting

0 of 47 = 0.00%

114

212 of 442 registered voters = 47.96%

City of East Wenatchee Council Position 1

Choice	Party	Absentee Voting		Total	
John D. Sterk		145	100.00%	145	100.00%
	Cast Votes:	145	100.00%	145	100.00%
	Undervotes:	64		64	
	Overvotes:	0		0	
	Unresolved write-in votes:	3		3	

City of East Wenatchee Council Position 2

Choice	Party	Absentee Voting		Total	
Harry Raab		149	100.00%	149	100.00%
	Cast Votes:	149	100.00%	149	100.00%
	Undervotes:	59		59	
	Overvotes:	0		0	
	Unresolved write-in votes:	4		4	

City of East Wenatchee Council Position 5 - Short/Full Term

Choice	Party	Absentee Voting		Total	
Shayne L. Magdoff		143	100.00%	143	100.00%
	Cast Votes:	143	100.00%	143	100.00%
	Undervotes:	66		66	
	Overvotes:	0		0	
	Unresolved write-in votes:	3		3	

City of East Wenatchee Council Position 6

Choice	Party	Absentee Voting		Total	
Marl Kane		58	33.92%	58	33.92%
Christine Johnson		113	66.08%	113	66.08%
	Cast Votes:	171	100.00%	171	100.00%
	Undervotes:	40		40	
	Overvotes:	1		1	
	Unresolved write-in votes:	0		0	

Precinct Results Report

General Election 2019

Run Time 1:10 PM

Run Date 11/26/2019

Douglas County

General Election

11/5/2019

Page 106

Official Results

Registered Voters

10629 of 22711 = 46.80%

Precincts Reporting

0 of 47 = 0.00%

114

212 of 442 registered voters = 47.96%

Fire District #2 Commissioner #3

Choice	Party	Absentee Voting		Total	
Dave Fennell		90	51.72%	90	51.72%
Bob Black		84	48.28%	84	48.28%
Cast Votes:		174	100.00%	174	100.00%
Undervotes:		36		36	
Overvotes:		0		0	
Unresolved write-in votes:		2		2	

Sewer District #1 Sewer Commissioner #2 - Short/Full Term

Choice	Party	Absentee Voting		Total	
Steve Lacy		73	35.78%	73	35.78%
Greg Peterson		131	64.22%	131	64.22%
Cast Votes:		204	100.00%	204	100.00%
Undervotes:		8		8	
Overvotes:		0		0	
Unresolved write-in votes:		0		0	

Precinct Results Report

General Election 2019

Run Time 1:10 PM

Run Date 11/26/2019

Douglas County

General Election

11/5/2019

Page 107

Official Results

Registered Voters

10629 of 22711 = 46.80%

Precincts Reporting

0 of 47 = 0.00%

201

237 of 558 registered voters = 42.47%

Referendum Measure No. 88

Choice	Party	Absentee Voting		Total	
Approved		51	24.88%	51	24.88%
Rejected		154	75.12%	154	75.12%
	Cast Votes:	205	100.00%	205	100.00%
	Undervotes:	32		32	
	Overvotes:	0		0	
	Unresolved write-in votes:	0		0	

Initiative Measure No. 976

Choice	Party	Absentee Voting		Total	
Yes		161	69.40%	161	69.40%
No		71	30.60%	71	30.60%
	Cast Votes:	232	100.00%	232	100.00%
	Undervotes:	4		4	
	Overvotes:	1		1	
	Unresolved write-in votes:	0		0	

Advisory Vote No. 20

Choice	Party	Absentee Voting		Total	
Repealed		179	79.20%	179	79.20%
Maintained		47	20.80%	47	20.80%
	Cast Votes:	226	100.00%	226	100.00%
	Undervotes:	11		11	
	Overvotes:	0		0	
	Unresolved write-in votes:	0		0	

Advisory Vote No. 21

Choice	Party	Absentee Voting		Total	
Repealed		172	77.13%	172	77.13%
Maintained		51	22.87%	51	22.87%
	Cast Votes:	223	100.00%	223	100.00%
	Undervotes:	14		14	
	Overvotes:	0		0	
	Unresolved write-in votes:	0		0	

Precinct Results Report

General Election 2019

Run Time 1:10 PM

Run Date 11/26/2019

Douglas County

General Election

11/5/2019

Page 108

Official Results**Registered Voters**

10629 of 22711 = 46.80%

Precincts Reporting

0 of 47 = 0.00%

201

237 of 558 registered voters = 42.47%

Advisory Vote No. 22

Choice	Party	Absentee Voting		Total	
Repealed		181	81.17%	181	81.17%
Maintained		42	18.83%	42	18.83%
Cast Votes:		223	100.00%	223	100.00%
Undervotes:		14		14	
Overvotes:		0		0	
Unresolved write-in votes:		0		0	

Advisory Vote No. 23

Choice	Party	Absentee Voting		Total	
Repealed		110	48.25%	110	48.25%
Maintained		118	51.75%	118	51.75%
Cast Votes:		228	100.00%	228	100.00%
Undervotes:		8		8	
Overvotes:		1		1	
Unresolved write-in votes:		0		0	

Advisory Vote No. 24

Choice	Party	Absentee Voting		Total	
Repealed		181	81.90%	181	81.90%
Maintained		40	18.10%	40	18.10%
Cast Votes:		221	100.00%	221	100.00%
Undervotes:		16		16	
Overvotes:		0		0	
Unresolved write-in votes:		0		0	

Advisory Vote No. 25

Choice	Party	Absentee Voting		Total	
Repealed		160	72.40%	160	72.40%
Maintained		61	27.60%	61	27.60%
Cast Votes:		221	100.00%	221	100.00%
Undervotes:		16		16	
Overvotes:		0		0	
Unresolved write-in votes:		0		0	

Precinct Results Report

General Election 2019

Run Time 1:10 PM

Run Date 11/26/2019

Douglas County

General Election

11/5/2019

Page 109

Official Results**Registered Voters**

10629 of 22711 = 46.80%

Precincts Reporting

0 of 47 = 0.00%

201

237 of 558 registered voters = 42.47%

Advisory Vote No. 26

Choice	Party	Absentee Voting		Total	
Repealed		161	74.54%	161	74.54%
Maintained		55	25.46%	55	25.46%
Cast Votes:		216	100.00%	216	100.00%
Undervotes:		21		21	
Overvotes:		0		0	
Unresolved write-in votes:		0		0	

Advisory Vote No. 27

Choice	Party	Absentee Voting		Total	
Repealed		186	82.67%	186	82.67%
Maintained		39	17.33%	39	17.33%
Cast Votes:		225	100.00%	225	100.00%
Undervotes:		12		12	
Overvotes:		0		0	
Unresolved write-in votes:		0		0	

Advisory Vote No. 28

Choice	Party	Absentee Voting		Total	
Repealed		142	64.55%	142	64.55%
Maintained		78	35.45%	78	35.45%
Cast Votes:		220	100.00%	220	100.00%
Undervotes:		17		17	
Overvotes:		0		0	
Unresolved write-in votes:		0		0	

Advisory Vote No. 29

Choice	Party	Absentee Voting		Total	
Repealed		185	82.96%	185	82.96%
Maintained		38	17.04%	38	17.04%
Cast Votes:		223	100.00%	223	100.00%
Undervotes:		14		14	
Overvotes:		0		0	
Unresolved write-in votes:		0		0	

Precinct Results Report

General Election 2019

Run Time 1:10 PM

Run Date 11/26/2019

Douglas County

General Election

11/5/2019

Page 110

Official Results**Registered Voters**

10629 of 22711 = 46.80%

Precincts Reporting

0 of 47 = 0.00%

201

237 of 558 registered voters = 42.47%

Advisory Vote No. 30

Choice	Party	Absentee Voting		Total	
Repealed		169	75.78%	169	75.78%
Maintained		54	24.22%	54	24.22%
Cast Votes:		223	100.00%	223	100.00%
Undervotes:		14		14	
Overvotes:		0		0	
Unresolved write-in votes:		0		0	

Advisory Vote No. 31

Choice	Party	Absentee Voting		Total	
Repealed		125	56.82%	125	56.82%
Maintained		95	43.18%	95	43.18%
Cast Votes:		220	100.00%	220	100.00%
Undervotes:		17		17	
Overvotes:		0		0	
Unresolved write-in votes:		0		0	

Senate Joint Resolution No.8200

Choice	Party	Absentee Voting		Total	
Approved		103	45.18%	103	45.18%
Rejected		125	54.82%	125	54.82%
Cast Votes:		228	100.00%	228	100.00%
Undervotes:		8		8	
Overvotes:		1		1	
Unresolved write-in votes:		0		0	

Superior Court Judge Judge Position 1

Choice	Party	Absentee Voting		Total	
Brian C. Huber		164	100.00%	164	100.00%
Cast Votes:		164	100.00%	164	100.00%
Undervotes:		71		71	
Overvotes:		0		0	
Unresolved write-in votes:		2		2	

Precinct Results Report

General Election 2019

Run Time 1:10 PM

Run Date 11/26/2019

Douglas County

General Election

11/5/2019

Page 111

Official Results**Registered Voters**

10629 of 22711 = 46.80%

Precincts Reporting

0 of 47 = 0.00%

201

237 of 558 registered voters = 42.47%

Port Countywide Commissioner District 1

Choice	Party	Absentee Voting		Total	
Jim Huffman		167	100.00%	167	100.00%
	Cast Votes:	167	100.00%	167	100.00%
	Undervotes:	70		70	
	Overvotes:	0		0	
	Unresolved write-in votes:	0		0	

Eastmont Metro Parks and Recreation Commissioner #1 - Short/Full Term

Choice	Party	Absentee Voting		Total	
Deborah (Deb) Miller		163	100.00%	163	100.00%
	Cast Votes:	163	100.00%	163	100.00%
	Undervotes:	72		72	
	Overvotes:	0		0	
	Unresolved write-in votes:	2		2	

Eastmont Metro Parks and Recreation Commissioner #2

Choice	Party	Absentee Voting		Total	
Marc A. Marquis		158	100.00%	158	100.00%
	Cast Votes:	158	100.00%	158	100.00%
	Undervotes:	78		78	
	Overvotes:	0		0	
	Unresolved write-in votes:	1		1	

East Wenatchee Water Water Commissioner #3

Choice	Party	Absentee Voting		Total	
Jeff Johnson		100	54.95%	100	54.95%
Terry Barnes		82	45.05%	82	45.05%
	Cast Votes:	182	100.00%	182	100.00%
	Undervotes:	54		54	
	Overvotes:	0		0	
	Unresolved write-in votes:	0		0	

Precinct Results Report

General Election 2019

Run Time 1:10 PM

Run Date 11/26/2019

Douglas County

General Election

11/5/2019

Page 112

Official Results**Registered Voters**

10629 of 22711 = 46.80%

Precincts Reporting

0 of 47 = 0.00%

201

237 of 558 registered voters = 42.47%

Eastmont School District 206 Director 1

Choice	Party	Absentee Voting		Total	
Cindy Wright		129	70.11%	129	70.11%
Sasha Sleiman		55	29.89%	55	29.89%
Cast Votes:		184	100.00%	184	100.00%
Undervotes:		52		52	
Overvotes:		0		0	
Unresolved write-in votes:		1		1	

Eastmont School District 206 Director 2

Choice	Party	Absentee Voting		Total	
Whitney Smith		132	70.59%	132	70.59%
Nathan Medeiros		55	29.41%	55	29.41%
Cast Votes:		187	100.00%	187	100.00%
Undervotes:		50		50	
Overvotes:		0		0	
Unresolved write-in votes:		0		0	

Eastmont School District 206 Director 5 At Large

Choice	Party	Absentee Voting		Total	
Meaghan Vibbert		108	58.70%	108	58.70%
Lyle McClune		76	41.30%	76	41.30%
Cast Votes:		184	100.00%	184	100.00%
Undervotes:		53		53	
Overvotes:		0		0	
Unresolved write-in votes:		0		0	

Fire District #2 Commissioner #3

Choice	Party	Absentee Voting		Total	
Dave Fennell		92	53.80%	92	53.80%
Bob Black		79	46.20%	79	46.20%
Cast Votes:		171	100.00%	171	100.00%
Undervotes:		66		66	
Overvotes:		0		0	
Unresolved write-in votes:		0		0	

Precinct Results Report

General Election 2019

Run Time 1:10 PM

Run Date 11/26/2019

Douglas County

General Election

11/5/2019

Page 113

Official Results

Registered Voters

10629 of 22711 = 46.80%

Precincts Reporting

0 of 47 = 0.00%

201

237 of 558 registered voters = 42.47%

Sewer District #1 Sewer Commissioner #2 - Short/Full Term

Choice	Party	Absentee Voting		Total	
Steve Lacy		67	35.26%	67	35.26%
Greg Peterson		123	64.74%	123	64.74%
	Cast Votes:	190	100.00%	190	100.00%
	Undervotes:	47		47	
	Overvotes:	0		0	
	Unresolved write-in votes:	0		0	

Precinct Results Report

General Election 2019

Run Time 1:10 PM

Run Date 11/26/2019

Douglas County

General Election

11/5/2019

Page 114

Official Results**Registered Voters**

10629 of 22711 = 46.80%

Precincts Reporting

0 of 47 = 0.00%

202

111 of 270 registered voters = 41.11%

Referendum Measure No. 88

Choice	Party	Absentee Voting		Total	
Approved		28	28.87%	28	28.87%
Rejected		69	71.13%	69	71.13%
	Cast Votes:	97	100.00%	97	100.00%
	Undervotes:	14		14	
	Overvotes:	0		0	
	Unresolved write-in votes:	0		0	

Initiative Measure No. 976

Choice	Party	Absentee Voting		Total	
Yes		79	71.82%	79	71.82%
No		31	28.18%	31	28.18%
	Cast Votes:	110	100.00%	110	100.00%
	Undervotes:	1		1	
	Overvotes:	0		0	
	Unresolved write-in votes:	0		0	

Advisory Vote No. 20

Choice	Party	Absentee Voting		Total	
Repealed		86	81.13%	86	81.13%
Maintained		20	18.87%	20	18.87%
	Cast Votes:	106	100.00%	106	100.00%
	Undervotes:	5		5	
	Overvotes:	0		0	
	Unresolved write-in votes:	0		0	

Advisory Vote No. 21

Choice	Party	Absentee Voting		Total	
Repealed		77	72.64%	77	72.64%
Maintained		29	27.36%	29	27.36%
	Cast Votes:	106	100.00%	106	100.00%
	Undervotes:	5		5	
	Overvotes:	0		0	
	Unresolved write-in votes:	0		0	

Precinct Results Report

General Election 2019

Run Time 1:10 PM

Run Date 11/26/2019

Douglas County

General Election

11/5/2019

Page 115

Official Results**Registered Voters**

10629 of 22711 = 46.80%

Precincts Reporting

0 of 47 = 0.00%

202

111 of 270 registered voters = 41.11%

Advisory Vote No. 22

Choice	Party	Absentee Voting		Total	
Repealed		85	78.70%	85	78.70%
Maintained		23	21.30%	23	21.30%
Cast Votes:		108	100.00%	108	100.00%
Undervotes:		3		3	
Overvotes:		0		0	
Unresolved write-in votes:		0		0	

Advisory Vote No. 23

Choice	Party	Absentee Voting		Total	
Repealed		48	44.04%	48	44.04%
Maintained		61	55.96%	61	55.96%
Cast Votes:		109	100.00%	109	100.00%
Undervotes:		2		2	
Overvotes:		0		0	
Unresolved write-in votes:		0		0	

Advisory Vote No. 24

Choice	Party	Absentee Voting		Total	
Repealed		89	83.96%	89	83.96%
Maintained		17	16.04%	17	16.04%
Cast Votes:		106	100.00%	106	100.00%
Undervotes:		5		5	
Overvotes:		0		0	
Unresolved write-in votes:		0		0	

Advisory Vote No. 25

Choice	Party	Absentee Voting		Total	
Repealed		82	78.10%	82	78.10%
Maintained		23	21.90%	23	21.90%
Cast Votes:		105	100.00%	105	100.00%
Undervotes:		6		6	
Overvotes:		0		0	
Unresolved write-in votes:		0		0	

Precinct Results Report

General Election 2019

Run Time 1:10 PM

Run Date 11/26/2019

Douglas County

General Election

11/5/2019

Page 116

Official Results**Registered Voters**

10629 of 22711 = 46.80%

Precincts Reporting

0 of 47 = 0.00%

202

111 of 270 registered voters = 41.11%

Advisory Vote No. 26

Choice	Party	Absentee Voting		Total	
Repealed		74	71.15%	74	71.15%
Maintained		30	28.85%	30	28.85%
Cast Votes:		104	100.00%	104	100.00%
Undervotes:		7		7	
Overvotes:		0		0	
Unresolved write-in votes:		0		0	

Advisory Vote No. 27

Choice	Party	Absentee Voting		Total	
Repealed		93	86.11%	93	86.11%
Maintained		15	13.89%	15	13.89%
Cast Votes:		108	100.00%	108	100.00%
Undervotes:		3		3	
Overvotes:		0		0	
Unresolved write-in votes:		0		0	

Advisory Vote No. 28

Choice	Party	Absentee Voting		Total	
Repealed		65	60.75%	65	60.75%
Maintained		42	39.25%	42	39.25%
Cast Votes:		107	100.00%	107	100.00%
Undervotes:		4		4	
Overvotes:		0		0	
Unresolved write-in votes:		0		0	

Advisory Vote No. 29

Choice	Party	Absentee Voting		Total	
Repealed		91	85.05%	91	85.05%
Maintained		16	14.95%	16	14.95%
Cast Votes:		107	100.00%	107	100.00%
Undervotes:		4		4	
Overvotes:		0		0	
Unresolved write-in votes:		0		0	

Precinct Results Report

General Election 2019

Run Time 1:10 PM

Run Date 11/26/2019

Douglas County

General Election

11/5/2019

Page 117

Official Results**Registered Voters**

10629 of 22711 = 46.80%

Precincts Reporting

0 of 47 = 0.00%

202

111 of 270 registered voters = 41.11%

Advisory Vote No. 30

Choice	Party	Absentee Voting		Total	
Repealed		76	69.72%	76	69.72%
Maintained		33	30.28%	33	30.28%
Cast Votes:		109	100.00%	109	100.00%
Undervotes:		2		2	
Overvotes:		0		0	
Unresolved write-in votes:		0		0	

Advisory Vote No. 31

Choice	Party	Absentee Voting		Total	
Repealed		58	54.72%	58	54.72%
Maintained		48	45.28%	48	45.28%
Cast Votes:		106	100.00%	106	100.00%
Undervotes:		5		5	
Overvotes:		0		0	
Unresolved write-in votes:		0		0	

Senate Joint Resolution No.8200

Choice	Party	Absentee Voting		Total	
Approved		51	46.79%	51	46.79%
Rejected		58	53.21%	58	53.21%
Cast Votes:		109	100.00%	109	100.00%
Undervotes:		2		2	
Overvotes:		0		0	
Unresolved write-in votes:		0		0	

Superior Court Judge Judge Position 1

Choice	Party	Absentee Voting		Total	
Brian C. Huber		68	100.00%	68	100.00%
Cast Votes:		68	100.00%	68	100.00%
Undervotes:		41		41	
Overvotes:		0		0	
Unresolved write-in votes:		2		2	

Precinct Results Report

General Election 2019

Run Time 1:10 PM

Run Date 11/26/2019

Douglas County

General Election

11/5/2019

Page 118

Official Results**Registered Voters**

10629 of 22711 = 46.80%

Precincts Reporting

0 of 47 = 0.00%

202

111 of 270 registered voters = 41.11%

Port Countywide Commissioner District 1

Choice	Party	Absentee Voting		Total	
Jim Huffman		72	100.00%	72	100.00%
	Cast Votes:	72	100.00%	72	100.00%
	Undervotes:	38		38	
	Overvotes:	0		0	
	Unresolved write-in votes:	1		1	

Eastmont Metro Parks and Recreation Commissioner #1 - Short/Full Term

Choice	Party	Absentee Voting		Total	
Deborah (Deb) Miller		72	100.00%	72	100.00%
	Cast Votes:	72	100.00%	72	100.00%
	Undervotes:	39		39	
	Overvotes:	0		0	
	Unresolved write-in votes:	0		0	

Eastmont Metro Parks and Recreation Commissioner #2

Choice	Party	Absentee Voting		Total	
Marc A. Marquis		72	100.00%	72	100.00%
	Cast Votes:	72	100.00%	72	100.00%
	Undervotes:	39		39	
	Overvotes:	0		0	
	Unresolved write-in votes:	0		0	

East Wenatchee Water Water Commissioner #3

Choice	Party	Absentee Voting		Total	
Jeff Johnson		41	52.56%	41	52.56%
Terry Barnes		37	47.44%	37	47.44%
	Cast Votes:	78	100.00%	78	100.00%
	Undervotes:	33		33	
	Overvotes:	0		0	
	Unresolved write-in votes:	0		0	

Precinct Results Report

General Election 2019

Run Time 1:10 PM

Run Date 11/26/2019

Douglas County

General Election

11/5/2019

Page 119

Official Results**Registered Voters**

10629 of 22711 = 46.80%

Precincts Reporting

0 of 47 = 0.00%

202

111 of 270 registered voters = 41.11%

Eastmont School District 206 Director 1

Choice	Party	Absentee Voting		Total	
Cindy Wright		57	69.51%	57	69.51%
Sasha Sleiman		25	30.49%	25	30.49%
Cast Votes:		82	100.00%	82	100.00%
Undervotes:		29		29	
Overvotes:		0		0	
Unresolved write-in votes:		0		0	

Eastmont School District 206 Director 2

Choice	Party	Absentee Voting		Total	
Whitney Smith		61	77.22%	61	77.22%
Nathan Medeiros		18	22.78%	18	22.78%
Cast Votes:		79	100.00%	79	100.00%
Undervotes:		32		32	
Overvotes:		0		0	
Unresolved write-in votes:		0		0	

Eastmont School District 206 Director 5 At Large

Choice	Party	Absentee Voting		Total	
Meaghan Vibbert		51	60.00%	51	60.00%
Lyle McClune		34	40.00%	34	40.00%
Cast Votes:		85	100.00%	85	100.00%
Undervotes:		26		26	
Overvotes:		0		0	
Unresolved write-in votes:		0		0	

Fire District #2 Commissioner #3

Choice	Party	Absentee Voting		Total	
Dave Fennell		43	62.32%	43	62.32%
Bob Black		26	37.68%	26	37.68%
Cast Votes:		69	100.00%	69	100.00%
Undervotes:		42		42	
Overvotes:		0		0	
Unresolved write-in votes:		0		0	

Precinct Results Report

General Election 2019

Run Time 1:10 PM

Run Date 11/26/2019

Douglas County

General Election

11/5/2019

Page 120

Official Results

Registered Voters

10629 of 22711 = 46.80%

Precincts Reporting

0 of 47 = 0.00%

202

111 of 270 registered voters = 41.11%

Sewer District #1 Sewer Commissioner #2 - Short/Full Term

Choice	Party	Absentee Voting		Total	
Steve Lacy		2	33.33%	2	33.33%
Greg Peterson		4	66.67%	4	66.67%
	Cast Votes:	6	100.00%	6	100.00%
	Undervotes:	2		2	
	Overvotes:	0		0	
	Unresolved write-in votes:	0		0	

Precinct Results Report

General Election 2019

Run Time 1:10 PM

Run Date 11/26/2019

Douglas County

General Election

11/5/2019

Page 121

Official Results**Registered Voters**

10629 of 22711 = 46.80%

Precincts Reporting

0 of 47 = 0.00%

203

277 of 561 registered voters = 49.38%

Referendum Measure No. 88

Choice	Party	Absentee Voting		Total	
Approved		69	27.60%	69	27.60%
Rejected		181	72.40%	181	72.40%
	Cast Votes:	250	100.00%	250	100.00%
	Undervotes:	27		27	
	Overvotes:	0		0	
	Unresolved write-in votes:	0		0	

Initiative Measure No. 976

Choice	Party	Absentee Voting		Total	
Yes		186	67.88%	186	67.88%
No		88	32.12%	88	32.12%
	Cast Votes:	274	100.00%	274	100.00%
	Undervotes:	3		3	
	Overvotes:	0		0	
	Unresolved write-in votes:	0		0	

Advisory Vote No. 20

Choice	Party	Absentee Voting		Total	
Repealed		207	79.31%	207	79.31%
Maintained		54	20.69%	54	20.69%
	Cast Votes:	261	100.00%	261	100.00%
	Undervotes:	16		16	
	Overvotes:	0		0	
	Unresolved write-in votes:	0		0	

Advisory Vote No. 21

Choice	Party	Absentee Voting		Total	
Repealed		189	72.69%	189	72.69%
Maintained		71	27.31%	71	27.31%
	Cast Votes:	260	100.00%	260	100.00%
	Undervotes:	17		17	
	Overvotes:	0		0	
	Unresolved write-in votes:	0		0	

Precinct Results Report

General Election 2019

Run Time 1:10 PM

Run Date 11/26/2019

Douglas County

General Election

11/5/2019

Page 122

Official Results**Registered Voters**

10629 of 22711 = 46.80%

Precincts Reporting

0 of 47 = 0.00%

203

277 of 561 registered voters = 49.38%

Advisory Vote No. 22

Choice	Party	Absentee Voting		Total	
Repealed		199	76.54%	199	76.54%
Maintained		61	23.46%	61	23.46%
Cast Votes:		260	100.00%	260	100.00%
Undervotes:		17		17	
Overvotes:		0		0	
Unresolved write-in votes:		0		0	

Advisory Vote No. 23

Choice	Party	Absentee Voting		Total	
Repealed		111	42.86%	111	42.86%
Maintained		148	57.14%	148	57.14%
Cast Votes:		259	100.00%	259	100.00%
Undervotes:		17		17	
Overvotes:		1		1	
Unresolved write-in votes:		0		0	

Advisory Vote No. 24

Choice	Party	Absentee Voting		Total	
Repealed		208	81.25%	208	81.25%
Maintained		48	18.75%	48	18.75%
Cast Votes:		256	100.00%	256	100.00%
Undervotes:		21		21	
Overvotes:		0		0	
Unresolved write-in votes:		0		0	

Advisory Vote No. 25

Choice	Party	Absentee Voting		Total	
Repealed		194	75.78%	194	75.78%
Maintained		62	24.22%	62	24.22%
Cast Votes:		256	100.00%	256	100.00%
Undervotes:		21		21	
Overvotes:		0		0	
Unresolved write-in votes:		0		0	

Precinct Results Report

General Election 2019

Run Time 1:10 PM

Run Date 11/26/2019

Douglas County

General Election

11/5/2019

Page 123

Official Results**Registered Voters**

10629 of 22711 = 46.80%

Precincts Reporting

0 of 47 = 0.00%

203

277 of 561 registered voters = 49.38%

Advisory Vote No. 26

Choice	Party	Absentee Voting		Total	
Repealed		184	71.88%	184	71.88%
Maintained		72	28.13%	72	28.13%
Cast Votes:		256	100.00%	256	100.00%
Undervotes:		21		21	
Overvotes:		0		0	
Unresolved write-in votes:		0		0	

Advisory Vote No. 27

Choice	Party	Absentee Voting		Total	
Repealed		207	79.92%	207	79.92%
Maintained		52	20.08%	52	20.08%
Cast Votes:		259	100.00%	259	100.00%
Undervotes:		18		18	
Overvotes:		0		0	
Unresolved write-in votes:		0		0	

Advisory Vote No. 28

Choice	Party	Absentee Voting		Total	
Repealed		160	63.24%	160	63.24%
Maintained		93	36.76%	93	36.76%
Cast Votes:		253	100.00%	253	100.00%
Undervotes:		24		24	
Overvotes:		0		0	
Unresolved write-in votes:		0		0	

Advisory Vote No. 29

Choice	Party	Absentee Voting		Total	
Repealed		212	82.17%	212	82.17%
Maintained		46	17.83%	46	17.83%
Cast Votes:		258	100.00%	258	100.00%
Undervotes:		19		19	
Overvotes:		0		0	
Unresolved write-in votes:		0		0	

Precinct Results Report

General Election 2019

Run Time 1:10 PM

Run Date 11/26/2019

Douglas County

General Election

11/5/2019

Page 124

Official Results**Registered Voters**

10629 of 22711 = 46.80%

Precincts Reporting

0 of 47 = 0.00%

203

277 of 561 registered voters = 49.38%

Advisory Vote No. 30

Choice	Party	Absentee Voting		Total	
Repealed		196	76.26%	196	76.26%
Maintained		61	23.74%	61	23.74%
Cast Votes:		257	100.00%	257	100.00%
Undervotes:		20		20	
Overvotes:		0		0	
Unresolved write-in votes:		0		0	

Advisory Vote No. 31

Choice	Party	Absentee Voting		Total	
Repealed		154	60.87%	154	60.87%
Maintained		99	39.13%	99	39.13%
Cast Votes:		253	100.00%	253	100.00%
Undervotes:		22		22	
Overvotes:		2		2	
Unresolved write-in votes:		0		0	

Senate Joint Resolution No.8200

Choice	Party	Absentee Voting		Total	
Approved		151	56.55%	151	56.55%
Rejected		116	43.45%	116	43.45%
Cast Votes:		267	100.00%	267	100.00%
Undervotes:		10		10	
Overvotes:		0		0	
Unresolved write-in votes:		0		0	

Superior Court Judge Judge Position 1

Choice	Party	Absentee Voting		Total	
Brian C. Huber		204	100.00%	204	100.00%
Cast Votes:		204	100.00%	204	100.00%
Undervotes:		73		73	
Overvotes:		0		0	
Unresolved write-in votes:		0		0	

Precinct Results Report

General Election 2019

Run Time 1:10 PM

Run Date 11/26/2019

Douglas County

General Election

11/5/2019

Page 125

Official Results**Registered Voters**

10629 of 22711 = 46.80%

Precincts Reporting

0 of 47 = 0.00%

203

277 of 561 registered voters = 49.38%

Port Countywide Commissioner District 1

Choice	Party	Absentee Voting		Total	
Jim Huffman		206	100.00%	206	100.00%
	Cast Votes:	206	100.00%	206	100.00%
	Undervotes:	70		70	
	Overvotes:	0		0	
	Unresolved write-in votes:	1		1	

Eastmont Metro Parks and Recreation Commissioner #1 - Short/Full Term

Choice	Party	Absentee Voting		Total	
Deborah (Deb) Miller		196	100.00%	196	100.00%
	Cast Votes:	196	100.00%	196	100.00%
	Undervotes:	81		81	
	Overvotes:	0		0	
	Unresolved write-in votes:	0		0	

Eastmont Metro Parks and Recreation Commissioner #2

Choice	Party	Absentee Voting		Total	
Marc A. Marquis		191	100.00%	191	100.00%
	Cast Votes:	191	100.00%	191	100.00%
	Undervotes:	85		85	
	Overvotes:	0		0	
	Unresolved write-in votes:	1		1	

East Wenatchee Water Water Commissioner #3

Choice	Party	Absentee Voting		Total	
Jeff Johnson		109	46.98%	109	46.98%
Terry Barnes		123	53.02%	123	53.02%
	Cast Votes:	232	100.00%	232	100.00%
	Undervotes:	45		45	
	Overvotes:	0		0	
	Unresolved write-in votes:	0		0	

Precinct Results Report

General Election 2019

Run Time 1:10 PM

Run Date 11/26/2019

Douglas County

General Election

11/5/2019

Page 126

Official Results**Registered Voters**

10629 of 22711 = 46.80%

Precincts Reporting

0 of 47 = 0.00%

203

277 of 561 registered voters = 49.38%

Eastmont School District 206 Director 1

Choice	Party	Absentee Voting		Total	
Cindy Wright		155	68.89%	155	68.89%
Sasha Sleiman		70	31.11%	70	31.11%
Cast Votes:		225	100.00%	225	100.00%
Undervotes:		52		52	
Overvotes:		0		0	
Unresolved write-in votes:		0		0	

Eastmont School District 206 Director 2

Choice	Party	Absentee Voting		Total	
Whitney Smith		157	70.09%	157	70.09%
Nathan Medeiros		67	29.91%	67	29.91%
Cast Votes:		224	100.00%	224	100.00%
Undervotes:		53		53	
Overvotes:		0		0	
Unresolved write-in votes:		0		0	

Eastmont School District 206 Director 5 At Large

Choice	Party	Absentee Voting		Total	
Meaghan Vibbert		135	56.72%	135	56.72%
Lyle McClune		103	43.28%	103	43.28%
Cast Votes:		238	100.00%	238	100.00%
Undervotes:		38		38	
Overvotes:		0		0	
Unresolved write-in votes:		1		1	

City of East Wenatchee Mayor

Choice	Party	Absentee Voting		Total	
Jerrilea Crawford		135	54.22%	135	54.22%
Timothy J "Tim" Detering		114	45.78%	114	45.78%
Cast Votes:		249	100.00%	249	100.00%
Undervotes:		28		28	
Overvotes:		0		0	
Unresolved write-in votes:		0		0	

Precinct Results Report

General Election 2019

Run Time 1:10 PM

Run Date 11/26/2019

Douglas County

General Election

11/5/2019

Page 127

Official Results

Registered Voters

10629 of 22711 = 46.80%

Precincts Reporting

0 of 47 = 0.00%

203

277 of 561 registered voters = 49.38%

City of East Wenatchee Council Position 1

Choice	Party	Absentee Voting		Total	
John D. Sterk		194	100.00%	194	100.00%
	Cast Votes:	194	100.00%	194	100.00%
	Undervotes:	82		82	
	Overvotes:	0		0	
	Unresolved write-in votes:	1		1	

City of East Wenatchee Council Position 2

Choice	Party	Absentee Voting		Total	
Harry Raab		197	100.00%	197	100.00%
	Cast Votes:	197	100.00%	197	100.00%
	Undervotes:	79		79	
	Overvotes:	0		0	
	Unresolved write-in votes:	1		1	

City of East Wenatchee Council Position 5 - Short/Full Term

Choice	Party	Absentee Voting		Total	
Shayne L. Magdoff		184	100.00%	184	100.00%
	Cast Votes:	184	100.00%	184	100.00%
	Undervotes:	93		93	
	Overvotes:	0		0	
	Unresolved write-in votes:	0		0	

City of East Wenatchee Council Position 6

Choice	Party	Absentee Voting		Total	
Marl Kane		65	28.26%	65	28.26%
Christine Johnson		165	71.74%	165	71.74%
	Cast Votes:	230	100.00%	230	100.00%
	Undervotes:	47		47	
	Overvotes:	0		0	
	Unresolved write-in votes:	0		0	

Precinct Results Report

General Election 2019

Run Time 1:10 PM

Run Date 11/26/2019

Douglas County

General Election

11/5/2019

Page 128

Official Results

Registered Voters

10629 of 22711 = 46.80%

Precincts Reporting

0 of 47 = 0.00%

203

277 of 561 registered voters = 49.38%

Fire District #2 Commissioner #3

Choice	Party	Absentee Voting		Total	
Dave Fennell		137	62.27%	137	62.27%
Bob Black		83	37.73%	83	37.73%
	Cast Votes:	220	100.00%	220	100.00%
	Undervotes:	57		57	
	Overvotes:	0		0	
	Unresolved write-in votes:	0		0	

Sewer District #1 Sewer Commissioner #2 - Short/Full Term

Choice	Party	Absentee Voting		Total	
Steve Lacy		95	38.62%	95	38.62%
Greg Peterson		151	61.38%	151	61.38%
	Cast Votes:	246	100.00%	246	100.00%
	Undervotes:	30		30	
	Overvotes:	1		1	
	Unresolved write-in votes:	0		0	

Precinct Results Report

General Election 2019

Run Time 1:10 PM

Run Date 11/26/2019

Douglas County

General Election

11/5/2019

Page 129

Official Results**Registered Voters**

10629 of 22711 = 46.80%

Precincts Reporting

0 of 47 = 0.00%

204

353 of 766 registered voters = 46.08%

Referendum Measure No. 88

Choice	Party	Absentee Voting		Total	
Approved		87	27.88%	87	27.88%
Rejected		225	72.12%	225	72.12%
	Cast Votes:	312	100.00%	312	100.00%
	Undervotes:	41		41	
	Overvotes:	0		0	
	Unresolved write-in votes:	0		0	

Initiative Measure No. 976

Choice	Party	Absentee Voting		Total	
Yes		262	74.86%	262	74.86%
No		88	25.14%	88	25.14%
	Cast Votes:	350	100.00%	350	100.00%
	Undervotes:	3		3	
	Overvotes:	0		0	
	Unresolved write-in votes:	0		0	

Advisory Vote No. 20

Choice	Party	Absentee Voting		Total	
Repealed		282	83.68%	282	83.68%
Maintained		55	16.32%	55	16.32%
	Cast Votes:	337	100.00%	337	100.00%
	Undervotes:	16		16	
	Overvotes:	0		0	
	Unresolved write-in votes:	0		0	

Advisory Vote No. 21

Choice	Party	Absentee Voting		Total	
Repealed		259	76.40%	259	76.40%
Maintained		80	23.60%	80	23.60%
	Cast Votes:	339	100.00%	339	100.00%
	Undervotes:	14		14	
	Overvotes:	0		0	
	Unresolved write-in votes:	0		0	

Precinct Results Report

General Election 2019

Run Time 1:10 PM

Run Date 11/26/2019

Douglas County

General Election

11/5/2019

Page 130

Official Results**Registered Voters**

10629 of 22711 = 46.80%

Precincts Reporting

0 of 47 = 0.00%

204

353 of 766 registered voters = 46.08%

Advisory Vote No. 22

Choice	Party	Absentee Voting		Total	
Repealed		269	78.89%	269	78.89%
Maintained		72	21.11%	72	21.11%
Cast Votes:		341	100.00%	341	100.00%
Undervotes:		12		12	
Overvotes:		0		0	
Unresolved write-in votes:		0		0	

Advisory Vote No. 23

Choice	Party	Absentee Voting		Total	
Repealed		155	45.59%	155	45.59%
Maintained		185	54.41%	185	54.41%
Cast Votes:		340	100.00%	340	100.00%
Undervotes:		13		13	
Overvotes:		0		0	
Unresolved write-in votes:		0		0	

Advisory Vote No. 24

Choice	Party	Absentee Voting		Total	
Repealed		294	88.82%	294	88.82%
Maintained		37	11.18%	37	11.18%
Cast Votes:		331	100.00%	331	100.00%
Undervotes:		22		22	
Overvotes:		0		0	
Unresolved write-in votes:		0		0	

Advisory Vote No. 25

Choice	Party	Absentee Voting		Total	
Repealed		277	83.69%	277	83.69%
Maintained		54	16.31%	54	16.31%
Cast Votes:		331	100.00%	331	100.00%
Undervotes:		22		22	
Overvotes:		0		0	
Unresolved write-in votes:		0		0	

Precinct Results Report

General Election 2019

Run Time 1:10 PM

Run Date 11/26/2019

Douglas County

General Election

11/5/2019

Page 131

Official Results**Registered Voters**

10629 of 22711 = 46.80%

Precincts Reporting

0 of 47 = 0.00%

204

353 of 766 registered voters = 46.08%

Advisory Vote No. 26

Choice	Party	Absentee Voting		Total	
Repealed		273	82.48%	273	82.48%
Maintained		58	17.52%	58	17.52%
Cast Votes:		331	100.00%	331	100.00%
Undervotes:		22		22	
Overvotes:		0		0	
Unresolved write-in votes:		0		0	

Advisory Vote No. 27

Choice	Party	Absentee Voting		Total	
Repealed		287	85.42%	287	85.42%
Maintained		49	14.58%	49	14.58%
Cast Votes:		336	100.00%	336	100.00%
Undervotes:		17		17	
Overvotes:		0		0	
Unresolved write-in votes:		0		0	

Advisory Vote No. 28

Choice	Party	Absentee Voting		Total	
Repealed		215	65.15%	215	65.15%
Maintained		115	34.85%	115	34.85%
Cast Votes:		330	100.00%	330	100.00%
Undervotes:		23		23	
Overvotes:		0		0	
Unresolved write-in votes:		0		0	

Advisory Vote No. 29

Choice	Party	Absentee Voting		Total	
Repealed		304	89.68%	304	89.68%
Maintained		35	10.32%	35	10.32%
Cast Votes:		339	100.00%	339	100.00%
Undervotes:		14		14	
Overvotes:		0		0	
Unresolved write-in votes:		0		0	

Precinct Results Report

General Election 2019

Run Time 1:10 PM

Run Date 11/26/2019

Douglas County

General Election

11/5/2019

Page 132

Official Results**Registered Voters**

10629 of 22711 = 46.80%

Precincts Reporting

0 of 47 = 0.00%

204

353 of 766 registered voters = 46.08%

Advisory Vote No. 30

Choice	Party	Absentee Voting		Total	
Repealed		275	82.09%	275	82.09%
Maintained		60	17.91%	60	17.91%
Cast Votes:		335	100.00%	335	100.00%
Undervotes:		18		18	
Overvotes:		0		0	
Unresolved write-in votes:		0		0	

Advisory Vote No. 31

Choice	Party	Absentee Voting		Total	
Repealed		216	64.48%	216	64.48%
Maintained		119	35.52%	119	35.52%
Cast Votes:		335	100.00%	335	100.00%
Undervotes:		18		18	
Overvotes:		0		0	
Unresolved write-in votes:		0		0	

Senate Joint Resolution No.8200

Choice	Party	Absentee Voting		Total	
Approved		165	49.11%	165	49.11%
Rejected		171	50.89%	171	50.89%
Cast Votes:		336	100.00%	336	100.00%
Undervotes:		15		15	
Overvotes:		2		2	
Unresolved write-in votes:		0		0	

Superior Court Judge Judge Position 1

Choice	Party	Absentee Voting		Total	
Brian C. Huber		221	100.00%	221	100.00%
Cast Votes:		221	100.00%	221	100.00%
Undervotes:		130		130	
Overvotes:		0		0	
Unresolved write-in votes:		2		2	

Precinct Results Report

General Election 2019

Run Time 1:10 PM

Run Date 11/26/2019

Douglas County

General Election

11/5/2019

Page 133

Official Results**Registered Voters**

10629 of 22711 = 46.80%

Precincts Reporting

0 of 47 = 0.00%

204

353 of 766 registered voters = 46.08%

Port Countywide Commissioner District 1

Choice	Party	Absentee Voting		Total	
Jim Huffman		217	100.00%	217	100.00%
	Cast Votes:	217	100.00%	217	100.00%
	Undervotes:	132		132	
	Overvotes:	0		0	
	Unresolved write-in votes:	4		4	

Eastmont Metro Parks and Recreation Commissioner #1 - Short/Full Term

Choice	Party	Absentee Voting		Total	
Deborah (Deb) Miller		218	100.00%	218	100.00%
	Cast Votes:	218	100.00%	218	100.00%
	Undervotes:	132		132	
	Overvotes:	0		0	
	Unresolved write-in votes:	3		3	

Eastmont Metro Parks and Recreation Commissioner #2

Choice	Party	Absentee Voting		Total	
Marc A. Marquis		211	100.00%	211	100.00%
	Cast Votes:	211	100.00%	211	100.00%
	Undervotes:	140		140	
	Overvotes:	0		0	
	Unresolved write-in votes:	2		2	

East Wenatchee Water Water Commissioner #3

Choice	Party	Absentee Voting		Total	
Jeff Johnson		117	52.00%	117	52.00%
Terry Barnes		108	48.00%	108	48.00%
	Cast Votes:	225	100.00%	225	100.00%
	Undervotes:	108		108	
	Overvotes:	0		0	
	Unresolved write-in votes:	1		1	

Precinct Results Report

General Election 2019

Run Time 1:10 PM

Run Date 11/26/2019

Douglas County

General Election

11/5/2019

Page 134

Official Results**Registered Voters**

10629 of 22711 = 46.80%

Precincts Reporting

0 of 47 = 0.00%

204

353 of 766 registered voters = 46.08%

Eastmont School District 206 Director 1

Choice	Party	Absentee Voting		Total	
Cindy Wright		158	64.75%	158	64.75%
Sasha Sleiman		86	35.25%	86	35.25%
Cast Votes:		244	100.00%	244	100.00%
Undervotes:		108		108	
Overvotes:		0		0	
Unresolved write-in votes:		1		1	

Eastmont School District 206 Director 2

Choice	Party	Absentee Voting		Total	
Whitney Smith		168	71.19%	168	71.19%
Nathan Medeiros		68	28.81%	68	28.81%
Cast Votes:		236	100.00%	236	100.00%
Undervotes:		117		117	
Overvotes:		0		0	
Unresolved write-in votes:		0		0	

Eastmont School District 206 Director 5 At Large

Choice	Party	Absentee Voting		Total	
Meaghan Vibbert		135	52.94%	135	52.94%
Lyle McClune		120	47.06%	120	47.06%
Cast Votes:		255	100.00%	255	100.00%
Undervotes:		97		97	
Overvotes:		0		0	
Unresolved write-in votes:		1		1	

Fire District #2 Commissioner #3

Choice	Party	Absentee Voting		Total	
Dave Fennell		119	53.60%	119	53.60%
Bob Black		103	46.40%	103	46.40%
Cast Votes:		222	100.00%	222	100.00%
Undervotes:		131		131	
Overvotes:		0		0	
Unresolved write-in votes:		0		0	

Precinct Results Report

General Election 2019

Run Time 1:10 PM

Run Date 11/26/2019

Douglas County

General Election

11/5/2019

Page 135

Official Results**Registered Voters**

10629 of 22711 = 46.80%

Precincts Reporting

0 of 47 = 0.00%

205

516 of 789 registered voters = 65.40%

Referendum Measure No. 88

Choice	Party	Absentee Voting		Total	
Approved		123	27.64%	123	27.64%
Rejected		322	72.36%	322	72.36%
	Cast Votes:	445	100.00%	445	100.00%
	Undervotes:	71		71	
	Overvotes:	0		0	
	Unresolved write-in votes:	0		0	

Initiative Measure No. 976

Choice	Party	Absentee Voting		Total	
Yes		359	72.67%	359	72.67%
No		135	27.33%	135	27.33%
	Cast Votes:	494	100.00%	494	100.00%
	Undervotes:	19		19	
	Overvotes:	3		3	
	Unresolved write-in votes:	0		0	

Advisory Vote No. 20

Choice	Party	Absentee Voting		Total	
Repealed		398	83.44%	398	83.44%
Maintained		79	16.56%	79	16.56%
	Cast Votes:	477	100.00%	477	100.00%
	Undervotes:	38		38	
	Overvotes:	1		1	
	Unresolved write-in votes:	0		0	

Advisory Vote No. 21

Choice	Party	Absentee Voting		Total	
Repealed		384	80.00%	384	80.00%
Maintained		96	20.00%	96	20.00%
	Cast Votes:	480	100.00%	480	100.00%
	Undervotes:	35		35	
	Overvotes:	1		1	
	Unresolved write-in votes:	0		0	

Precinct Results Report

General Election 2019

Run Time 1:10 PM

Run Date 11/26/2019

Douglas County

General Election

11/5/2019

Page 136

Official Results**Registered Voters**

10629 of 22711 = 46.80%

Precincts Reporting

0 of 47 = 0.00%

205

516 of 789 registered voters = 65.40%

Advisory Vote No. 22

Choice	Party	Absentee Voting		Total	
Repealed		415	86.82%	415	86.82%
Maintained		63	13.18%	63	13.18%
Cast Votes:		478	100.00%	478	100.00%
Undervotes:		38		38	
Overvotes:		0		0	
Unresolved write-in votes:		0		0	

Advisory Vote No. 23

Choice	Party	Absentee Voting		Total	
Repealed		262	54.36%	262	54.36%
Maintained		220	45.64%	220	45.64%
Cast Votes:		482	100.00%	482	100.00%
Undervotes:		34		34	
Overvotes:		0		0	
Unresolved write-in votes:		0		0	

Advisory Vote No. 24

Choice	Party	Absentee Voting		Total	
Repealed		413	87.13%	413	87.13%
Maintained		61	12.87%	61	12.87%
Cast Votes:		474	100.00%	474	100.00%
Undervotes:		42		42	
Overvotes:		0		0	
Unresolved write-in votes:		0		0	

Advisory Vote No. 25

Choice	Party	Absentee Voting		Total	
Repealed		385	81.22%	385	81.22%
Maintained		89	18.78%	89	18.78%
Cast Votes:		474	100.00%	474	100.00%
Undervotes:		41		41	
Overvotes:		1		1	
Unresolved write-in votes:		0		0	

Precinct Results Report

General Election 2019

Run Time 1:10 PM

Run Date 11/26/2019

Douglas County

General Election

11/5/2019

Page 137

Official Results**Registered Voters**

10629 of 22711 = 46.80%

Precincts Reporting

0 of 47 = 0.00%

205

516 of 789 registered voters = 65.40%

Advisory Vote No. 26

Choice	Party	Absentee Voting		Total	
Repealed		376	81.03%	376	81.03%
Maintained		88	18.97%	88	18.97%
Cast Votes:		464	100.00%	464	100.00%
Undervotes:		51		51	
Overvotes:		1		1	
Unresolved write-in votes:		0		0	

Advisory Vote No. 27

Choice	Party	Absentee Voting		Total	
Repealed		415	87.37%	415	87.37%
Maintained		60	12.63%	60	12.63%
Cast Votes:		475	100.00%	475	100.00%
Undervotes:		40		40	
Overvotes:		1		1	
Unresolved write-in votes:		0		0	

Advisory Vote No. 28

Choice	Party	Absentee Voting		Total	
Repealed		324	69.23%	324	69.23%
Maintained		144	30.77%	144	30.77%
Cast Votes:		468	100.00%	468	100.00%
Undervotes:		47		47	
Overvotes:		1		1	
Unresolved write-in votes:		0		0	

Advisory Vote No. 29

Choice	Party	Absentee Voting		Total	
Repealed		419	88.03%	419	88.03%
Maintained		57	11.97%	57	11.97%
Cast Votes:		476	100.00%	476	100.00%
Undervotes:		40		40	
Overvotes:		0		0	
Unresolved write-in votes:		0		0	

Precinct Results Report

General Election 2019

Run Time 1:10 PM

Run Date 11/26/2019

Douglas County

General Election

11/5/2019

Page 138

Official Results**Registered Voters**

10629 of 22711 = 46.80%

Precincts Reporting

0 of 47 = 0.00%

205

516 of 789 registered voters = 65.40%

Advisory Vote No. 30

Choice	Party	Absentee Voting		Total	
Repealed		375	78.95%	375	78.95%
Maintained		100	21.05%	100	21.05%
Cast Votes:		475	100.00%	475	100.00%
Undervotes:		41		41	
Overvotes:		0		0	
Unresolved write-in votes:		0		0	

Advisory Vote No. 31

Choice	Party	Absentee Voting		Total	
Repealed		305	64.76%	305	64.76%
Maintained		166	35.24%	166	35.24%
Cast Votes:		471	100.00%	471	100.00%
Undervotes:		45		45	
Overvotes:		0		0	
Unresolved write-in votes:		0		0	

Senate Joint Resolution No.8200

Choice	Party	Absentee Voting		Total	
Approved		217	46.07%	217	46.07%
Rejected		254	53.93%	254	53.93%
Cast Votes:		471	100.00%	471	100.00%
Undervotes:		45		45	
Overvotes:		0		0	
Unresolved write-in votes:		0		0	

Superior Court Judge Judge Position 1

Choice	Party	Absentee Voting		Total	
Brian C. Huber		354	100.00%	354	100.00%
Cast Votes:		354	100.00%	354	100.00%
Undervotes:		153		153	
Overvotes:		0		0	
Unresolved write-in votes:		9		9	

Precinct Results Report

General Election 2019

Run Time 1:10 PM

Run Date 11/26/2019

Douglas County

General Election

11/5/2019

Page 139

Official Results**Registered Voters**

10629 of 22711 = 46.80%

Precincts Reporting

0 of 47 = 0.00%

205

516 of 789 registered voters = 65.40%

Port Countywide Commissioner District 1

Choice	Party	Absentee Voting		Total	
Jim Huffman		364	100.00%	364	100.00%
	Cast Votes:	364	100.00%	364	100.00%
	Undervotes:	151		151	
	Overvotes:	0		0	
	Unresolved write-in votes:	1		1	

Hospital District #2 Commissioner #1 - 4 Year Unexpired Term

Choice	Party	Absentee Voting		Total	
Tyler Greenwood		402	100.00%	402	100.00%
	Cast Votes:	402	100.00%	402	100.00%
	Undervotes:	110		110	
	Overvotes:	0		0	
	Unresolved write-in votes:	4		4	

Hospital District #2 Commissioner #3

Choice	Party	Absentee Voting		Total	
Katie Shafer		387	100.00%	387	100.00%
	Cast Votes:	387	100.00%	387	100.00%
	Undervotes:	124		124	
	Overvotes:	0		0	
	Unresolved write-in votes:	5		5	

Douglas County Hospital District #2 - Proposition 1

Choice	Party	Absentee Voting		Total	
Yes		369	73.95%	369	73.95%
No		130	26.05%	130	26.05%
	Cast Votes:	499	100.00%	499	100.00%
	Undervotes:	17		17	
	Overvotes:	0		0	
	Unresolved write-in votes:	0		0	

Precinct Results Report

General Election 2019

Run Time 1:10 PM

Run Date 11/26/2019

Douglas County

General Election

11/5/2019

Page 140

Official Results**Registered Voters**

10629 of 22711 = 46.80%

Precincts Reporting

0 of 47 = 0.00%

205

516 of 789 registered voters = 65.40%

Waterville School District 209 Director 2

Choice	Party	Absentee Voting		Total	
Stephanie Stibal		374	100.00%	374	100.00%
	Cast Votes:	374	100.00%	374	100.00%
	Undervotes:	137		137	
	Overvotes:	0		0	
	Unresolved write-in votes:	5		5	

Waterville School District 209 Director 3 - 2 Year Unexpired Term

Choice	Party	Absentee Voting		Total	
Misty Viebrock		394	100.00%	394	100.00%
	Cast Votes:	394	100.00%	394	100.00%
	Undervotes:	114		114	
	Overvotes:	0		0	
	Unresolved write-in votes:	8		8	

Waterville School District 209 Director 5 At Large

Choice	Party	Absentee Voting		Total	
Zach Gormley		396	100.00%	396	100.00%
	Cast Votes:	396	100.00%	396	100.00%
	Undervotes:	115		115	
	Overvotes:	0		0	
	Unresolved write-in votes:	5		5	

Town of Waterville Mayor

Choice	Party	Absentee Voting		Total	
Jill Daling Thompson		265	55.67%	265	55.67%
Loyd C. Smith		211	44.33%	211	44.33%
	Cast Votes:	476	100.00%	476	100.00%
	Undervotes:	20		20	
	Overvotes:	2		2	
	Unresolved write-in votes:	18		18	

Precinct Results Report

General Election 2019

Run Time 1:10 PM

Run Date 11/26/2019

Douglas County

General Election

11/5/2019

Page 141

Official Results**Registered Voters**

10629 of 22711 = 46.80%

Precincts Reporting

0 of 47 = 0.00%

205

516 of 789 registered voters = 65.40%

Town of Waterville Council Position 1 - 2 Year Unexpired Term

Choice	Party	Absentee Voting		Total	
Michael J. Davies		353	100.00%	353	100.00%
	Cast Votes:	353	100.00%	353	100.00%
	Undervotes:	153		153	
	Overvotes:	0		0	
	Unresolved write-in votes:	10		10	

Town of Waterville Council Position 3

Choice	Party	Absentee Voting		Total	
Cody Preugschat		273	58.09%	273	58.09%
Joanne Fragner		197	41.91%	197	41.91%
	Cast Votes:	470	100.00%	470	100.00%
	Undervotes:	41		41	
	Overvotes:	1		1	
	Unresolved write-in votes:	4		4	

Town of Waterville Council Position 4

Choice	Party	Absentee Voting		Total	
Jammie Peterson		306	100.00%	306	100.00%
	Cast Votes:	306	100.00%	306	100.00%
	Undervotes:	162		162	
	Overvotes:	1		1	
	Unresolved write-in votes:	47		47	

Town of Waterville Council Position 5

Choice	Party	Absentee Voting		Total	
Joyce Huber		355	100.00%	355	100.00%
	Cast Votes:	355	100.00%	355	100.00%
	Undervotes:	156		156	
	Overvotes:	0		0	
	Unresolved write-in votes:	5		5	

Precinct Results Report

General Election 2019

Run Time 1:10 PM

Run Date 11/26/2019

Douglas County

General Election

11/5/2019

Page 142

Official Results

Registered Voters

10629 of 22711 = 46.80%

Precincts Reporting

0 of 47 = 0.00%

205

516 of 789 registered voters = 65.40%

Douglas County Cemetery District #2 - Proposition 1

Choice	Party	Absentee Voting		Total	
Yes		331	65.81%	331	65.81%
No		172	34.19%	172	34.19%
	Cast Votes:	503	100.00%	503	100.00%
	Undervotes:	13		13	
	Overvotes:	0		0	
	Unresolved write-in votes:	0		0	

Precinct Results Report

General Election 2019

Run Time 1:10 PM

Run Date 11/26/2019

Douglas County

General Election

11/5/2019

Page 143

Official Results**Registered Voters**

10629 of 22711 = 46.80%

Precincts Reporting

0 of 47 = 0.00%

206

252 of 586 registered voters = 43.00%

Referendum Measure No. 88

Choice	Party	Absentee Voting		Total	
Approved		60	27.03%	60	27.03%
Rejected		162	72.97%	162	72.97%
Cast Votes:		222	100.00%	222	100.00%
Undervotes:		30		30	
Overvotes:		0		0	
Unresolved write-in votes:		0		0	

Initiative Measure No. 976

Choice	Party	Absentee Voting		Total	
Yes		157	62.80%	157	62.80%
No		93	37.20%	93	37.20%
Cast Votes:		250	100.00%	250	100.00%
Undervotes:		2		2	
Overvotes:		0		0	
Unresolved write-in votes:		0		0	

Advisory Vote No. 20

Choice	Party	Absentee Voting		Total	
Repealed		189	77.78%	189	77.78%
Maintained		54	22.22%	54	22.22%
Cast Votes:		243	100.00%	243	100.00%
Undervotes:		8		8	
Overvotes:		1		1	
Unresolved write-in votes:		0		0	

Advisory Vote No. 21

Choice	Party	Absentee Voting		Total	
Repealed		162	67.22%	162	67.22%
Maintained		79	32.78%	79	32.78%
Cast Votes:		241	100.00%	241	100.00%
Undervotes:		11		11	
Overvotes:		0		0	
Unresolved write-in votes:		0		0	

Precinct Results Report

General Election 2019

Run Time 1:10 PM

Run Date 11/26/2019

Douglas County

General Election

11/5/2019

Page 144

Official Results**Registered Voters**

10629 of 22711 = 46.80%

Precincts Reporting

0 of 47 = 0.00%

206

252 of 586 registered voters = 43.00%

Advisory Vote No. 22

Choice	Party	Absentee Voting		Total	
Repealed		188	77.69%	188	77.69%
Maintained		54	22.31%	54	22.31%
Cast Votes:		242	100.00%	242	100.00%
Undervotes:		10		10	
Overvotes:		0		0	
Unresolved write-in votes:		0		0	

Advisory Vote No. 23

Choice	Party	Absentee Voting		Total	
Repealed		94	38.06%	94	38.06%
Maintained		153	61.94%	153	61.94%
Cast Votes:		247	100.00%	247	100.00%
Undervotes:		5		5	
Overvotes:		0		0	
Unresolved write-in votes:		0		0	

Advisory Vote No. 24

Choice	Party	Absentee Voting		Total	
Repealed		192	79.01%	192	79.01%
Maintained		51	20.99%	51	20.99%
Cast Votes:		243	100.00%	243	100.00%
Undervotes:		9		9	
Overvotes:		0		0	
Unresolved write-in votes:		0		0	

Advisory Vote No. 25

Choice	Party	Absentee Voting		Total	
Repealed		174	71.90%	174	71.90%
Maintained		68	28.10%	68	28.10%
Cast Votes:		242	100.00%	242	100.00%
Undervotes:		10		10	
Overvotes:		0		0	
Unresolved write-in votes:		0		0	

Precinct Results Report

General Election 2019

Run Time 1:10 PM

Run Date 11/26/2019

Douglas County

General Election

11/5/2019

Page 145

Official Results**Registered Voters**

10629 of 22711 = 46.80%

Precincts Reporting

0 of 47 = 0.00%

206

252 of 586 registered voters = 43.00%

Advisory Vote No. 26

Choice	Party	Absentee Voting		Total	
Repealed		165	68.18%	165	68.18%
Maintained		77	31.82%	77	31.82%
Cast Votes:		242	100.00%	242	100.00%
Undervotes:		10		10	
Overvotes:		0		0	
Unresolved write-in votes:		0		0	

Advisory Vote No. 27

Choice	Party	Absentee Voting		Total	
Repealed		196	80.66%	196	80.66%
Maintained		47	19.34%	47	19.34%
Cast Votes:		243	100.00%	243	100.00%
Undervotes:		9		9	
Overvotes:		0		0	
Unresolved write-in votes:		0		0	

Advisory Vote No. 28

Choice	Party	Absentee Voting		Total	
Repealed		142	58.44%	142	58.44%
Maintained		101	41.56%	101	41.56%
Cast Votes:		243	100.00%	243	100.00%
Undervotes:		9		9	
Overvotes:		0		0	
Unresolved write-in votes:		0		0	

Advisory Vote No. 29

Choice	Party	Absentee Voting		Total	
Repealed		200	82.64%	200	82.64%
Maintained		42	17.36%	42	17.36%
Cast Votes:		242	100.00%	242	100.00%
Undervotes:		10		10	
Overvotes:		0		0	
Unresolved write-in votes:		0		0	

Precinct Results Report

General Election 2019

Run Time 1:10 PM

Run Date 11/26/2019

Douglas County

General Election

11/5/2019

Page 146

Official Results**Registered Voters**

10629 of 22711 = 46.80%

Precincts Reporting

0 of 47 = 0.00%

206

252 of 586 registered voters = 43.00%

Advisory Vote No. 30

Choice	Party	Absentee Voting		Total	
Repealed		174	73.11%	174	73.11%
Maintained		64	26.89%	64	26.89%
Cast Votes:		238	100.00%	238	100.00%
Undervotes:		14		14	
Overvotes:		0		0	
Unresolved write-in votes:		0		0	

Advisory Vote No. 31

Choice	Party	Absentee Voting		Total	
Repealed		138	57.74%	138	57.74%
Maintained		101	42.26%	101	42.26%
Cast Votes:		239	100.00%	239	100.00%
Undervotes:		13		13	
Overvotes:		0		0	
Unresolved write-in votes:		0		0	

Senate Joint Resolution No.8200

Choice	Party	Absentee Voting		Total	
Approved		130	52.85%	130	52.85%
Rejected		116	47.15%	116	47.15%
Cast Votes:		246	100.00%	246	100.00%
Undervotes:		6		6	
Overvotes:		0		0	
Unresolved write-in votes:		0		0	

Superior Court Judge Judge Position 1

Choice	Party	Absentee Voting		Total	
Brian C. Huber		151	100.00%	151	100.00%
Cast Votes:		151	100.00%	151	100.00%
Undervotes:		96		96	
Overvotes:		0		0	
Unresolved write-in votes:		5		5	

Precinct Results Report

General Election 2019

Run Time 1:10 PM

Run Date 11/26/2019

Douglas County

General Election

11/5/2019

Page 147

Official Results**Registered Voters**

10629 of 22711 = 46.80%

Precincts Reporting

0 of 47 = 0.00%

206

252 of 586 registered voters = 43.00%

Port Countywide Commissioner District 1

Choice	Party	Absentee Voting		Total	
Jim Huffman		158	100.00%	158	100.00%
	Cast Votes:	158	100.00%	158	100.00%
	Undervotes:	90		90	
	Overvotes:	0		0	
	Unresolved write-in votes:	4		4	

Eastmont Metro Parks and Recreation Commissioner #1 - Short/Full Term

Choice	Party	Absentee Voting		Total	
Deborah (Deb) Miller		154	100.00%	154	100.00%
	Cast Votes:	154	100.00%	154	100.00%
	Undervotes:	94		94	
	Overvotes:	0		0	
	Unresolved write-in votes:	4		4	

Eastmont Metro Parks and Recreation Commissioner #2

Choice	Party	Absentee Voting		Total	
Marc A. Marquis		149	100.00%	149	100.00%
	Cast Votes:	149	100.00%	149	100.00%
	Undervotes:	98		98	
	Overvotes:	0		0	
	Unresolved write-in votes:	5		5	

East Wenatchee Water Water Commissioner #3

Choice	Party	Absentee Voting		Total	
Jeff Johnson		98	51.85%	98	51.85%
Terry Barnes		91	48.15%	91	48.15%
	Cast Votes:	189	100.00%	189	100.00%
	Undervotes:	62		62	
	Overvotes:	0		0	
	Unresolved write-in votes:	1		1	

Precinct Results Report

General Election 2019

Run Time 1:10 PM

Run Date 11/26/2019

Douglas County

General Election

11/5/2019

Page 148

Official Results**Registered Voters**

10629 of 22711 = 46.80%

Precincts Reporting

0 of 47 = 0.00%

206

252 of 586 registered voters = 43.00%

Eastmont School District 206 Director 1

Choice	Party	Absentee Voting		Total	
Cindy Wright		110	58.51%	110	58.51%
Sasha Sleiman		78	41.49%	78	41.49%
Cast Votes:		188	100.00%	188	100.00%
Undervotes:		63		63	
Overvotes:		0		0	
Unresolved write-in votes:		1		1	

Eastmont School District 206 Director 2

Choice	Party	Absentee Voting		Total	
Whitney Smith		125	65.10%	125	65.10%
Nathan Medeiros		67	34.90%	67	34.90%
Cast Votes:		192	100.00%	192	100.00%
Undervotes:		59		59	
Overvotes:		0		0	
Unresolved write-in votes:		1		1	

Eastmont School District 206 Director 5 At Large

Choice	Party	Absentee Voting		Total	
Meaghan Vibbert		108	56.84%	108	56.84%
Lyle McClune		82	43.16%	82	43.16%
Cast Votes:		190	100.00%	190	100.00%
Undervotes:		61		61	
Overvotes:		0		0	
Unresolved write-in votes:		1		1	

Fire District #2 Commissioner #3

Choice	Party	Absentee Voting		Total	
Dave Fennell		78	45.09%	78	45.09%
Bob Black		95	54.91%	95	54.91%
Cast Votes:		173	100.00%	173	100.00%
Undervotes:		75		75	
Overvotes:		0		0	
Unresolved write-in votes:		4		4	

Precinct Results Report

General Election 2019

Run Time 1:10 PM

Run Date 11/26/2019

Douglas County

General Election

11/5/2019

Page 149

Official Results

Registered Voters

10629 of 22711 = 46.80%

Precincts Reporting

0 of 47 = 0.00%

206

252 of 586 registered voters = 43.00%

Sewer District #1 Sewer Commissioner #2 - Short/Full Term

Choice	Party	Absentee Voting		Total	
Steve Lacy		50	29.07%	50	29.07%
Greg Peterson		122	70.93%	122	70.93%
	Cast Votes:	172	100.00%	172	100.00%
	Undervotes:	49		49	
	Overvotes:	0		0	
	Unresolved write-in votes:	1		1	

Precinct Results Report

General Election 2019

Run Time 1:10 PM

Run Date 11/26/2019

Douglas County

General Election

11/5/2019

Page 150

Official Results**Registered Voters**

10629 of 22711 = 46.80%

Precincts Reporting

0 of 47 = 0.00%

207

417 of 914 registered voters = 45.62%

Referendum Measure No. 88

Choice	Party	Absentee Voting		Total	
Approved		107	29.72%	107	29.72%
Rejected		253	70.28%	253	70.28%
	Cast Votes:	360	100.00%	360	100.00%
	Undervotes:	55		55	
	Overvotes:	2		2	
	Unresolved write-in votes:	0		0	

Initiative Measure No. 976

Choice	Party	Absentee Voting		Total	
Yes		291	70.12%	291	70.12%
No		124	29.88%	124	29.88%
	Cast Votes:	415	100.00%	415	100.00%
	Undervotes:	2		2	
	Overvotes:	0		0	
	Unresolved write-in votes:	0		0	

Advisory Vote No. 20

Choice	Party	Absentee Voting		Total	
Repealed		324	81.20%	324	81.20%
Maintained		75	18.80%	75	18.80%
	Cast Votes:	399	100.00%	399	100.00%
	Undervotes:	18		18	
	Overvotes:	0		0	
	Unresolved write-in votes:	0		0	

Advisory Vote No. 21

Choice	Party	Absentee Voting		Total	
Repealed		305	76.44%	305	76.44%
Maintained		94	23.56%	94	23.56%
	Cast Votes:	399	100.00%	399	100.00%
	Undervotes:	18		18	
	Overvotes:	0		0	
	Unresolved write-in votes:	0		0	

Precinct Results Report

General Election 2019

Run Time 1:10 PM

Run Date 11/26/2019

Douglas County

General Election

11/5/2019

Page 151

Official Results**Registered Voters**

10629 of 22711 = 46.80%

Precincts Reporting

0 of 47 = 0.00%

207

417 of 914 registered voters = 45.62%

Advisory Vote No. 22

Choice	Party	Absentee Voting		Total	
Repealed		322	81.11%	322	81.11%
Maintained		75	18.89%	75	18.89%
Cast Votes:		397	100.00%	397	100.00%
Undervotes:		18		18	
Overvotes:		2		2	
Unresolved write-in votes:		0		0	

Advisory Vote No. 23

Choice	Party	Absentee Voting		Total	
Repealed		168	42.11%	168	42.11%
Maintained		231	57.89%	231	57.89%
Cast Votes:		399	100.00%	399	100.00%
Undervotes:		18		18	
Overvotes:		0		0	
Unresolved write-in votes:		0		0	

Advisory Vote No. 24

Choice	Party	Absentee Voting		Total	
Repealed		325	82.07%	325	82.07%
Maintained		71	17.93%	71	17.93%
Cast Votes:		396	100.00%	396	100.00%
Undervotes:		21		21	
Overvotes:		0		0	
Unresolved write-in votes:		0		0	

Advisory Vote No. 25

Choice	Party	Absentee Voting		Total	
Repealed		305	77.02%	305	77.02%
Maintained		91	22.98%	91	22.98%
Cast Votes:		396	100.00%	396	100.00%
Undervotes:		21		21	
Overvotes:		0		0	
Unresolved write-in votes:		0		0	

Precinct Results Report

General Election 2019

Run Time 1:10 PM

Run Date 11/26/2019

Douglas County

General Election

11/5/2019

Page 152

Official Results**Registered Voters**

10629 of 22711 = 46.80%

Precincts Reporting

0 of 47 = 0.00%

207

417 of 914 registered voters = 45.62%

Advisory Vote No. 26

Choice	Party	Absentee Voting		Total	
Repealed		297	75.19%	297	75.19%
Maintained		98	24.81%	98	24.81%
Cast Votes:		395	100.00%	395	100.00%
Undervotes:		22		22	
Overvotes:		0		0	
Unresolved write-in votes:		0		0	

Advisory Vote No. 27

Choice	Party	Absentee Voting		Total	
Repealed		333	83.88%	333	83.88%
Maintained		64	16.12%	64	16.12%
Cast Votes:		397	100.00%	397	100.00%
Undervotes:		20		20	
Overvotes:		0		0	
Unresolved write-in votes:		0		0	

Advisory Vote No. 28

Choice	Party	Absentee Voting		Total	
Repealed		225	58.14%	225	58.14%
Maintained		162	41.86%	162	41.86%
Cast Votes:		387	100.00%	387	100.00%
Undervotes:		30		30	
Overvotes:		0		0	
Unresolved write-in votes:		0		0	

Advisory Vote No. 29

Choice	Party	Absentee Voting		Total	
Repealed		337	84.25%	337	84.25%
Maintained		63	15.75%	63	15.75%
Cast Votes:		400	100.00%	400	100.00%
Undervotes:		17		17	
Overvotes:		0		0	
Unresolved write-in votes:		0		0	

Precinct Results Report

General Election 2019

Run Time 1:10 PM

Run Date 11/26/2019

Douglas County

General Election

11/5/2019

Page 153

Official Results**Registered Voters**

10629 of 22711 = 46.80%

Precincts Reporting

0 of 47 = 0.00%

207

417 of 914 registered voters = 45.62%

Advisory Vote No. 30

Choice	Party	Absentee Voting		Total	
Repealed		304	76.77%	304	76.77%
Maintained		92	23.23%	92	23.23%
Cast Votes:		396	100.00%	396	100.00%
Undervotes:		21		21	
Overvotes:		0		0	
Unresolved write-in votes:		0		0	

Advisory Vote No. 31

Choice	Party	Absentee Voting		Total	
Repealed		238	60.10%	238	60.10%
Maintained		158	39.90%	158	39.90%
Cast Votes:		396	100.00%	396	100.00%
Undervotes:		21		21	
Overvotes:		0		0	
Unresolved write-in votes:		0		0	

Senate Joint Resolution No.8200

Choice	Party	Absentee Voting		Total	
Approved		211	52.88%	211	52.88%
Rejected		188	47.12%	188	47.12%
Cast Votes:		399	100.00%	399	100.00%
Undervotes:		18		18	
Overvotes:		0		0	
Unresolved write-in votes:		0		0	

Superior Court Judge Judge Position 1

Choice	Party	Absentee Voting		Total	
Brian C. Huber		310	100.00%	310	100.00%
Cast Votes:		310	100.00%	310	100.00%
Undervotes:		100		100	
Overvotes:		0		0	
Unresolved write-in votes:		7		7	

Precinct Results Report

General Election 2019

Run Time 1:10 PM

Run Date 11/26/2019

Douglas County

General Election

11/5/2019

Page 154

Official Results**Registered Voters**

10629 of 22711 = 46.80%

Precincts Reporting

0 of 47 = 0.00%

207

417 of 914 registered voters = 45.62%

Port Countywide Commissioner District 1

Choice	Party	Absentee Voting		Total	
Jim Huffman		310	100.00%	310	100.00%
	Cast Votes:	310	100.00%	310	100.00%
	Undervotes:	103		103	
	Overvotes:	0		0	
	Unresolved write-in votes:	4		4	

Eastmont Metro Parks and Recreation Commissioner #1 - Short/Full Term

Choice	Party	Absentee Voting		Total	
Deborah (Deb) Miller		311	100.00%	311	100.00%
	Cast Votes:	311	100.00%	311	100.00%
	Undervotes:	105		105	
	Overvotes:	0		0	
	Unresolved write-in votes:	1		1	

Eastmont Metro Parks and Recreation Commissioner #2

Choice	Party	Absentee Voting		Total	
Marc A. Marquis		301	100.00%	301	100.00%
	Cast Votes:	301	100.00%	301	100.00%
	Undervotes:	116		116	
	Overvotes:	0		0	
	Unresolved write-in votes:	0		0	

East Wenatchee Water Water Commissioner #3

Choice	Party	Absentee Voting		Total	
Jeff Johnson		161	46.53%	161	46.53%
Terry Barnes		185	53.47%	185	53.47%
	Cast Votes:	346	100.00%	346	100.00%
	Undervotes:	65		65	
	Overvotes:	0		0	
	Unresolved write-in votes:	6		6	

Precinct Results Report

General Election 2019

Run Time 1:10 PM

Run Date 11/26/2019

Douglas County

General Election

11/5/2019

Page 155

Official Results**Registered Voters**

10629 of 22711 = 46.80%

Precincts Reporting

0 of 47 = 0.00%

207

417 of 914 registered voters = 45.62%

Eastmont School District 206 Director 1

Choice	Party	Absentee Voting		Total	
Cindy Wright		203	57.83%	203	57.83%
Sasha Sleiman		148	42.17%	148	42.17%
Cast Votes:		351	100.00%	351	100.00%
Undervotes:		63		63	
Overvotes:		0		0	
Unresolved write-in votes:		3		3	

Eastmont School District 206 Director 2

Choice	Party	Absentee Voting		Total	
Whitney Smith		248	70.66%	248	70.66%
Nathan Medeiros		103	29.34%	103	29.34%
Cast Votes:		351	100.00%	351	100.00%
Undervotes:		63		63	
Overvotes:		0		0	
Unresolved write-in votes:		3		3	

Eastmont School District 206 Director 5 At Large

Choice	Party	Absentee Voting		Total	
Meaghan Vibbert		220	62.32%	220	62.32%
Lyle McClune		133	37.68%	133	37.68%
Cast Votes:		353	100.00%	353	100.00%
Undervotes:		61		61	
Overvotes:		0		0	
Unresolved write-in votes:		3		3	

Fire District #2 Commissioner #3

Choice	Party	Absentee Voting		Total	
Dave Fennell		196	60.68%	196	60.68%
Bob Black		127	39.32%	127	39.32%
Cast Votes:		323	100.00%	323	100.00%
Undervotes:		89		89	
Overvotes:		0		0	
Unresolved write-in votes:		5		5	

Precinct Results Report

General Election 2019

Run Time 1:10 PM

Run Date 11/26/2019

Douglas County

General Election

11/5/2019

Page 156

Official Results

Registered Voters

10629 of 22711 = 46.80%

Precincts Reporting

0 of 47 = 0.00%

207

417 of 914 registered voters = 45.62%

Sewer District #1 Sewer Commissioner #2 - Short/Full Term

Choice	Party	Absentee Voting		Total	
Steve Lacy		106	33.76%	106	33.76%
Greg Peterson		208	66.24%	208	66.24%
	Cast Votes:	314	100.00%	314	100.00%
	Undervotes:	47		47	
	Overvotes:	0		0	
	Unresolved write-in votes:	3		3	

Precinct Results Report

General Election 2019

Run Time 1:10 PM

Run Date 11/26/2019

Douglas County

General Election

11/5/2019

Page 157

Official Results**Registered Voters**

10629 of 22711 = 46.80%

Precincts Reporting

0 of 47 = 0.00%

208

155 of 462 registered voters = 33.55%

Referendum Measure No. 88

Choice	Party	Absentee Voting		Total	
Approved		40	29.85%	40	29.85%
Rejected		94	70.15%	94	70.15%
	Cast Votes:	134	100.00%	134	100.00%
	Undervotes:	21		21	
	Overvotes:	0		0	
	Unresolved write-in votes:	0		0	

Initiative Measure No. 976

Choice	Party	Absentee Voting		Total	
Yes		118	77.63%	118	77.63%
No		34	22.37%	34	22.37%
	Cast Votes:	152	100.00%	152	100.00%
	Undervotes:	3		3	
	Overvotes:	0		0	
	Unresolved write-in votes:	0		0	

Advisory Vote No. 20

Choice	Party	Absentee Voting		Total	
Repealed		115	78.77%	115	78.77%
Maintained		31	21.23%	31	21.23%
	Cast Votes:	146	100.00%	146	100.00%
	Undervotes:	9		9	
	Overvotes:	0		0	
	Unresolved write-in votes:	0		0	

Advisory Vote No. 21

Choice	Party	Absentee Voting		Total	
Repealed		126	85.71%	126	85.71%
Maintained		21	14.29%	21	14.29%
	Cast Votes:	147	100.00%	147	100.00%
	Undervotes:	8		8	
	Overvotes:	0		0	
	Unresolved write-in votes:	0		0	

Precinct Results Report

General Election 2019

Run Time 1:10 PM

Run Date 11/26/2019

Douglas County

General Election

11/5/2019

Page 158

Official Results**Registered Voters**

10629 of 22711 = 46.80%

Precincts Reporting

0 of 47 = 0.00%

208

155 of 462 registered voters = 33.55%

Advisory Vote No. 22

Choice	Party	Absentee Voting		Total	
Repealed		123	83.67%	123	83.67%
Maintained		24	16.33%	24	16.33%
Cast Votes:		147	100.00%	147	100.00%
Undervotes:		8		8	
Overvotes:		0		0	
Unresolved write-in votes:		0		0	

Advisory Vote No. 23

Choice	Party	Absentee Voting		Total	
Repealed		81	55.48%	81	55.48%
Maintained		65	44.52%	65	44.52%
Cast Votes:		146	100.00%	146	100.00%
Undervotes:		9		9	
Overvotes:		0		0	
Unresolved write-in votes:		0		0	

Advisory Vote No. 24

Choice	Party	Absentee Voting		Total	
Repealed		122	82.99%	122	82.99%
Maintained		25	17.01%	25	17.01%
Cast Votes:		147	100.00%	147	100.00%
Undervotes:		8		8	
Overvotes:		0		0	
Unresolved write-in votes:		0		0	

Advisory Vote No. 25

Choice	Party	Absentee Voting		Total	
Repealed		112	76.19%	112	76.19%
Maintained		35	23.81%	35	23.81%
Cast Votes:		147	100.00%	147	100.00%
Undervotes:		8		8	
Overvotes:		0		0	
Unresolved write-in votes:		0		0	

Precinct Results Report

General Election 2019

Run Time 1:10 PM

Run Date 11/26/2019

Douglas County

General Election

11/5/2019

Page 159

Official Results**Registered Voters**

10629 of 22711 = 46.80%

Precincts Reporting

0 of 47 = 0.00%

208

155 of 462 registered voters = 33.55%

Advisory Vote No. 26

Choice	Party	Absentee Voting		Total	
Repealed		108	73.47%	108	73.47%
Maintained		39	26.53%	39	26.53%
Cast Votes:		147	100.00%	147	100.00%
Undervotes:		8		8	
Overvotes:		0		0	
Unresolved write-in votes:		0		0	

Advisory Vote No. 27

Choice	Party	Absentee Voting		Total	
Repealed		123	83.67%	123	83.67%
Maintained		24	16.33%	24	16.33%
Cast Votes:		147	100.00%	147	100.00%
Undervotes:		8		8	
Overvotes:		0		0	
Unresolved write-in votes:		0		0	

Advisory Vote No. 28

Choice	Party	Absentee Voting		Total	
Repealed		92	63.45%	92	63.45%
Maintained		53	36.55%	53	36.55%
Cast Votes:		145	100.00%	145	100.00%
Undervotes:		10		10	
Overvotes:		0		0	
Unresolved write-in votes:		0		0	

Advisory Vote No. 29

Choice	Party	Absentee Voting		Total	
Repealed		126	85.71%	126	85.71%
Maintained		21	14.29%	21	14.29%
Cast Votes:		147	100.00%	147	100.00%
Undervotes:		8		8	
Overvotes:		0		0	
Unresolved write-in votes:		0		0	

Precinct Results Report

General Election 2019

Run Time 1:10 PM

Run Date 11/26/2019

Douglas County

General Election

11/5/2019

Page 160

Official Results**Registered Voters**

10629 of 22711 = 46.80%

Precincts Reporting

0 of 47 = 0.00%

208

155 of 462 registered voters = 33.55%

Advisory Vote No. 30

Choice	Party	Absentee Voting		Total	
Repealed		114	77.55%	114	77.55%
Maintained		33	22.45%	33	22.45%
Cast Votes:		147	100.00%	147	100.00%
Undervotes:		8		8	
Overvotes:		0		0	
Unresolved write-in votes:		0		0	

Advisory Vote No. 31

Choice	Party	Absentee Voting		Total	
Repealed		89	60.96%	89	60.96%
Maintained		57	39.04%	57	39.04%
Cast Votes:		146	100.00%	146	100.00%
Undervotes:		9		9	
Overvotes:		0		0	
Unresolved write-in votes:		0		0	

Senate Joint Resolution No.8200

Choice	Party	Absentee Voting		Total	
Approved		74	50.00%	74	50.00%
Rejected		74	50.00%	74	50.00%
Cast Votes:		148	100.00%	148	100.00%
Undervotes:		6		6	
Overvotes:		1		1	
Unresolved write-in votes:		0		0	

Superior Court Judge Judge Position 1

Choice	Party	Absentee Voting		Total	
Brian C. Huber		109	100.00%	109	100.00%
Cast Votes:		109	100.00%	109	100.00%
Undervotes:		43		43	
Overvotes:		0		0	
Unresolved write-in votes:		3		3	

Precinct Results Report

General Election 2019

Run Time 1:10 PM

Run Date 11/26/2019

Douglas County

General Election

11/5/2019

Page 161

Official Results**Registered Voters**

10629 of 22711 = 46.80%

Precincts Reporting

0 of 47 = 0.00%

208

155 of 462 registered voters = 33.55%

Port Countywide Commissioner District 1

Choice	Party	Absentee Voting		Total	
Jim Huffman		104	100.00%	104	100.00%
	Cast Votes:	104	100.00%	104	100.00%
	Undervotes:	49		49	
	Overvotes:	0		0	
	Unresolved write-in votes:	2		2	

Eastmont Metro Parks and Recreation Commissioner #1 - Short/Full Term

Choice	Party	Absentee Voting		Total	
Deborah (Deb) Miller		108	100.00%	108	100.00%
	Cast Votes:	108	100.00%	108	100.00%
	Undervotes:	44		44	
	Overvotes:	0		0	
	Unresolved write-in votes:	3		3	

Eastmont Metro Parks and Recreation Commissioner #2

Choice	Party	Absentee Voting		Total	
Marc A. Marquis		103	100.00%	103	100.00%
	Cast Votes:	103	100.00%	103	100.00%
	Undervotes:	50		50	
	Overvotes:	0		0	
	Unresolved write-in votes:	2		2	

East Wenatchee Water Water Commissioner #3

Choice	Party	Absentee Voting		Total	
Jeff Johnson		50	37.31%	50	37.31%
Terry Barnes		84	62.69%	84	62.69%
	Cast Votes:	134	100.00%	134	100.00%
	Undervotes:	21		21	
	Overvotes:	0		0	
	Unresolved write-in votes:	0		0	

Precinct Results Report

General Election 2019

Run Time 1:10 PM

Run Date 11/26/2019

Douglas County

General Election

11/5/2019

Page 162

Official Results**Registered Voters**

10629 of 22711 = 46.80%

Precincts Reporting

0 of 47 = 0.00%

208

155 of 462 registered voters = 33.55%

Eastmont School District 206 Director 1

Choice	Party	Absentee Voting		Total	
Cindy Wright		86	65.15%	86	65.15%
Sasha Sleiman		46	34.85%	46	34.85%
Cast Votes:		132	100.00%	132	100.00%
Undervotes:		22		22	
Overvotes:		0		0	
Unresolved write-in votes:		1		1	

Eastmont School District 206 Director 2

Choice	Party	Absentee Voting		Total	
Whitney Smith		85	66.41%	85	66.41%
Nathan Medeiros		43	33.59%	43	33.59%
Cast Votes:		128	100.00%	128	100.00%
Undervotes:		27		27	
Overvotes:		0		0	
Unresolved write-in votes:		0		0	

Eastmont School District 206 Director 5 At Large

Choice	Party	Absentee Voting		Total	
Meaghan Vibbert		76	57.14%	76	57.14%
Lyle McClune		57	42.86%	57	42.86%
Cast Votes:		133	100.00%	133	100.00%
Undervotes:		22		22	
Overvotes:		0		0	
Unresolved write-in votes:		0		0	

City of East Wenatchee Mayor

Choice	Party	Absentee Voting		Total	
Jerrilea Crawford		70	50.00%	70	50.00%
Timothy J "Tim" Detering		70	50.00%	70	50.00%
Cast Votes:		140	100.00%	140	100.00%
Undervotes:		15		15	
Overvotes:		0		0	
Unresolved write-in votes:		0		0	

Precinct Results Report

General Election 2019

Run Time 1:10 PM

Run Date 11/26/2019

Douglas County

General Election

11/5/2019

Page 163

Official Results**Registered Voters**

10629 of 22711 = 46.80%

Precincts Reporting

0 of 47 = 0.00%

208

155 of 462 registered voters = 33.55%

City of East Wenatchee Council Position 1

Choice	Party	Absentee Voting		Total	
John D. Sterk		105	100.00%	105	100.00%
	Cast Votes:	105	100.00%	105	100.00%
	Undervotes:	48		48	
	Overvotes:	0		0	
	Unresolved write-in votes:	2		2	

City of East Wenatchee Council Position 2

Choice	Party	Absentee Voting		Total	
Harry Raab		98	100.00%	98	100.00%
	Cast Votes:	98	100.00%	98	100.00%
	Undervotes:	54		54	
	Overvotes:	0		0	
	Unresolved write-in votes:	3		3	

City of East Wenatchee Council Position 5 - Short/Full Term

Choice	Party	Absentee Voting		Total	
Shayne L. Magdoff		101	100.00%	101	100.00%
	Cast Votes:	101	100.00%	101	100.00%
	Undervotes:	53		53	
	Overvotes:	0		0	
	Unresolved write-in votes:	1		1	

City of East Wenatchee Council Position 6

Choice	Party	Absentee Voting		Total	
Marl Kane		55	41.35%	55	41.35%
Christine Johnson		78	58.65%	78	58.65%
	Cast Votes:	133	100.00%	133	100.00%
	Undervotes:	21		21	
	Overvotes:	0		0	
	Unresolved write-in votes:	1		1	

Precinct Results Report

General Election 2019

Run Time 1:10 PM

Run Date 11/26/2019

Douglas County

General Election

11/5/2019

Page 164

Official Results

Registered Voters

10629 of 22711 = 46.80%

Precincts Reporting

0 of 47 = 0.00%

208

155 of 462 registered voters = 33.55%

Fire District #2 Commissioner #3

Choice	Party	Absentee Voting		Total	
Dave Fennell		61	48.41%	61	48.41%
Bob Black		65	51.59%	65	51.59%
Cast Votes:		126	100.00%	126	100.00%
Undervotes:		28		28	
Overvotes:		0		0	
Unresolved write-in votes:		1		1	

Sewer District #1 Sewer Commissioner #2 - Short/Full Term

Choice	Party	Absentee Voting		Total	
Steve Lacy		52	36.88%	52	36.88%
Greg Peterson		89	63.12%	89	63.12%
Cast Votes:		141	100.00%	141	100.00%
Undervotes:		14		14	
Overvotes:		0		0	
Unresolved write-in votes:		0		0	

Precinct Results Report

General Election 2019

Run Time 1:10 PM

Run Date 11/26/2019

Douglas County

General Election

11/5/2019

Page 165

Official Results**Registered Voters**

10629 of 22711 = 46.80%

Precincts Reporting

0 of 47 = 0.00%

209

276 of 570 registered voters = 48.42%

Referendum Measure No. 88

Choice	Party	Absentee Voting		Total	
Approved		69	28.51%	69	28.51%
Rejected		173	71.49%	173	71.49%
	Cast Votes:	242	100.00%	242	100.00%
	Undervotes:	34		34	
	Overvotes:	0		0	
	Unresolved write-in votes:	0		0	

Initiative Measure No. 976

Choice	Party	Absentee Voting		Total	
Yes		202	74.54%	202	74.54%
No		69	25.46%	69	25.46%
	Cast Votes:	271	100.00%	271	100.00%
	Undervotes:	2		2	
	Overvotes:	3		3	
	Unresolved write-in votes:	0		0	

Advisory Vote No. 20

Choice	Party	Absentee Voting		Total	
Repealed		226	85.28%	226	85.28%
Maintained		39	14.72%	39	14.72%
	Cast Votes:	265	100.00%	265	100.00%
	Undervotes:	10		10	
	Overvotes:	1		1	
	Unresolved write-in votes:	0		0	

Advisory Vote No. 21

Choice	Party	Absentee Voting		Total	
Repealed		213	79.48%	213	79.48%
Maintained		55	20.52%	55	20.52%
	Cast Votes:	268	100.00%	268	100.00%
	Undervotes:	8		8	
	Overvotes:	0		0	
	Unresolved write-in votes:	0		0	

Precinct Results Report

General Election 2019

Run Time 1:10 PM

Run Date 11/26/2019

Douglas County

General Election

11/5/2019

Page 166

Official Results**Registered Voters**

10629 of 22711 = 46.80%

Precincts Reporting

0 of 47 = 0.00%

209

276 of 570 registered voters = 48.42%

Advisory Vote No. 22

Choice	Party	Absentee Voting		Total	
Repealed		228	85.71%	228	85.71%
Maintained		38	14.29%	38	14.29%
Cast Votes:		266	100.00%	266	100.00%
Undervotes:		10		10	
Overvotes:		0		0	
Unresolved write-in votes:		0		0	

Advisory Vote No. 23

Choice	Party	Absentee Voting		Total	
Repealed		131	48.88%	131	48.88%
Maintained		137	51.12%	137	51.12%
Cast Votes:		268	100.00%	268	100.00%
Undervotes:		8		8	
Overvotes:		0		0	
Unresolved write-in votes:		0		0	

Advisory Vote No. 24

Choice	Party	Absentee Voting		Total	
Repealed		233	89.96%	233	89.96%
Maintained		26	10.04%	26	10.04%
Cast Votes:		259	100.00%	259	100.00%
Undervotes:		17		17	
Overvotes:		0		0	
Unresolved write-in votes:		0		0	

Advisory Vote No. 25

Choice	Party	Absentee Voting		Total	
Repealed		215	82.69%	215	82.69%
Maintained		45	17.31%	45	17.31%
Cast Votes:		260	100.00%	260	100.00%
Undervotes:		16		16	
Overvotes:		0		0	
Unresolved write-in votes:		0		0	

Precinct Results Report

General Election 2019

Run Time 1:10 PM

Run Date 11/26/2019

Douglas County

General Election

11/5/2019

Page 167

Official Results**Registered Voters**

10629 of 22711 = 46.80%

Precincts Reporting

0 of 47 = 0.00%

209

276 of 570 registered voters = 48.42%

Advisory Vote No. 26

Choice	Party	Absentee Voting		Total	
Repealed		210	81.08%	210	81.08%
Maintained		49	18.92%	49	18.92%
Cast Votes:		259	100.00%	259	100.00%
Undervotes:		17		17	
Overvotes:		0		0	
Unresolved write-in votes:		0		0	

Advisory Vote No. 27

Choice	Party	Absentee Voting		Total	
Repealed		230	89.15%	230	89.15%
Maintained		28	10.85%	28	10.85%
Cast Votes:		258	100.00%	258	100.00%
Undervotes:		17		17	
Overvotes:		1		1	
Unresolved write-in votes:		0		0	

Advisory Vote No. 28

Choice	Party	Absentee Voting		Total	
Repealed		187	72.20%	187	72.20%
Maintained		72	27.80%	72	27.80%
Cast Votes:		259	100.00%	259	100.00%
Undervotes:		17		17	
Overvotes:		0		0	
Unresolved write-in votes:		0		0	

Advisory Vote No. 29

Choice	Party	Absentee Voting		Total	
Repealed		235	90.38%	235	90.38%
Maintained		25	9.62%	25	9.62%
Cast Votes:		260	100.00%	260	100.00%
Undervotes:		16		16	
Overvotes:		0		0	
Unresolved write-in votes:		0		0	

Precinct Results Report

General Election 2019

Run Time 1:10 PM

Run Date 11/26/2019

Douglas County

General Election

11/5/2019

Page 168

Official Results**Registered Voters**

10629 of 22711 = 46.80%

Precincts Reporting

0 of 47 = 0.00%

209

276 of 570 registered voters = 48.42%

Advisory Vote No. 30

Choice	Party	Absentee Voting		Total	
Repealed		207	80.23%	207	80.23%
Maintained		51	19.77%	51	19.77%
Cast Votes:		258	100.00%	258	100.00%
Undervotes:		18		18	
Overvotes:		0		0	
Unresolved write-in votes:		0		0	

Advisory Vote No. 31

Choice	Party	Absentee Voting		Total	
Repealed		177	69.69%	177	69.69%
Maintained		77	30.31%	77	30.31%
Cast Votes:		254	100.00%	254	100.00%
Undervotes:		21		21	
Overvotes:		1		1	
Unresolved write-in votes:		0		0	

Senate Joint Resolution No.8200

Choice	Party	Absentee Voting		Total	
Approved		121	45.49%	121	45.49%
Rejected		145	54.51%	145	54.51%
Cast Votes:		266	100.00%	266	100.00%
Undervotes:		10		10	
Overvotes:		0		0	
Unresolved write-in votes:		0		0	

Superior Court Judge Judge Position 1

Choice	Party	Absentee Voting		Total	
Brian C. Huber		185	100.00%	185	100.00%
Cast Votes:		185	100.00%	185	100.00%
Undervotes:		90		90	
Overvotes:		0		0	
Unresolved write-in votes:		1		1	

Precinct Results Report

General Election 2019

Run Time 1:10 PM

Run Date 11/26/2019

Douglas County

General Election

11/5/2019

Page 169

Official Results**Registered Voters**

10629 of 22711 = 46.80%

Precincts Reporting

0 of 47 = 0.00%

209

276 of 570 registered voters = 48.42%

Port Countywide Commissioner District 1

Choice	Party	Absentee Voting		Total	
Jim Huffman		187	100.00%	187	100.00%
	Cast Votes:	187	100.00%	187	100.00%
	Undervotes:	86		86	
	Overvotes:	0		0	
	Unresolved write-in votes:	3		3	

Eastmont Metro Parks and Recreation Commissioner #1 - Short/Full Term

Choice	Party	Absentee Voting		Total	
Deborah (Deb) Miller		122	100.00%	122	100.00%
	Cast Votes:	122	100.00%	122	100.00%
	Undervotes:	79		79	
	Overvotes:	0		0	
	Unresolved write-in votes:	1		1	

Eastmont Metro Parks and Recreation Commissioner #2

Choice	Party	Absentee Voting		Total	
Marc A. Marquis		123	100.00%	123	100.00%
	Cast Votes:	123	100.00%	123	100.00%
	Undervotes:	78		78	
	Overvotes:	0		0	
	Unresolved write-in votes:	1		1	

East Wenatchee Water Water Commissioner #3

Choice	Party	Absentee Voting		Total	
Jeff Johnson		24	48.98%	24	48.98%
Terry Barnes		25	51.02%	25	51.02%
	Cast Votes:	49	100.00%	49	100.00%
	Undervotes:	12		12	
	Overvotes:	0		0	
	Unresolved write-in votes:	0		0	

Precinct Results Report

General Election 2019

Run Time 1:10 PM

Run Date 11/26/2019

Douglas County

General Election

11/5/2019

Page 170

Official Results**Registered Voters**

10629 of 22711 = 46.80%

Precincts Reporting

0 of 47 = 0.00%

209

276 of 570 registered voters = 48.42%

Palisades School District 102 Director 2

Choice	Party	Absentee Voting		Total	
Jami M Sachs		45	100.00%	45	100.00%
	Cast Votes:	45	100.00%	45	100.00%
	Undervotes:	6		6	
	Overvotes:	0		0	
	Unresolved write-in votes:	1		1	

Palisades School District 102 Director 3

Choice	Party	Absentee Voting		Total	
Molly Linville		38	100.00%	38	100.00%
	Cast Votes:	38	100.00%	38	100.00%
	Undervotes:	11		11	
	Overvotes:	0		0	
	Unresolved write-in votes:	3		3	

Palisades School District 102 Director 4

Choice	Party	Absentee Voting		Total	
Jeromy Riggs		46	100.00%	46	100.00%
	Cast Votes:	46	100.00%	46	100.00%
	Undervotes:	6		6	
	Overvotes:	0		0	
	Unresolved write-in votes:	0		0	

Palisades School District 102 Director 5 - 2 Year Unexpired Term

Choice	Party	Absentee Voting		Total	
Dean Pearson		45	100.00%	45	100.00%
	Cast Votes:	45	100.00%	45	100.00%
	Undervotes:	7		7	
	Overvotes:	0		0	
	Unresolved write-in votes:	0		0	

Precinct Results Report

General Election 2019

Run Time 1:10 PM

Run Date 11/26/2019

Douglas County

General Election

11/5/2019

Page 171

Official Results**Registered Voters**

10629 of 22711 = 46.80%

Precincts Reporting

0 of 47 = 0.00%

209

276 of 570 registered voters = 48.42%

Quincy School District 144 School Director #2

Choice	Party	Absentee Voting		Total	
Chris Baumgartner		13	100.00%	13	100.00%
	Cast Votes:	13	100.00%	13	100.00%
	Undervotes:	5		5	
	Overvotes:	0		0	
	Unresolved write-in votes:	0		0	

Quincy School District 144 School Director #3

Choice	Party	Absentee Voting		Total	
Susan Lybbert		14	100.00%	14	100.00%
	Cast Votes:	14	100.00%	14	100.00%
	Undervotes:	4		4	
	Overvotes:	0		0	
	Unresolved write-in votes:	0		0	

Quincy School District 144 School Director #4 At Large

Choice	Party	Absentee Voting		Total	
Jack Foglesong		8	50.00%	8	50.00%
Enrique "Henry" Hernandez		8	50.00%	8	50.00%
	Cast Votes:	16	100.00%	16	100.00%
	Undervotes:	2		2	
	Overvotes:	0		0	
	Unresolved write-in votes:	0		0	

Eastmont School District 206 Director 1

Choice	Party	Absentee Voting		Total	
Cindy Wright		84	51.85%	84	51.85%
Sasha Sleiman		78	48.15%	78	48.15%
	Cast Votes:	162	100.00%	162	100.00%
	Undervotes:	39		39	
	Overvotes:	0		0	
	Unresolved write-in votes:	1		1	

Precinct Results Report

General Election 2019

Run Time 1:10 PM

Run Date 11/26/2019

Douglas County

General Election

11/5/2019

Page 172

Official Results**Registered Voters**

10629 of 22711 = 46.80%

Precincts Reporting

0 of 47 = 0.00%

209

276 of 570 registered voters = 48.42%

Eastmont School District 206 Director 2

Choice	Party	Absentee Voting		Total	
Whitney Smith		111	70.70%	111	70.70%
Nathan Medeiros		46	29.30%	46	29.30%
	Cast Votes:	157	100.00%	157	100.00%
	Undervotes:	45		45	
	Overvotes:	0		0	
	Unresolved write-in votes:	0		0	

Eastmont School District 206 Director 5 At Large

Choice	Party	Absentee Voting		Total	
Meaghan Vibbert		83	50.92%	83	50.92%
Lyle McClune		80	49.08%	80	49.08%
	Cast Votes:	163	100.00%	163	100.00%
	Undervotes:	39		39	
	Overvotes:	0		0	
	Unresolved write-in votes:	0		0	

Waterville School District 209 Director 2

Choice	Party	Absentee Voting		Total	
Stephanie Stibal		2	100.00%	2	100.00%
	Cast Votes:	2	100.00%	2	100.00%
	Undervotes:	2		2	
	Overvotes:	0		0	
	Unresolved write-in votes:	0		0	

Waterville School District 209 Director 3 - 2 Year Unexpired Term

Choice	Party	Absentee Voting		Total	
Misty Viebrock		2	100.00%	2	100.00%
	Cast Votes:	2	100.00%	2	100.00%
	Undervotes:	2		2	
	Overvotes:	0		0	
	Unresolved write-in votes:	0		0	

Precinct Results Report

General Election 2019

Run Time 1:10 PM

Run Date 11/26/2019

Douglas County

General Election

11/5/2019

Page 173

Official Results

Registered Voters

10629 of 22711 = 46.80%

Precincts Reporting

0 of 47 = 0.00%

209

276 of 570 registered voters = 48.42%

Waterville School District 209 Director 5 At Large

Choice	Party	Absentee Voting		Total	
Zach Gormley		2	100.00%	2	100.00%
	Cast Votes:	2	100.00%	2	100.00%
	Undervotes:	2		2	
	Overvotes:	0		0	
	Unresolved write-in votes:	0		0	

Fire District #2 Commissioner #3

Choice	Party	Absentee Voting		Total	
Dave Fennell		99	59.64%	99	59.64%
Bob Black		67	40.36%	67	40.36%
	Cast Votes:	166	100.00%	166	100.00%
	Undervotes:	68		68	
	Overvotes:	1		1	
	Unresolved write-in votes:	1		1	

Precinct Results Report

General Election 2019

Run Time 1:10 PM

Run Date 11/26/2019

Douglas County

General Election

11/5/2019

Page 174

Official Results**Registered Voters**

10629 of 22711 = 46.80%

Precincts Reporting

0 of 47 = 0.00%

210

137 of 473 registered voters = 28.96%

Referendum Measure No. 88

Choice	Party	Absentee Voting		Total	
Approved		44	35.77%	44	35.77%
Rejected		79	64.23%	79	64.23%
	Cast Votes:	123	100.00%	123	100.00%
	Undervotes:	14		14	
	Overvotes:	0		0	
	Unresolved write-in votes:	0		0	

Initiative Measure No. 976

Choice	Party	Absentee Voting		Total	
Yes		97	71.85%	97	71.85%
No		38	28.15%	38	28.15%
	Cast Votes:	135	100.00%	135	100.00%
	Undervotes:	2		2	
	Overvotes:	0		0	
	Unresolved write-in votes:	0		0	

Advisory Vote No. 20

Choice	Party	Absentee Voting		Total	
Repealed		102	76.12%	102	76.12%
Maintained		32	23.88%	32	23.88%
	Cast Votes:	134	100.00%	134	100.00%
	Undervotes:	3		3	
	Overvotes:	0		0	
	Unresolved write-in votes:	0		0	

Advisory Vote No. 21

Choice	Party	Absentee Voting		Total	
Repealed		105	77.78%	105	77.78%
Maintained		30	22.22%	30	22.22%
	Cast Votes:	135	100.00%	135	100.00%
	Undervotes:	2		2	
	Overvotes:	0		0	
	Unresolved write-in votes:	0		0	

Precinct Results Report

General Election 2019

Run Time 1:10 PM

Run Date 11/26/2019

Douglas County

General Election

11/5/2019

Page 175

Official Results**Registered Voters**

10629 of 22711 = 46.80%

Precincts Reporting

0 of 47 = 0.00%

210

137 of 473 registered voters = 28.96%

Advisory Vote No. 22

Choice	Party	Absentee Voting		Total	
Repealed		112	82.35%	112	82.35%
Maintained		24	17.65%	24	17.65%
Cast Votes:		136	100.00%	136	100.00%
Undervotes:		1		1	
Overvotes:		0		0	
Unresolved write-in votes:		0		0	

Advisory Vote No. 23

Choice	Party	Absentee Voting		Total	
Repealed		80	59.26%	80	59.26%
Maintained		55	40.74%	55	40.74%
Cast Votes:		135	100.00%	135	100.00%
Undervotes:		2		2	
Overvotes:		0		0	
Unresolved write-in votes:		0		0	

Advisory Vote No. 24

Choice	Party	Absentee Voting		Total	
Repealed		110	80.88%	110	80.88%
Maintained		26	19.12%	26	19.12%
Cast Votes:		136	100.00%	136	100.00%
Undervotes:		1		1	
Overvotes:		0		0	
Unresolved write-in votes:		0		0	

Advisory Vote No. 25

Choice	Party	Absentee Voting		Total	
Repealed		105	77.78%	105	77.78%
Maintained		30	22.22%	30	22.22%
Cast Votes:		135	100.00%	135	100.00%
Undervotes:		2		2	
Overvotes:		0		0	
Unresolved write-in votes:		0		0	

Precinct Results Report

General Election 2019

Run Time 1:10 PM

Run Date 11/26/2019

Douglas County

General Election

11/5/2019

Page 176

Official Results**Registered Voters**

10629 of 22711 = 46.80%

Precincts Reporting

0 of 47 = 0.00%

210

137 of 473 registered voters = 28.96%

Advisory Vote No. 26

Choice	Party	Absentee Voting		Total	
Repealed		105	78.36%	105	78.36%
Maintained		29	21.64%	29	21.64%
Cast Votes:		134	100.00%	134	100.00%
Undervotes:		3		3	
Overvotes:		0		0	
Unresolved write-in votes:		0		0	

Advisory Vote No. 27

Choice	Party	Absentee Voting		Total	
Repealed		116	85.93%	116	85.93%
Maintained		19	14.07%	19	14.07%
Cast Votes:		135	100.00%	135	100.00%
Undervotes:		2		2	
Overvotes:		0		0	
Unresolved write-in votes:		0		0	

Advisory Vote No. 28

Choice	Party	Absentee Voting		Total	
Repealed		79	59.40%	79	59.40%
Maintained		54	40.60%	54	40.60%
Cast Votes:		133	100.00%	133	100.00%
Undervotes:		4		4	
Overvotes:		0		0	
Unresolved write-in votes:		0		0	

Advisory Vote No. 29

Choice	Party	Absentee Voting		Total	
Repealed		111	82.22%	111	82.22%
Maintained		24	17.78%	24	17.78%
Cast Votes:		135	100.00%	135	100.00%
Undervotes:		2		2	
Overvotes:		0		0	
Unresolved write-in votes:		0		0	

Precinct Results Report

General Election 2019

Run Time 1:10 PM

Run Date 11/26/2019

Douglas County

General Election

11/5/2019

Page 177

Official Results**Registered Voters**

10629 of 22711 = 46.80%

Precincts Reporting

0 of 47 = 0.00%

210

137 of 473 registered voters = 28.96%

Advisory Vote No. 30

Choice	Party	Absentee Voting		Total	
Repealed		98	72.59%	98	72.59%
Maintained		37	27.41%	37	27.41%
Cast Votes:		135	100.00%	135	100.00%
Undervotes:		2		2	
Overvotes:		0		0	
Unresolved write-in votes:		0		0	

Advisory Vote No. 31

Choice	Party	Absentee Voting		Total	
Repealed		77	57.46%	77	57.46%
Maintained		57	42.54%	57	42.54%
Cast Votes:		134	100.00%	134	100.00%
Undervotes:		3		3	
Overvotes:		0		0	
Unresolved write-in votes:		0		0	

Senate Joint Resolution No.8200

Choice	Party	Absentee Voting		Total	
Approved		70	53.44%	70	53.44%
Rejected		61	46.56%	61	46.56%
Cast Votes:		131	100.00%	131	100.00%
Undervotes:		6		6	
Overvotes:		0		0	
Unresolved write-in votes:		0		0	

Superior Court Judge Judge Position 1

Choice	Party	Absentee Voting		Total	
Brian C. Huber		94	100.00%	94	100.00%
Cast Votes:		94	100.00%	94	100.00%
Undervotes:		37		37	
Overvotes:		0		0	
Unresolved write-in votes:		6		6	

Precinct Results Report

General Election 2019

Run Time 1:10 PM

Run Date 11/26/2019

Douglas County

General Election

11/5/2019

Page 178

Official Results**Registered Voters**

10629 of 22711 = 46.80%

Precincts Reporting

0 of 47 = 0.00%

210

137 of 473 registered voters = 28.96%

Port Countywide Commissioner District 1

Choice	Party	Absentee Voting		Total	
Jim Huffman		94	100.00%	94	100.00%
	Cast Votes:	94	100.00%	94	100.00%
	Undervotes:	38		38	
	Overvotes:	0		0	
	Unresolved write-in votes:	5		5	

Eastmont Metro Parks and Recreation Commissioner #1 - Short/Full Term

Choice	Party	Absentee Voting		Total	
Deborah (Deb) Miller		32	100.00%	32	100.00%
	Cast Votes:	32	100.00%	32	100.00%
	Undervotes:	19		19	
	Overvotes:	0		0	
	Unresolved write-in votes:	0		0	

Eastmont Metro Parks and Recreation Commissioner #2

Choice	Party	Absentee Voting		Total	
Marc A. Marquis		31	100.00%	31	100.00%
	Cast Votes:	31	100.00%	31	100.00%
	Undervotes:	19		19	
	Overvotes:	0		0	
	Unresolved write-in votes:	1		1	

Eastmont School District 206 Director 1

Choice	Party	Absentee Voting		Total	
Cindy Wright		78	73.58%	78	73.58%
Sasha Sleiman		28	26.42%	28	26.42%
	Cast Votes:	106	100.00%	106	100.00%
	Undervotes:	29		29	
	Overvotes:	0		0	
	Unresolved write-in votes:	2		2	

Precinct Results Report

General Election 2019

Run Time 1:10 PM

Run Date 11/26/2019

Douglas County

General Election

11/5/2019

Page 179

Official Results**Registered Voters**

10629 of 22711 = 46.80%

Precincts Reporting

0 of 47 = 0.00%

210

137 of 473 registered voters = 28.96%

Eastmont School District 206 Director 2

Choice	Party	Absentee Voting		Total	
Whitney Smith		65	60.75%	65	60.75%
Nathan Medeiros		42	39.25%	42	39.25%
	Cast Votes:	107	100.00%	107	100.00%
	Undervotes:	28		28	
	Overvotes:	0		0	
	Unresolved write-in votes:	2		2	

Eastmont School District 206 Director 5 At Large

Choice	Party	Absentee Voting		Total	
Meaghan Vibbert		57	53.77%	57	53.77%
Lyle McClune		49	46.23%	49	46.23%
	Cast Votes:	106	100.00%	106	100.00%
	Undervotes:	28		28	
	Overvotes:	0		0	
	Unresolved write-in votes:	3		3	

City of Rock Island Mayor

Choice	Party	Absentee Voting		Total	
Randy Agnew		79	100.00%	79	100.00%
	Cast Votes:	79	100.00%	79	100.00%
	Undervotes:	37		37	
	Overvotes:	0		0	
	Unresolved write-in votes:	21		21	

City of Rock Island Council Position 1

Choice	Party	Absentee Voting		Total	
Tara Whaley		89	100.00%	89	100.00%
	Cast Votes:	89	100.00%	89	100.00%
	Undervotes:	36		36	
	Overvotes:	0		0	
	Unresolved write-in votes:	12		12	

Precinct Results Report

General Election 2019

Run Time 1:10 PM

Run Date 11/26/2019

Douglas County

General Election

11/5/2019

Page 180

Official Results**Registered Voters**

10629 of 22711 = 46.80%

Precincts Reporting

0 of 47 = 0.00%

210

137 of 473 registered voters = 28.96%

City of Rock Island Council Position 5

Choice	Party	Absentee Voting		Total	
Carmen Andonaegui		93	100.00%	93	100.00%
	Cast Votes:	93	100.00%	93	100.00%
	Undervotes:	34		34	
	Overvotes:	0		0	
	Unresolved write-in votes:	10		10	

Fire District #2 Commissioner #3

Choice	Party	Absentee Voting		Total	
Dave Fennell		46	42.59%	46	42.59%
Bob Black		62	57.41%	62	57.41%
	Cast Votes:	108	100.00%	108	100.00%
	Undervotes:	27		27	
	Overvotes:	0		0	
	Unresolved write-in votes:	2		2	

Precinct Results Report

General Election 2019

Run Time 1:10 PM

Run Date 11/26/2019

Douglas County

General Election

11/5/2019

Page 181

Official Results**Registered Voters**

10629 of 22711 = 46.80%

Precincts Reporting

0 of 47 = 0.00%

211

79 of 144 registered voters = 54.86%

Referendum Measure No. 88

Choice	Party	Absentee Voting		Total	
Approved		11	16.42%	11	16.42%
Rejected		56	83.58%	56	83.58%
	Cast Votes:	67	100.00%	67	100.00%
	Undervotes:	12		12	
	Overvotes:	0		0	
	Unresolved write-in votes:	0		0	

Initiative Measure No. 976

Choice	Party	Absentee Voting		Total	
Yes		58	73.42%	58	73.42%
No		21	26.58%	21	26.58%
	Cast Votes:	79	100.00%	79	100.00%
	Undervotes:	0		0	
	Overvotes:	0		0	
	Unresolved write-in votes:	0		0	

Advisory Vote No. 20

Choice	Party	Absentee Voting		Total	
Repealed		70	90.91%	70	90.91%
Maintained		7	9.09%	7	9.09%
	Cast Votes:	77	100.00%	77	100.00%
	Undervotes:	2		2	
	Overvotes:	0		0	
	Unresolved write-in votes:	0		0	

Advisory Vote No. 21

Choice	Party	Absentee Voting		Total	
Repealed		54	72.97%	54	72.97%
Maintained		20	27.03%	20	27.03%
	Cast Votes:	74	100.00%	74	100.00%
	Undervotes:	5		5	
	Overvotes:	0		0	
	Unresolved write-in votes:	0		0	

Precinct Results Report

General Election 2019

Run Time 1:10 PM

Run Date 11/26/2019

Douglas County

General Election

11/5/2019

Page 182

Official Results**Registered Voters**

10629 of 22711 = 46.80%

Precincts Reporting

0 of 47 = 0.00%

211

79 of 144 registered voters = 54.86%

Advisory Vote No. 22

Choice	Party	Absentee Voting		Total	
Repealed		65	83.33%	65	83.33%
Maintained		13	16.67%	13	16.67%
Cast Votes:		78	100.00%	78	100.00%
Undervotes:		1		1	
Overvotes:		0		0	
Unresolved write-in votes:		0		0	

Advisory Vote No. 23

Choice	Party	Absentee Voting		Total	
Repealed		50	65.79%	50	65.79%
Maintained		26	34.21%	26	34.21%
Cast Votes:		76	100.00%	76	100.00%
Undervotes:		3		3	
Overvotes:		0		0	
Unresolved write-in votes:		0		0	

Advisory Vote No. 24

Choice	Party	Absentee Voting		Total	
Repealed		65	84.42%	65	84.42%
Maintained		12	15.58%	12	15.58%
Cast Votes:		77	100.00%	77	100.00%
Undervotes:		2		2	
Overvotes:		0		0	
Unresolved write-in votes:		0		0	

Advisory Vote No. 25

Choice	Party	Absentee Voting		Total	
Repealed		62	80.52%	62	80.52%
Maintained		15	19.48%	15	19.48%
Cast Votes:		77	100.00%	77	100.00%
Undervotes:		2		2	
Overvotes:		0		0	
Unresolved write-in votes:		0		0	

Precinct Results Report

General Election 2019

Run Time 1:10 PM

Run Date 11/26/2019

Douglas County

General Election

11/5/2019

Page 183

Official Results**Registered Voters**

10629 of 22711 = 46.80%

Precincts Reporting

0 of 47 = 0.00%

211

79 of 144 registered voters = 54.86%

Advisory Vote No. 26

Choice	Party	Absentee Voting		Total	
Repealed		58	75.32%	58	75.32%
Maintained		19	24.68%	19	24.68%
Cast Votes:		77	100.00%	77	100.00%
Undervotes:		2		2	
Overvotes:		0		0	
Unresolved write-in votes:		0		0	

Advisory Vote No. 27

Choice	Party	Absentee Voting		Total	
Repealed		69	88.46%	69	88.46%
Maintained		9	11.54%	9	11.54%
Cast Votes:		78	100.00%	78	100.00%
Undervotes:		1		1	
Overvotes:		0		0	
Unresolved write-in votes:		0		0	

Advisory Vote No. 28

Choice	Party	Absentee Voting		Total	
Repealed		49	63.64%	49	63.64%
Maintained		28	36.36%	28	36.36%
Cast Votes:		77	100.00%	77	100.00%
Undervotes:		2		2	
Overvotes:		0		0	
Unresolved write-in votes:		0		0	

Advisory Vote No. 29

Choice	Party	Absentee Voting		Total	
Repealed		66	84.62%	66	84.62%
Maintained		12	15.38%	12	15.38%
Cast Votes:		78	100.00%	78	100.00%
Undervotes:		1		1	
Overvotes:		0		0	
Unresolved write-in votes:		0		0	

Precinct Results Report

General Election 2019

Run Time 1:10 PM

Run Date 11/26/2019

Douglas County

General Election

11/5/2019

Page 184

Official Results**Registered Voters**

10629 of 22711 = 46.80%

Precincts Reporting

0 of 47 = 0.00%

211

79 of 144 registered voters = 54.86%

Advisory Vote No. 30

Choice	Party	Absentee Voting		Total	
Repealed		56	72.73%	56	72.73%
Maintained		21	27.27%	21	27.27%
Cast Votes:		77	100.00%	77	100.00%
Undervotes:		2		2	
Overvotes:		0		0	
Unresolved write-in votes:		0		0	

Advisory Vote No. 31

Choice	Party	Absentee Voting		Total	
Repealed		52	70.27%	52	70.27%
Maintained		22	29.73%	22	29.73%
Cast Votes:		74	100.00%	74	100.00%
Undervotes:		5		5	
Overvotes:		0		0	
Unresolved write-in votes:		0		0	

Senate Joint Resolution No.8200

Choice	Party	Absentee Voting		Total	
Approved		32	42.11%	32	42.11%
Rejected		44	57.89%	44	57.89%
Cast Votes:		76	100.00%	76	100.00%
Undervotes:		3		3	
Overvotes:		0		0	
Unresolved write-in votes:		0		0	

Superior Court Judge Judge Position 1

Choice	Party	Absentee Voting		Total	
Brian C. Huber		51	100.00%	51	100.00%
Cast Votes:		51	100.00%	51	100.00%
Undervotes:		27		27	
Overvotes:		0		0	
Unresolved write-in votes:		1		1	

Precinct Results Report

General Election 2019

Run Time 1:10 PM

Run Date 11/26/2019

Douglas County

General Election

11/5/2019

Page 185

Official Results**Registered Voters**

10629 of 22711 = 46.80%

Precincts Reporting

0 of 47 = 0.00%

211

79 of 144 registered voters = 54.86%

Port Countywide Commissioner District 1

Choice	Party	Absentee Voting		Total	
Jim Huffman		50	100.00%	50	100.00%
	Cast Votes:	50	100.00%	50	100.00%
	Undervotes:	28		28	
	Overvotes:	0		0	
	Unresolved write-in votes:	1		1	

Hospital District #2 Commissioner #1 - 4 Year Unexpired Term

Choice	Party	Absentee Voting		Total	
Tyler Greenwood		32	100.00%	32	100.00%
	Cast Votes:	32	100.00%	32	100.00%
	Undervotes:	16		16	
	Overvotes:	0		0	
	Unresolved write-in votes:	0		0	

Hospital District #2 Commissioner #3

Choice	Party	Absentee Voting		Total	
Katie Shafer		28	100.00%	28	100.00%
	Cast Votes:	28	100.00%	28	100.00%
	Undervotes:	19		19	
	Overvotes:	0		0	
	Unresolved write-in votes:	1		1	

Douglas County Hospital District #2 - Proposition 1

Choice	Party	Absentee Voting		Total	
Yes		32	71.11%	32	71.11%
No		13	28.89%	13	28.89%
	Cast Votes:	45	100.00%	45	100.00%
	Undervotes:	2		2	
	Overvotes:	1		1	
	Unresolved write-in votes:	0		0	

Precinct Results Report

General Election 2019

Run Time 1:10 PM

Run Date 11/26/2019

Douglas County

General Election

11/5/2019

Page 186

Official Results**Registered Voters**

10629 of 22711 = 46.80%

Precincts Reporting

0 of 47 = 0.00%

211

79 of 144 registered voters = 54.86%

Coulee Hartline School District 151 School Director #2

Choice	Party	Absentee Voting	Total
Brian Isaak		21 100.00%	21 100.00%
	Cast Votes:	21 100.00%	21 100.00%
	Undervotes:	3	3
	Overvotes:	0	0
	Unresolved write-in votes:	0	0

Coulee Hartline School District 151 School Director #4

Choice	Party	Absentee Voting	Total
Joshua Wood		10 52.63%	10 52.63%
William Murray		9 47.37%	9 47.37%
	Cast Votes:	19 100.00%	19 100.00%
	Undervotes:	5	5
	Overvotes:	0	0
	Unresolved write-in votes:	0	0

Coulee Hartline School District 151 School Director #5 At Large

Choice	Party	Absentee Voting	Total
Dawn Baergen		20 100.00%	20 100.00%
	Cast Votes:	20 100.00%	20 100.00%
	Undervotes:	4	4
	Overvotes:	0	0
	Unresolved write-in votes:	0	0

Ephrata School District 165 School Director 1

Choice	Party	Absentee Voting	Total
Alain Black		6 100.00%	6 100.00%
	Cast Votes:	6 100.00%	6 100.00%
	Undervotes:	1	1
	Overvotes:	0	0
	Unresolved write-in votes:	0	0

Precinct Results Report

General Election 2019

Run Time 1:10 PM

Run Date 11/26/2019

Douglas County

General Election

11/5/2019

Page 187

Official Results**Registered Voters**

10629 of 22711 = 46.80%

Precincts Reporting

0 of 47 = 0.00%

211

79 of 144 registered voters = 54.86%

Ephrata School District 165 School Director #2

Choice	Party	Absentee Voting		Total	
Bill Correll		5	71.43%	5	71.43%
Jordan Hansen		2	28.57%	2	28.57%
Cast Votes:		7	100.00%	7	100.00%
Undervotes:		0		0	
Overvotes:		0		0	
Unresolved write-in votes:		0		0	

Ephrata School District 165 School Director #3

Choice	Party	Absentee Voting		Total	
Anita Waller		6	100.00%	6	100.00%
Cast Votes:		6	100.00%	6	100.00%
Undervotes:		1		1	
Overvotes:		0		0	
Unresolved write-in votes:		0		0	

Ephrata School District 165 School Director #4

Choice	Party	Absentee Voting		Total	
Jim Adams		6	100.00%	6	100.00%
Cast Votes:		6	100.00%	6	100.00%
Undervotes:		1		1	
Overvotes:		0		0	
Unresolved write-in votes:		0		0	

Mansfield School District 207 Director 3

Choice	Party	Absentee Voting		Total	
Jesse Shafer		4	100.00%	4	100.00%
Justin Bowen		0	0.00%	0	0.00%
Cast Votes:		4	100.00%	4	100.00%
Undervotes:		0		0	
Overvotes:		0		0	
Unresolved write-in votes:		0		0	

Precinct Results Report

General Election 2019

Run Time 1:10 PM

Run Date 11/26/2019

Douglas County

General Election

11/5/2019

Page 188

Official Results

Registered Voters

10629 of 22711 = 46.80%

Precincts Reporting

0 of 47 = 0.00%

211

79 of 144 registered voters = 54.86%

Mansfield School District 207 Director 4 At Large

Choice	Party	Absentee Voting		Total	
Dusty Wittig		4	100.00%	4	100.00%
Julie Caille		0	0.00%	0	0.00%
	Cast Votes:	4	100.00%	4	100.00%
	Undervotes:	0		0	
	Overvotes:	0		0	
	Unresolved write-in votes:	0		0	

Waterville School District 209 Director 2

Choice	Party	Absentee Voting		Total	
Stephanie Stibal		26	100.00%	26	100.00%
	Cast Votes:	26	100.00%	26	100.00%
	Undervotes:	18		18	
	Overvotes:	0		0	
	Unresolved write-in votes:	0		0	

Waterville School District 209 Director 3 - 2 Year Unexpired Term

Choice	Party	Absentee Voting		Total	
Misty Viebrock		32	100.00%	32	100.00%
	Cast Votes:	32	100.00%	32	100.00%
	Undervotes:	12		12	
	Overvotes:	0		0	
	Unresolved write-in votes:	0		0	

Waterville School District 209 Director 5 At Large

Choice	Party	Absentee Voting		Total	
Zach Gormley		29	100.00%	29	100.00%
	Cast Votes:	29	100.00%	29	100.00%
	Undervotes:	15		15	
	Overvotes:	0		0	
	Unresolved write-in votes:	0		0	

Precinct Results Report

General Election 2019

Run Time 1:10 PM

Run Date 11/26/2019

Douglas County

General Election

11/5/2019

Page 189

Official Results**Registered Voters**

10629 of 22711 = 46.80%

Precincts Reporting

0 of 47 = 0.00%

211

79 of 144 registered voters = 54.86%

Fire District #1 Commissioner #1 - 4 Year Unexpired Term

Choice	Party	Absentee Voting	Total
Clark Bromiley		36 100.00%	36 100.00%
	Cast Votes:	36 100.00%	36 100.00%
	Undervotes:	6	6
	Overvotes:	0	0
	Unresolved write-in votes:	0	0

Fire District #1 Commissioner #3

Choice	Party	Absentee Voting	Total
Gary Mullendore		29 100.00%	29 100.00%
	Cast Votes:	29 100.00%	29 100.00%
	Undervotes:	12	12
	Overvotes:	0	0
	Unresolved write-in votes:	1	1

Fire District #5 Commissioner #1 - 4 Year Unexpired Term

Choice	Party	Absentee Voting	Total
Douglas L. Tanneberg		5 100.00%	5 100.00%
	Cast Votes:	5 100.00%	5 100.00%
	Undervotes:	1	1
	Overvotes:	0	0
	Unresolved write-in votes:	0	0

Fire District #5 Commissioner #2

Choice	Party	Absentee Voting	Total
Norman Tupling		5 100.00%	5 100.00%
	Cast Votes:	5 100.00%	5 100.00%
	Undervotes:	1	1
	Overvotes:	0	0
	Unresolved write-in votes:	0	0

Precinct Results Report

General Election 2019

Run Time 1:10 PM

Run Date 11/26/2019

Douglas County

General Election

11/5/2019

Page 190

Official Results**Registered Voters**

10629 of 22711 = 46.80%

Precincts Reporting

0 of 47 = 0.00%

211

79 of 144 registered voters = 54.86%

Fire District #8 Commissioner #3

Choice	Party	Absentee Voting		Total	
W. Paul Malone		15	100.00%	15	100.00%
	Cast Votes:	15	100.00%	15	100.00%
	Undervotes:	2		2	
	Overvotes:	0		0	
	Unresolved write-in votes:	0		0	

Douglas County Cemetery District #2 - Proposition 1

Choice	Party	Absentee Voting		Total	
Yes		21	53.85%	21	53.85%
No		18	46.15%	18	46.15%
	Cast Votes:	39	100.00%	39	100.00%
	Undervotes:	3		3	
	Overvotes:	0		0	
	Unresolved write-in votes:	0		0	

Cemetery District #3 Commissioner #2 - 2 Year Unexpired Term

Choice	Party	Absentee Voting		Total	
Larry D. Tanneberg		15	100.00%	15	100.00%
	Cast Votes:	15	100.00%	15	100.00%
	Undervotes:	2		2	
	Overvotes:	0		0	
	Unresolved write-in votes:	0		0	

Cemetery District #3 Commissioner #3 - Short/Full Term

Choice	Party	Absentee Voting		Total	
David G. Davis Jr.		14	100.00%	14	100.00%
	Cast Votes:	14	100.00%	14	100.00%
	Undervotes:	3		3	
	Overvotes:	0		0	
	Unresolved write-in votes:	0		0	

Precinct Results Report

General Election 2019

Run Time 1:10 PM

Run Date 11/26/2019

Douglas County

General Election

11/5/2019

Page 191

Official Results**Registered Voters**

10629 of 22711 = 46.80%

Precincts Reporting

0 of 47 = 0.00%

212

209 of 443 registered voters = 47.18%

Referendum Measure No. 88

Choice	Party	Absentee Voting		Total	
Approved		40	21.86%	40	21.86%
Rejected		143	78.14%	143	78.14%
	Cast Votes:	183	100.00%	183	100.00%
	Undervotes:	26		26	
	Overvotes:	0		0	
	Unresolved write-in votes:	0		0	

Initiative Measure No. 976

Choice	Party	Absentee Voting		Total	
Yes		159	76.81%	159	76.81%
No		48	23.19%	48	23.19%
	Cast Votes:	207	100.00%	207	100.00%
	Undervotes:	2		2	
	Overvotes:	0		0	
	Unresolved write-in votes:	0		0	

Advisory Vote No. 20

Choice	Party	Absentee Voting		Total	
Repealed		169	83.25%	169	83.25%
Maintained		34	16.75%	34	16.75%
	Cast Votes:	203	100.00%	203	100.00%
	Undervotes:	5		5	
	Overvotes:	1		1	
	Unresolved write-in votes:	0		0	

Advisory Vote No. 21

Choice	Party	Absentee Voting		Total	
Repealed		158	77.45%	158	77.45%
Maintained		46	22.55%	46	22.55%
	Cast Votes:	204	100.00%	204	100.00%
	Undervotes:	5		5	
	Overvotes:	0		0	
	Unresolved write-in votes:	0		0	

Precinct Results Report

General Election 2019

Run Time 1:10 PM

Run Date 11/26/2019

Douglas County

General Election

11/5/2019

Page 192

Official Results**Registered Voters**

10629 of 22711 = 46.80%

Precincts Reporting

0 of 47 = 0.00%

212

209 of 443 registered voters = 47.18%

Advisory Vote No. 22

Choice	Party	Absentee Voting		Total	
Repealed		177	86.76%	177	86.76%
Maintained		27	13.24%	27	13.24%
Cast Votes:		204	100.00%	204	100.00%
Undervotes:		5		5	
Overvotes:		0		0	
Unresolved write-in votes:		0		0	

Advisory Vote No. 23

Choice	Party	Absentee Voting		Total	
Repealed		106	52.22%	106	52.22%
Maintained		97	47.78%	97	47.78%
Cast Votes:		203	100.00%	203	100.00%
Undervotes:		6		6	
Overvotes:		0		0	
Unresolved write-in votes:		0		0	

Advisory Vote No. 24

Choice	Party	Absentee Voting		Total	
Repealed		169	84.50%	169	84.50%
Maintained		31	15.50%	31	15.50%
Cast Votes:		200	100.00%	200	100.00%
Undervotes:		9		9	
Overvotes:		0		0	
Unresolved write-in votes:		0		0	

Advisory Vote No. 25

Choice	Party	Absentee Voting		Total	
Repealed		160	80.00%	160	80.00%
Maintained		40	20.00%	40	20.00%
Cast Votes:		200	100.00%	200	100.00%
Undervotes:		9		9	
Overvotes:		0		0	
Unresolved write-in votes:		0		0	

Precinct Results Report

General Election 2019

Run Time 1:10 PM

Run Date 11/26/2019

Douglas County

General Election

11/5/2019

Page 193

Official Results**Registered Voters**

10629 of 22711 = 46.80%

Precincts Reporting

0 of 47 = 0.00%

212

209 of 443 registered voters = 47.18%

Advisory Vote No. 26

Choice	Party	Absentee Voting		Total	
Repealed		163	81.50%	163	81.50%
Maintained		37	18.50%	37	18.50%
Cast Votes:		200	100.00%	200	100.00%
Undervotes:		9		9	
Overvotes:		0		0	
Unresolved write-in votes:		0		0	

Advisory Vote No. 27

Choice	Party	Absentee Voting		Total	
Repealed		174	85.29%	174	85.29%
Maintained		30	14.71%	30	14.71%
Cast Votes:		204	100.00%	204	100.00%
Undervotes:		5		5	
Overvotes:		0		0	
Unresolved write-in votes:		0		0	

Advisory Vote No. 28

Choice	Party	Absentee Voting		Total	
Repealed		141	69.80%	141	69.80%
Maintained		61	30.20%	61	30.20%
Cast Votes:		202	100.00%	202	100.00%
Undervotes:		7		7	
Overvotes:		0		0	
Unresolved write-in votes:		0		0	

Advisory Vote No. 29

Choice	Party	Absentee Voting		Total	
Repealed		181	89.16%	181	89.16%
Maintained		22	10.84%	22	10.84%
Cast Votes:		203	100.00%	203	100.00%
Undervotes:		6		6	
Overvotes:		0		0	
Unresolved write-in votes:		0		0	

Precinct Results Report

General Election 2019

Run Time 1:10 PM

Run Date 11/26/2019

Douglas County

General Election

11/5/2019

Page 194

Official Results**Registered Voters**

10629 of 22711 = 46.80%

Precincts Reporting

0 of 47 = 0.00%

212

209 of 443 registered voters = 47.18%

Advisory Vote No. 30

Choice	Party	Absentee Voting		Total	
Repealed		161	80.50%	161	80.50%
Maintained		39	19.50%	39	19.50%
Cast Votes:		200	100.00%	200	100.00%
Undervotes:		9		9	
Overvotes:		0		0	
Unresolved write-in votes:		0		0	

Advisory Vote No. 31

Choice	Party	Absentee Voting		Total	
Repealed		136	67.66%	136	67.66%
Maintained		65	32.34%	65	32.34%
Cast Votes:		201	100.00%	201	100.00%
Undervotes:		8		8	
Overvotes:		0		0	
Unresolved write-in votes:		0		0	

Senate Joint Resolution No.8200

Choice	Party	Absentee Voting		Total	
Approved		71	35.68%	71	35.68%
Rejected		128	64.32%	128	64.32%
Cast Votes:		199	100.00%	199	100.00%
Undervotes:		8		8	
Overvotes:		2		2	
Unresolved write-in votes:		0		0	

Superior Court Judge Judge Position 1

Choice	Party	Absentee Voting		Total	
Brian C. Huber		141	100.00%	141	100.00%
Cast Votes:		141	100.00%	141	100.00%
Undervotes:		64		64	
Overvotes:		0		0	
Unresolved write-in votes:		4		4	

Precinct Results Report

General Election 2019

Run Time 1:10 PM

Run Date 11/26/2019

Douglas County

General Election

11/5/2019

Page 195

Official Results**Registered Voters**

10629 of 22711 = 46.80%

Precincts Reporting

0 of 47 = 0.00%

212

209 of 443 registered voters = 47.18%

Port Countywide Commissioner District 1

Choice	Party	Absentee Voting		Total	
Jim Huffman		151	100.00%	151	100.00%
	Cast Votes:	151	100.00%	151	100.00%
	Undervotes:	54		54	
	Overvotes:	0		0	
	Unresolved write-in votes:	4		4	

Eastmont Metro Parks and Recreation Commissioner #1 - Short/Full Term

Choice	Party	Absentee Voting		Total	
Deborah (Deb) Miller		135	100.00%	135	100.00%
	Cast Votes:	135	100.00%	135	100.00%
	Undervotes:	70		70	
	Overvotes:	0		0	
	Unresolved write-in votes:	4		4	

Eastmont Metro Parks and Recreation Commissioner #2

Choice	Party	Absentee Voting		Total	
Marc A. Marquis		130	100.00%	130	100.00%
	Cast Votes:	130	100.00%	130	100.00%
	Undervotes:	75		75	
	Overvotes:	0		0	
	Unresolved write-in votes:	4		4	

East Wenatchee Water Water Commissioner #3

Choice	Party	Absentee Voting		Total	
Jeff Johnson		91	53.22%	91	53.22%
Terry Barnes		80	46.78%	80	46.78%
	Cast Votes:	171	100.00%	171	100.00%
	Undervotes:	36		36	
	Overvotes:	0		0	
	Unresolved write-in votes:	2		2	

Precinct Results Report

General Election 2019

Run Time 1:10 PM

Run Date 11/26/2019

Douglas County

General Election

11/5/2019

Page 196

Official Results**Registered Voters**

10629 of 22711 = 46.80%

Precincts Reporting

0 of 47 = 0.00%

212

209 of 443 registered voters = 47.18%

Eastmont School District 206 Director 1

Choice	Party	Absentee Voting		Total	
Cindy Wright		104	67.10%	104	67.10%
Sasha Sleiman		51	32.90%	51	32.90%
Cast Votes:		155	100.00%	155	100.00%
Undervotes:		52		52	
Overvotes:		0		0	
Unresolved write-in votes:		2		2	

Eastmont School District 206 Director 2

Choice	Party	Absentee Voting		Total	
Whitney Smith		100	60.98%	100	60.98%
Nathan Medeiros		64	39.02%	64	39.02%
Cast Votes:		164	100.00%	164	100.00%
Undervotes:		45		45	
Overvotes:		0		0	
Unresolved write-in votes:		0		0	

Eastmont School District 206 Director 5 At Large

Choice	Party	Absentee Voting		Total	
Meaghan Vibbert		97	57.40%	97	57.40%
Lyle McClune		72	42.60%	72	42.60%
Cast Votes:		169	100.00%	169	100.00%
Undervotes:		36		36	
Overvotes:		0		0	
Unresolved write-in votes:		4		4	

Fire District #2 Commissioner #3

Choice	Party	Absentee Voting		Total	
Dave Fennell		73	48.03%	73	48.03%
Bob Black		79	51.97%	79	51.97%
Cast Votes:		152	100.00%	152	100.00%
Undervotes:		55		55	
Overvotes:		1		1	
Unresolved write-in votes:		1		1	

Precinct Results Report

General Election 2019

Run Time 1:10 PM

Run Date 11/26/2019

Douglas County

General Election

11/5/2019

Page 197

Official Results**Registered Voters**

10629 of 22711 = 46.80%

Precincts Reporting

0 of 47 = 0.00%

213

196 of 373 registered voters = 52.55%

Referendum Measure No. 88

Choice	Party	Absentee Voting		Total	
Approved		28	16.47%	28	16.47%
Rejected		142	83.53%	142	83.53%
	Cast Votes:	170	100.00%	170	100.00%
	Undervotes:	26		26	
	Overvotes:	0		0	
	Unresolved write-in votes:	0		0	

Initiative Measure No. 976

Choice	Party	Absentee Voting		Total	
Yes		151	79.06%	151	79.06%
No		40	20.94%	40	20.94%
	Cast Votes:	191	100.00%	191	100.00%
	Undervotes:	5		5	
	Overvotes:	0		0	
	Unresolved write-in votes:	0		0	

Advisory Vote No. 20

Choice	Party	Absentee Voting		Total	
Repealed		172	92.47%	172	92.47%
Maintained		14	7.53%	14	7.53%
	Cast Votes:	186	100.00%	186	100.00%
	Undervotes:	10		10	
	Overvotes:	0		0	
	Unresolved write-in votes:	0		0	

Advisory Vote No. 21

Choice	Party	Absentee Voting		Total	
Repealed		151	82.07%	151	82.07%
Maintained		33	17.93%	33	17.93%
	Cast Votes:	184	100.00%	184	100.00%
	Undervotes:	12		12	
	Overvotes:	0		0	
	Unresolved write-in votes:	0		0	

Precinct Results Report

General Election 2019

Run Time 1:10 PM

Run Date 11/26/2019

Douglas County

General Election

11/5/2019

Page 198

Official Results**Registered Voters**

10629 of 22711 = 46.80%

Precincts Reporting

0 of 47 = 0.00%

213

196 of 373 registered voters = 52.55%

Advisory Vote No. 22

Choice	Party	Absentee Voting		Total	
Repealed		165	88.24%	165	88.24%
Maintained		22	11.76%	22	11.76%
Cast Votes:		187	100.00%	187	100.00%
Undervotes:		9		9	
Overvotes:		0		0	
Unresolved write-in votes:		0		0	

Advisory Vote No. 23

Choice	Party	Absentee Voting		Total	
Repealed		123	65.08%	123	65.08%
Maintained		66	34.92%	66	34.92%
Cast Votes:		189	100.00%	189	100.00%
Undervotes:		7		7	
Overvotes:		0		0	
Unresolved write-in votes:		0		0	

Advisory Vote No. 24

Choice	Party	Absentee Voting		Total	
Repealed		164	88.65%	164	88.65%
Maintained		21	11.35%	21	11.35%
Cast Votes:		185	100.00%	185	100.00%
Undervotes:		11		11	
Overvotes:		0		0	
Unresolved write-in votes:		0		0	

Advisory Vote No. 25

Choice	Party	Absentee Voting		Total	
Repealed		150	81.97%	150	81.97%
Maintained		33	18.03%	33	18.03%
Cast Votes:		183	100.00%	183	100.00%
Undervotes:		13		13	
Overvotes:		0		0	
Unresolved write-in votes:		0		0	

Precinct Results Report

General Election 2019

Run Time 1:10 PM

Run Date 11/26/2019

Douglas County

General Election

11/5/2019

Page 199

Official Results**Registered Voters**

10629 of 22711 = 46.80%

Precincts Reporting

0 of 47 = 0.00%

213

196 of 373 registered voters = 52.55%

Advisory Vote No. 26

Choice	Party	Absentee Voting		Total	
Repealed		159	85.95%	159	85.95%
Maintained		26	14.05%	26	14.05%
Cast Votes:		185	100.00%	185	100.00%
Undervotes:		11		11	
Overvotes:		0		0	
Unresolved write-in votes:		0		0	

Advisory Vote No. 27

Choice	Party	Absentee Voting		Total	
Repealed		172	91.98%	172	91.98%
Maintained		15	8.02%	15	8.02%
Cast Votes:		187	100.00%	187	100.00%
Undervotes:		9		9	
Overvotes:		0		0	
Unresolved write-in votes:		0		0	

Advisory Vote No. 28

Choice	Party	Absentee Voting		Total	
Repealed		142	77.17%	142	77.17%
Maintained		42	22.83%	42	22.83%
Cast Votes:		184	100.00%	184	100.00%
Undervotes:		12		12	
Overvotes:		0		0	
Unresolved write-in votes:		0		0	

Advisory Vote No. 29

Choice	Party	Absentee Voting		Total	
Repealed		167	89.78%	167	89.78%
Maintained		19	10.22%	19	10.22%
Cast Votes:		186	100.00%	186	100.00%
Undervotes:		10		10	
Overvotes:		0		0	
Unresolved write-in votes:		0		0	

Precinct Results Report

General Election 2019

Run Time 1:10 PM

Run Date 11/26/2019

Douglas County

General Election

11/5/2019

Page 200

Official Results**Registered Voters**

10629 of 22711 = 46.80%

Precincts Reporting

0 of 47 = 0.00%

213

196 of 373 registered voters = 52.55%

Advisory Vote No. 30

Choice	Party	Absentee Voting		Total	
Repealed		150	82.42%	150	82.42%
Maintained		32	17.58%	32	17.58%
Cast Votes:		182	100.00%	182	100.00%
Undervotes:		14		14	
Overvotes:		0		0	
Unresolved write-in votes:		0		0	

Advisory Vote No. 31

Choice	Party	Absentee Voting		Total	
Repealed		128	70.33%	128	70.33%
Maintained		54	29.67%	54	29.67%
Cast Votes:		182	100.00%	182	100.00%
Undervotes:		14		14	
Overvotes:		0		0	
Unresolved write-in votes:		0		0	

Senate Joint Resolution No.8200

Choice	Party	Absentee Voting		Total	
Approved		61	34.08%	61	34.08%
Rejected		118	65.92%	118	65.92%
Cast Votes:		179	100.00%	179	100.00%
Undervotes:		17		17	
Overvotes:		0		0	
Unresolved write-in votes:		0		0	

Superior Court Judge Judge Position 1

Choice	Party	Absentee Voting		Total	
Brian C. Huber		124	100.00%	124	100.00%
Cast Votes:		124	100.00%	124	100.00%
Undervotes:		69		69	
Overvotes:		0		0	
Unresolved write-in votes:		3		3	

Precinct Results Report

General Election 2019

Run Time 1:10 PM

Run Date 11/26/2019

Douglas County

General Election

11/5/2019

Page 201

Official Results**Registered Voters**

10629 of 22711 = 46.80%

Precincts Reporting

0 of 47 = 0.00%

213

196 of 373 registered voters = 52.55%

Port Countywide Commissioner District 1

Choice	Party	Absentee Voting		Total	
Jim Huffman		128	100.00%	128	100.00%
	Cast Votes:	128	100.00%	128	100.00%
	Undervotes:	68		68	
	Overvotes:	0		0	
	Unresolved write-in votes:	0		0	

Hospital District #2 Commissioner #1 - 4 Year Unexpired Term

Choice	Party	Absentee Voting		Total	
Tyler Greenwood		154	100.00%	154	100.00%
	Cast Votes:	154	100.00%	154	100.00%
	Undervotes:	41		41	
	Overvotes:	0		0	
	Unresolved write-in votes:	1		1	

Hospital District #2 Commissioner #3

Choice	Party	Absentee Voting		Total	
Katie Shafer		146	100.00%	146	100.00%
	Cast Votes:	146	100.00%	146	100.00%
	Undervotes:	50		50	
	Overvotes:	0		0	
	Unresolved write-in votes:	0		0	

Douglas County Hospital District #2 - Proposition 1

Choice	Party	Absentee Voting		Total	
Yes		132	70.21%	132	70.21%
No		56	29.79%	56	29.79%
	Cast Votes:	188	100.00%	188	100.00%
	Undervotes:	8		8	
	Overvotes:	0		0	
	Unresolved write-in votes:	0		0	

Precinct Results Report

General Election 2019

Run Time 1:10 PM

Run Date 11/26/2019

Douglas County

General Election

11/5/2019

Page 202

Official Results**Registered Voters**

10629 of 22711 = 46.80%

Precincts Reporting

0 of 47 = 0.00%

213

196 of 373 registered voters = 52.55%

Orondo School District 13 Director 3

Choice	Party	Absentee Voting	Total
Tim Meyers		2 100.00%	2 100.00%
	Cast Votes:	2 100.00%	2 100.00%
	Undervotes:	1	1
	Overvotes:	0	0
	Unresolved write-in votes:	0	0

Orondo School District 13 Director 4

Choice	Party	Absentee Voting	Total
Hannah Poush		3 100.00%	3 100.00%
	Cast Votes:	3 100.00%	3 100.00%
	Undervotes:	0	0
	Overvotes:	0	0
	Unresolved write-in votes:	0	0

Orondo School District 13 Director 5

Choice	Party	Absentee Voting	Total
Jennifer Foreman		2 100.00%	2 100.00%
	Cast Votes:	2 100.00%	2 100.00%
	Undervotes:	1	1
	Overvotes:	0	0
	Unresolved write-in votes:	0	0

Eastmont School District 206 Director 1

Choice	Party	Absentee Voting	Total
Cindy Wright		16 59.26%	16 59.26%
Sasha Sleiman		11 40.74%	11 40.74%
	Cast Votes:	27 100.00%	27 100.00%
	Undervotes:	8	8
	Overvotes:	0	0
	Unresolved write-in votes:	0	0

Precinct Results Report

General Election 2019

Run Time 1:10 PM

Run Date 11/26/2019

Douglas County

General Election

11/5/2019

Page 203

Official Results**Registered Voters**

10629 of 22711 = 46.80%

Precincts Reporting

0 of 47 = 0.00%

213

196 of 373 registered voters = 52.55%

Eastmont School District 206 Director 2

Choice	Party	Absentee Voting		Total	
Whitney Smith		18	64.29%	18	64.29%
Nathan Medeiros		10	35.71%	10	35.71%
Cast Votes:		28	100.00%	28	100.00%
Undervotes:		7		7	
Overvotes:		0		0	
Unresolved write-in votes:		0		0	

Eastmont School District 206 Director 5 At Large

Choice	Party	Absentee Voting		Total	
Meaghan Vibbert		18	64.29%	18	64.29%
Lyle McClune		10	35.71%	10	35.71%
Cast Votes:		28	100.00%	28	100.00%
Undervotes:		7		7	
Overvotes:		0		0	
Unresolved write-in votes:		0		0	

Mansfield School District 207 Director 3

Choice	Party	Absentee Voting		Total	
Jesse Shafer		0	0.00%	0	0.00%
Justin Bowen		0	0.00%	0	0.00%
Cast Votes:		0	0.00%	0	0.00%
Undervotes:		2		2	
Overvotes:		0		0	
Unresolved write-in votes:		0		0	

Mansfield School District 207 Director 4 At Large

Choice	Party	Absentee Voting		Total	
Dusty Wittig		0	0.00%	0	0.00%
Julie Caille		0	0.00%	0	0.00%
Cast Votes:		0	0.00%	0	0.00%
Undervotes:		2		2	
Overvotes:		0		0	
Unresolved write-in votes:		0		0	

Precinct Results Report

General Election 2019

Run Time 1:10 PM

Run Date 11/26/2019

Douglas County

General Election

11/5/2019

Page 204

Official Results**Registered Voters**

10629 of 22711 = 46.80%

Precincts Reporting

0 of 47 = 0.00%

213

196 of 373 registered voters = 52.55%

Waterville School District 209 Director 2

Choice	Party	Absentee Voting		Total	
Stephanie Stibal		115	100.00%	115	100.00%
	Cast Votes:	115	100.00%	115	100.00%
	Undervotes:	38		38	
	Overvotes:	0		0	
	Unresolved write-in votes:	3		3	

Waterville School District 209 Director 3 - 2 Year Unexpired Term

Choice	Party	Absentee Voting		Total	
Misty Viebrock		123	100.00%	123	100.00%
	Cast Votes:	123	100.00%	123	100.00%
	Undervotes:	33		33	
	Overvotes:	0		0	
	Unresolved write-in votes:	0		0	

Waterville School District 209 Director 5 At Large

Choice	Party	Absentee Voting		Total	
Zach Gormley		120	100.00%	120	100.00%
	Cast Votes:	120	100.00%	120	100.00%
	Undervotes:	35		35	
	Overvotes:	0		0	
	Unresolved write-in votes:	1		1	

Fire District #1 Commissioner #1 - 4 Year Unexpired Term

Choice	Party	Absentee Voting		Total	
Clark Bromiley		157	100.00%	157	100.00%
	Cast Votes:	157	100.00%	157	100.00%
	Undervotes:	27		27	
	Overvotes:	0		0	
	Unresolved write-in votes:	0		0	

Precinct Results Report

General Election 2019

Run Time 1:10 PM

Run Date 11/26/2019

Douglas County

General Election

11/5/2019

Page 205

Official Results

Registered Voters

10629 of 22711 = 46.80%

Precincts Reporting

0 of 47 = 0.00%

213

196 of 373 registered voters = 52.55%

Fire District #1 Commissioner #3

Choice	Party	Absentee Voting		Total	
Gary Mullendore		150	100.00%	150	100.00%
	Cast Votes:	150	100.00%	150	100.00%
	Undervotes:	34		34	
	Overvotes:	0		0	
	Unresolved write-in votes:	0		0	

Fire District #4 Commissioner #2

Choice	Party	Absentee Voting		Total	
Greg Nellist		4	50.00%	4	50.00%
David Marden		4	50.00%	4	50.00%
	Cast Votes:	8	100.00%	8	100.00%
	Undervotes:	2		2	
	Overvotes:	0		0	
	Unresolved write-in votes:	0		0	

Fire District #5 Commissioner #1 - 4 Year Unexpired Term

Choice	Party	Absentee Voting		Total	
Douglas L. Tanneberg		0	0.00%	0	0.00%
	Cast Votes:	0	0.00%	0	0.00%
	Undervotes:	2		2	
	Overvotes:	0		0	
	Unresolved write-in votes:	0		0	

Fire District #5 Commissioner #2

Choice	Party	Absentee Voting		Total	
Norman Tupling		0	0.00%	0	0.00%
	Cast Votes:	0	0.00%	0	0.00%
	Undervotes:	2		2	
	Overvotes:	0		0	
	Unresolved write-in votes:	0		0	

Precinct Results Report

General Election 2019

Run Time 1:10 PM

Run Date 11/26/2019

Douglas County

General Election

11/5/2019

Page 206

Official Results

Registered Voters

10629 of 22711 = 46.80%

Precincts Reporting

0 of 47 = 0.00%

213

196 of 373 registered voters = 52.55%

Cemetery District #1 Commissioner #3 - 2 Year Unexpired Term

Choice	Party	Absentee Voting		Total	
Dennis Rose		2	100.00%	2	100.00%
	Cast Votes:	2	100.00%	2	100.00%
	Undervotes:	1		1	
	Overvotes:	0		0	
	Unresolved write-in votes:	0		0	

Douglas County Cemetery District #2 - Proposition 1

Choice	Party	Absentee Voting		Total	
Yes		74	59.20%	74	59.20%
No		51	40.80%	51	40.80%
	Cast Votes:	125	100.00%	125	100.00%
	Undervotes:	3		3	
	Overvotes:	0		0	
	Unresolved write-in votes:	0		0	

Precinct Results Report

General Election 2019

Run Time 1:10 PM

Run Date 11/26/2019

Douglas County

General Election

11/5/2019

Page 207

Official Results**Registered Voters**

10629 of 22711 = 46.80%

Precincts Reporting

0 of 47 = 0.00%

214

66 of 251 registered voters = 26.29%

Referendum Measure No. 88

Choice	Party	Absentee Voting		Total	
Approved		20	35.71%	20	35.71%
Rejected		36	64.29%	36	64.29%
	Cast Votes:	56	100.00%	56	100.00%
	Undervotes:	10		10	
	Overvotes:	0		0	
	Unresolved write-in votes:	0		0	

Initiative Measure No. 976

Choice	Party	Absentee Voting		Total	
Yes		51	78.46%	51	78.46%
No		14	21.54%	14	21.54%
	Cast Votes:	65	100.00%	65	100.00%
	Undervotes:	1		1	
	Overvotes:	0		0	
	Unresolved write-in votes:	0		0	

Advisory Vote No. 20

Choice	Party	Absentee Voting		Total	
Repealed		48	75.00%	48	75.00%
Maintained		16	25.00%	16	25.00%
	Cast Votes:	64	100.00%	64	100.00%
	Undervotes:	2		2	
	Overvotes:	0		0	
	Unresolved write-in votes:	0		0	

Advisory Vote No. 21

Choice	Party	Absentee Voting		Total	
Repealed		51	79.69%	51	79.69%
Maintained		13	20.31%	13	20.31%
	Cast Votes:	64	100.00%	64	100.00%
	Undervotes:	2		2	
	Overvotes:	0		0	
	Unresolved write-in votes:	0		0	

Precinct Results Report

General Election 2019

Run Time 1:10 PM

Run Date 11/26/2019

Douglas County

General Election

11/5/2019

Page 208

Official Results**Registered Voters**

10629 of 22711 = 46.80%

Precincts Reporting

0 of 47 = 0.00%

214

66 of 251 registered voters = 26.29%

Advisory Vote No. 22

Choice	Party	Absentee Voting		Total	
Repealed		48	75.00%	48	75.00%
Maintained		16	25.00%	16	25.00%
Cast Votes:		64	100.00%	64	100.00%
Undervotes:		2		2	
Overvotes:		0		0	
Unresolved write-in votes:		0		0	

Advisory Vote No. 23

Choice	Party	Absentee Voting		Total	
Repealed		37	57.81%	37	57.81%
Maintained		27	42.19%	27	42.19%
Cast Votes:		64	100.00%	64	100.00%
Undervotes:		2		2	
Overvotes:		0		0	
Unresolved write-in votes:		0		0	

Advisory Vote No. 24

Choice	Party	Absentee Voting		Total	
Repealed		53	82.81%	53	82.81%
Maintained		11	17.19%	11	17.19%
Cast Votes:		64	100.00%	64	100.00%
Undervotes:		2		2	
Overvotes:		0		0	
Unresolved write-in votes:		0		0	

Advisory Vote No. 25

Choice	Party	Absentee Voting		Total	
Repealed		53	81.54%	53	81.54%
Maintained		12	18.46%	12	18.46%
Cast Votes:		65	100.00%	65	100.00%
Undervotes:		1		1	
Overvotes:		0		0	
Unresolved write-in votes:		0		0	

Precinct Results Report

General Election 2019

Run Time 1:10 PM

Run Date 11/26/2019

Douglas County

General Election

11/5/2019

Page 209

Official Results**Registered Voters**

10629 of 22711 = 46.80%

Precincts Reporting

0 of 47 = 0.00%

214

66 of 251 registered voters = 26.29%

Advisory Vote No. 26

Choice	Party	Absentee Voting		Total	
Repealed		44	68.75%	44	68.75%
Maintained		20	31.25%	20	31.25%
Cast Votes:		64	100.00%	64	100.00%
Undervotes:		2		2	
Overvotes:		0		0	
Unresolved write-in votes:		0		0	

Advisory Vote No. 27

Choice	Party	Absentee Voting		Total	
Repealed		52	81.25%	52	81.25%
Maintained		12	18.75%	12	18.75%
Cast Votes:		64	100.00%	64	100.00%
Undervotes:		2		2	
Overvotes:		0		0	
Unresolved write-in votes:		0		0	

Advisory Vote No. 28

Choice	Party	Absentee Voting		Total	
Repealed		44	67.69%	44	67.69%
Maintained		21	32.31%	21	32.31%
Cast Votes:		65	100.00%	65	100.00%
Undervotes:		1		1	
Overvotes:		0		0	
Unresolved write-in votes:		0		0	

Advisory Vote No. 29

Choice	Party	Absentee Voting		Total	
Repealed		52	81.25%	52	81.25%
Maintained		12	18.75%	12	18.75%
Cast Votes:		64	100.00%	64	100.00%
Undervotes:		2		2	
Overvotes:		0		0	
Unresolved write-in votes:		0		0	

Precinct Results Report

General Election 2019

Run Time 1:10 PM

Run Date 11/26/2019

Douglas County

General Election

11/5/2019

Page 210

Official Results**Registered Voters**

10629 of 22711 = 46.80%

Precincts Reporting

0 of 47 = 0.00%

214

66 of 251 registered voters = 26.29%

Advisory Vote No. 30

Choice	Party	Absentee Voting		Total	
Repealed		44	68.75%	44	68.75%
Maintained		20	31.25%	20	31.25%
Cast Votes:		64	100.00%	64	100.00%
Undervotes:		2		2	
Overvotes:		0		0	
Unresolved write-in votes:		0		0	

Advisory Vote No. 31

Choice	Party	Absentee Voting		Total	
Repealed		38	60.32%	38	60.32%
Maintained		25	39.68%	25	39.68%
Cast Votes:		63	100.00%	63	100.00%
Undervotes:		3		3	
Overvotes:		0		0	
Unresolved write-in votes:		0		0	

Senate Joint Resolution No.8200

Choice	Party	Absentee Voting		Total	
Approved		34	53.13%	34	53.13%
Rejected		30	46.88%	30	46.88%
Cast Votes:		64	100.00%	64	100.00%
Undervotes:		2		2	
Overvotes:		0		0	
Unresolved write-in votes:		0		0	

Superior Court Judge Judge Position 1

Choice	Party	Absentee Voting		Total	
Brian C. Huber		37	100.00%	37	100.00%
Cast Votes:		37	100.00%	37	100.00%
Undervotes:		26		26	
Overvotes:		1		1	
Unresolved write-in votes:		2		2	

Precinct Results Report

General Election 2019

Run Time 1:10 PM

Run Date 11/26/2019

Douglas County

General Election

11/5/2019

Page 211

Official Results**Registered Voters**

10629 of 22711 = 46.80%

Precincts Reporting

0 of 47 = 0.00%

214

66 of 251 registered voters = 26.29%

Port Countywide Commissioner District 1

Choice	Party	Absentee Voting	Total
Jim Huffman		39 100.00%	39 100.00%
	Cast Votes:	39 100.00%	39 100.00%
	Undervotes:	25	25
	Overvotes:	0	0
	Unresolved write-in votes:	2	2

Eastmont Metro Parks and Recreation Commissioner #1 - Short/Full Term

Choice	Party	Absentee Voting	Total
Deborah (Deb) Miller		37 100.00%	37 100.00%
	Cast Votes:	37 100.00%	37 100.00%
	Undervotes:	28	28
	Overvotes:	0	0
	Unresolved write-in votes:	1	1

Eastmont Metro Parks and Recreation Commissioner #2

Choice	Party	Absentee Voting	Total
Marc A. Marquis		36 100.00%	36 100.00%
	Cast Votes:	36 100.00%	36 100.00%
	Undervotes:	29	29
	Overvotes:	0	0
	Unresolved write-in votes:	1	1

East Wenatchee Water Water Commissioner #3

Choice	Party	Absentee Voting	Total
Jeff Johnson		24 51.06%	24 51.06%
Terry Barnes		23 48.94%	23 48.94%
	Cast Votes:	47 100.00%	47 100.00%
	Undervotes:	18	18
	Overvotes:	0	0
	Unresolved write-in votes:	1	1

Precinct Results Report

General Election 2019

Run Time 1:10 PM

Run Date 11/26/2019

Douglas County

General Election

11/5/2019

Page 212

Official Results**Registered Voters**

10629 of 22711 = 46.80%

Precincts Reporting

0 of 47 = 0.00%

214

66 of 251 registered voters = 26.29%

Eastmont School District 206 Director 1

Choice	Party	Absentee Voting		Total	
Cindy Wright		28	62.22%	28	62.22%
Sasha Sleiman		17	37.78%	17	37.78%
Cast Votes:		45	100.00%	45	100.00%
Undervotes:		20		20	
Overvotes:		0		0	
Unresolved write-in votes:		1		1	

Eastmont School District 206 Director 2

Choice	Party	Absentee Voting		Total	
Whitney Smith		30	65.22%	30	65.22%
Nathan Medeiros		16	34.78%	16	34.78%
Cast Votes:		46	100.00%	46	100.00%
Undervotes:		19		19	
Overvotes:		0		0	
Unresolved write-in votes:		1		1	

Eastmont School District 206 Director 5 At Large

Choice	Party	Absentee Voting		Total	
Meaghan Vibbert		25	53.19%	25	53.19%
Lyle McClune		22	46.81%	22	46.81%
Cast Votes:		47	100.00%	47	100.00%
Undervotes:		18		18	
Overvotes:		0		0	
Unresolved write-in votes:		1		1	

City of East Wenatchee Mayor

Choice	Party	Absentee Voting		Total	
Jerrilea Crawford		28	54.90%	28	54.90%
Timothy J "Tim" Detering		23	45.10%	23	45.10%
Cast Votes:		51	100.00%	51	100.00%
Undervotes:		14		14	
Overvotes:		0		0	
Unresolved write-in votes:		1		1	

Precinct Results Report

General Election 2019

Run Time 1:10 PM

Run Date 11/26/2019

Douglas County

General Election

11/5/2019

Page 213

Official Results

Registered Voters

10629 of 22711 = 46.80%

Precincts Reporting

0 of 47 = 0.00%

214

66 of 251 registered voters = 26.29%

City of East Wenatchee Council Position 1

Choice	Party	Absentee Voting		Total	
John D. Sterk		34	100.00%	34	100.00%
	Cast Votes:	34	100.00%	34	100.00%
	Undervotes:	30		30	
	Overvotes:	0		0	
	Unresolved write-in votes:	2		2	

City of East Wenatchee Council Position 2

Choice	Party	Absentee Voting		Total	
Harry Raab		33	100.00%	33	100.00%
	Cast Votes:	33	100.00%	33	100.00%
	Undervotes:	31		31	
	Overvotes:	0		0	
	Unresolved write-in votes:	2		2	

City of East Wenatchee Council Position 5 - Short/Full Term

Choice	Party	Absentee Voting		Total	
Shayne L. Magdoff		34	100.00%	34	100.00%
	Cast Votes:	34	100.00%	34	100.00%
	Undervotes:	30		30	
	Overvotes:	0		0	
	Unresolved write-in votes:	2		2	

City of East Wenatchee Council Position 6

Choice	Party	Absentee Voting		Total	
Marl Kane		16	36.36%	16	36.36%
Christine Johnson		28	63.64%	28	63.64%
	Cast Votes:	44	100.00%	44	100.00%
	Undervotes:	21		21	
	Overvotes:	0		0	
	Unresolved write-in votes:	1		1	

Precinct Results Report

General Election 2019

Run Time 1:10 PM

Run Date 11/26/2019

Douglas County

General Election

11/5/2019

Page 214

Official Results

Registered Voters

10629 of 22711 = 46.80%

Precincts Reporting

0 of 47 = 0.00%

214

66 of 251 registered voters = 26.29%

Fire District #2 Commissioner #3

Choice	Party	Absentee Voting		Total	
Dave Fennell		20	45.45%	20	45.45%
Bob Black		24	54.55%	24	54.55%
	Cast Votes:	44	100.00%	44	100.00%
	Undervotes:	21		21	
	Overvotes:	0		0	
	Unresolved write-in votes:	1		1	

Sewer District #1 Sewer Commissioner #2 - Short/Full Term

Choice	Party	Absentee Voting		Total	
Steve Lacy		28	57.14%	28	57.14%
Greg Peterson		21	42.86%	21	42.86%
	Cast Votes:	49	100.00%	49	100.00%
	Undervotes:	16		16	
	Overvotes:	0		0	
	Unresolved write-in votes:	1		1	

Precinct Results Report

General Election 2019

Run Time 1:10 PM

Run Date 11/26/2019

Douglas County

General Election

11/5/2019

Page 215

Official Results**Registered Voters**

10629 of 22711 = 46.80%

Precincts Reporting

0 of 47 = 0.00%

215

242 of 631 registered voters = 38.35%

Referendum Measure No. 88

Choice	Party	Absentee Voting		Total	
Approved		64	29.91%	64	29.91%
Rejected		150	70.09%	150	70.09%
	Cast Votes:	214	100.00%	214	100.00%
	Undervotes:	28		28	
	Overvotes:	0		0	
	Unresolved write-in votes:	0		0	

Initiative Measure No. 976

Choice	Party	Absentee Voting		Total	
Yes		175	73.22%	175	73.22%
No		64	26.78%	64	26.78%
	Cast Votes:	239	100.00%	239	100.00%
	Undervotes:	2		2	
	Overvotes:	1		1	
	Unresolved write-in votes:	0		0	

Advisory Vote No. 20

Choice	Party	Absentee Voting		Total	
Repealed		191	81.97%	191	81.97%
Maintained		42	18.03%	42	18.03%
	Cast Votes:	233	100.00%	233	100.00%
	Undervotes:	9		9	
	Overvotes:	0		0	
	Unresolved write-in votes:	0		0	

Advisory Vote No. 21

Choice	Party	Absentee Voting		Total	
Repealed		186	80.87%	186	80.87%
Maintained		44	19.13%	44	19.13%
	Cast Votes:	230	100.00%	230	100.00%
	Undervotes:	12		12	
	Overvotes:	0		0	
	Unresolved write-in votes:	0		0	

Precinct Results Report

General Election 2019

Run Time 1:10 PM

Run Date 11/26/2019

Douglas County

General Election

11/5/2019

Page 216

Official Results**Registered Voters**

10629 of 22711 = 46.80%

Precincts Reporting

0 of 47 = 0.00%

215

242 of 631 registered voters = 38.35%

Advisory Vote No. 22

Choice	Party	Absentee Voting		Total	
Repealed		184	81.42%	184	81.42%
Maintained		42	18.58%	42	18.58%
Cast Votes:		226	100.00%	226	100.00%
Undervotes:		16		16	
Overvotes:		0		0	
Unresolved write-in votes:		0		0	

Advisory Vote No. 23

Choice	Party	Absentee Voting		Total	
Repealed		120	51.06%	120	51.06%
Maintained		115	48.94%	115	48.94%
Cast Votes:		235	100.00%	235	100.00%
Undervotes:		6		6	
Overvotes:		1		1	
Unresolved write-in votes:		0		0	

Advisory Vote No. 24

Choice	Party	Absentee Voting		Total	
Repealed		196	85.22%	196	85.22%
Maintained		34	14.78%	34	14.78%
Cast Votes:		230	100.00%	230	100.00%
Undervotes:		12		12	
Overvotes:		0		0	
Unresolved write-in votes:		0		0	

Advisory Vote No. 25

Choice	Party	Absentee Voting		Total	
Repealed		186	80.87%	186	80.87%
Maintained		44	19.13%	44	19.13%
Cast Votes:		230	100.00%	230	100.00%
Undervotes:		12		12	
Overvotes:		0		0	
Unresolved write-in votes:		0		0	

Precinct Results Report

General Election 2019

Run Time 1:10 PM

Run Date 11/26/2019

Douglas County

General Election

11/5/2019

Page 217

Official Results**Registered Voters**

10629 of 22711 = 46.80%

Precincts Reporting

0 of 47 = 0.00%

215

242 of 631 registered voters = 38.35%

Advisory Vote No. 26

Choice	Party	Absentee Voting		Total	
Repealed		179	78.85%	179	78.85%
Maintained		48	21.15%	48	21.15%
Cast Votes:		227	100.00%	227	100.00%
Undervotes:		15		15	
Overvotes:		0		0	
Unresolved write-in votes:		0		0	

Advisory Vote No. 27

Choice	Party	Absentee Voting		Total	
Repealed		197	84.55%	197	84.55%
Maintained		36	15.45%	36	15.45%
Cast Votes:		233	100.00%	233	100.00%
Undervotes:		9		9	
Overvotes:		0		0	
Unresolved write-in votes:		0		0	

Advisory Vote No. 28

Choice	Party	Absentee Voting		Total	
Repealed		139	60.96%	139	60.96%
Maintained		89	39.04%	89	39.04%
Cast Votes:		228	100.00%	228	100.00%
Undervotes:		14		14	
Overvotes:		0		0	
Unresolved write-in votes:		0		0	

Advisory Vote No. 29

Choice	Party	Absentee Voting		Total	
Repealed		197	85.28%	197	85.28%
Maintained		34	14.72%	34	14.72%
Cast Votes:		231	100.00%	231	100.00%
Undervotes:		11		11	
Overvotes:		0		0	
Unresolved write-in votes:		0		0	

Precinct Results Report

General Election 2019

Run Time 1:10 PM

Run Date 11/26/2019

Douglas County

General Election

11/5/2019

Page 218

Official Results**Registered Voters**

10629 of 22711 = 46.80%

Precincts Reporting

0 of 47 = 0.00%

215

242 of 631 registered voters = 38.35%

Advisory Vote No. 30

Choice	Party	Absentee Voting		Total	
Repealed		179	77.49%	179	77.49%
Maintained		52	22.51%	52	22.51%
Cast Votes:		231	100.00%	231	100.00%
Undervotes:		11		11	
Overvotes:		0		0	
Unresolved write-in votes:		0		0	

Advisory Vote No. 31

Choice	Party	Absentee Voting		Total	
Repealed		139	62.33%	139	62.33%
Maintained		84	37.67%	84	37.67%
Cast Votes:		223	100.00%	223	100.00%
Undervotes:		18		18	
Overvotes:		1		1	
Unresolved write-in votes:		0		0	

Senate Joint Resolution No.8200

Choice	Party	Absentee Voting		Total	
Approved		118	51.30%	118	51.30%
Rejected		112	48.70%	112	48.70%
Cast Votes:		230	100.00%	230	100.00%
Undervotes:		12		12	
Overvotes:		0		0	
Unresolved write-in votes:		0		0	

Superior Court Judge Judge Position 1

Choice	Party	Absentee Voting		Total	
Brian C. Huber		156	100.00%	156	100.00%
Cast Votes:		156	100.00%	156	100.00%
Undervotes:		85		85	
Overvotes:		0		0	
Unresolved write-in votes:		1		1	

Precinct Results Report

General Election 2019

Run Time 1:10 PM

Run Date 11/26/2019

Douglas County

General Election

11/5/2019

Page 219

Official Results**Registered Voters**

10629 of 22711 = 46.80%

Precincts Reporting

0 of 47 = 0.00%

215

242 of 631 registered voters = 38.35%

Port Countywide Commissioner District 1

Choice	Party	Absentee Voting		Total	
Jim Huffman		164	100.00%	164	100.00%
	Cast Votes:	164	100.00%	164	100.00%
	Undervotes:	78		78	
	Overvotes:	0		0	
	Unresolved write-in votes:	0		0	

Eastmont Metro Parks and Recreation Commissioner #1 - Short/Full Term

Choice	Party	Absentee Voting		Total	
Deborah (Deb) Miller		162	100.00%	162	100.00%
	Cast Votes:	162	100.00%	162	100.00%
	Undervotes:	80		80	
	Overvotes:	0		0	
	Unresolved write-in votes:	0		0	

Eastmont Metro Parks and Recreation Commissioner #2

Choice	Party	Absentee Voting		Total	
Marc A. Marquis		162	100.00%	162	100.00%
	Cast Votes:	162	100.00%	162	100.00%
	Undervotes:	80		80	
	Overvotes:	0		0	
	Unresolved write-in votes:	0		0	

East Wenatchee Water Water Commissioner #3

Choice	Party	Absentee Voting		Total	
Jeff Johnson		100	50.00%	100	50.00%
Terry Barnes		100	50.00%	100	50.00%
	Cast Votes:	200	100.00%	200	100.00%
	Undervotes:	42		42	
	Overvotes:	0		0	
	Unresolved write-in votes:	0		0	

Precinct Results Report

General Election 2019

Run Time 1:10 PM

Run Date 11/26/2019

Douglas County

General Election

11/5/2019

Page 220

Official Results

Registered Voters

10629 of 22711 = 46.80%

Precincts Reporting

0 of 47 = 0.00%

215

242 of 631 registered voters = 38.35%

Eastmont School District 206 Director 1

Choice	Party	Absentee Voting		Total	
Cindy Wright		128	63.37%	128	63.37%
Sasha Sleiman		74	36.63%	74	36.63%
	Cast Votes:	202	100.00%	202	100.00%
	Undervotes:	40		40	
	Overvotes:	0		0	
	Unresolved write-in votes:	0		0	

Eastmont School District 206 Director 2

Choice	Party	Absentee Voting		Total	
Whitney Smith		142	71.72%	142	71.72%
Nathan Medeiros		56	28.28%	56	28.28%
	Cast Votes:	198	100.00%	198	100.00%
	Undervotes:	44		44	
	Overvotes:	0		0	
	Unresolved write-in votes:	0		0	

Eastmont School District 206 Director 5 At Large

Choice	Party	Absentee Voting		Total	
Meaghan Vibbert		109	53.43%	109	53.43%
Lyle McClune		95	46.57%	95	46.57%
	Cast Votes:	204	100.00%	204	100.00%
	Undervotes:	38		38	
	Overvotes:	0		0	
	Unresolved write-in votes:	0		0	

City of East Wenatchee Mayor

Choice	Party	Absentee Voting		Total	
Jerrilea Crawford		90	42.06%	90	42.06%
Timothy J "Tim" Detering		124	57.94%	124	57.94%
	Cast Votes:	214	100.00%	214	100.00%
	Undervotes:	28		28	
	Overvotes:	0		0	
	Unresolved write-in votes:	0		0	

Precinct Results Report

General Election 2019

Run Time 1:10 PM

Run Date 11/26/2019

Douglas County

General Election

11/5/2019

Page 221

Official Results**Registered Voters**

10629 of 22711 = 46.80%

Precincts Reporting

0 of 47 = 0.00%

215

242 of 631 registered voters = 38.35%

City of East Wenatchee Council Position 1

Choice	Party	Absentee Voting		Total	
John D. Sterk		162	100.00%	162	100.00%
	Cast Votes:	162	100.00%	162	100.00%
	Undervotes:	79		79	
	Overvotes:	0		0	
	Unresolved write-in votes:	1		1	

City of East Wenatchee Council Position 2

Choice	Party	Absentee Voting		Total	
Harry Raab		156	100.00%	156	100.00%
	Cast Votes:	156	100.00%	156	100.00%
	Undervotes:	86		86	
	Overvotes:	0		0	
	Unresolved write-in votes:	0		0	

City of East Wenatchee Council Position 5 - Short/Full Term

Choice	Party	Absentee Voting		Total	
Shayne L. Magdoff		156	100.00%	156	100.00%
	Cast Votes:	156	100.00%	156	100.00%
	Undervotes:	86		86	
	Overvotes:	0		0	
	Unresolved write-in votes:	0		0	

City of East Wenatchee Council Position 6

Choice	Party	Absentee Voting		Total	
Marl Kane		72	39.13%	72	39.13%
Christine Johnson		112	60.87%	112	60.87%
	Cast Votes:	184	100.00%	184	100.00%
	Undervotes:	57		57	
	Overvotes:	0		0	
	Unresolved write-in votes:	1		1	

Precinct Results Report

General Election 2019

Run Time 1:10 PM

Run Date 11/26/2019

Douglas County

General Election

11/5/2019

Page 222

Official Results**Registered Voters**

10629 of 22711 = 46.80%

Precincts Reporting

0 of 47 = 0.00%

215

242 of 631 registered voters = 38.35%

Fire District #2 Commissioner #3

Choice	Party	Absentee Voting		Total	
Dave Fennell		110	57.89%	110	57.89%
Bob Black		80	42.11%	80	42.11%
	Cast Votes:	190	100.00%	190	100.00%
	Undervotes:	52		52	
	Overvotes:	0		0	
	Unresolved write-in votes:	0		0	

Sewer District #1 Sewer Commissioner #2 - Short/Full Term

Choice	Party	Absentee Voting		Total	
Steve Lacy		81	38.76%	81	38.76%
Greg Peterson		128	61.24%	128	61.24%
	Cast Votes:	209	100.00%	209	100.00%
	Undervotes:	32		32	
	Overvotes:	1		1	
	Unresolved write-in votes:	0		0	

Precinct Results Report

General Election 2019

Run Time 1:10 PM
Run Date 11/26/2019**Douglas County**

General Election

11/5/2019

Page 223

Official Results**Registered Voters**
10629 of 22711 = 46.80%**Precincts Reporting**
0 of 47 = 0.00%**301**

458 of 973 registered voters = 47.07%

Referendum Measure No. 88

Choice	Party	Absentee Voting		Total	
Approved		91	22.81%	91	22.81%
Rejected		308	77.19%	308	77.19%
	Cast Votes:	399	100.00%	399	100.00%
	Undervotes:	59		59	
	Overvotes:	0		0	
	Unresolved write-in votes:	0		0	

Initiative Measure No. 976

Choice	Party	Absentee Voting		Total	
Yes		314	69.78%	314	69.78%
No		136	30.22%	136	30.22%
	Cast Votes:	450	100.00%	450	100.00%
	Undervotes:	7		7	
	Overvotes:	1		1	
	Unresolved write-in votes:	0		0	

Advisory Vote No. 20

Choice	Party	Absentee Voting		Total	
Repealed		360	84.11%	360	84.11%
Maintained		68	15.89%	68	15.89%
	Cast Votes:	428	100.00%	428	100.00%
	Undervotes:	29		29	
	Overvotes:	1		1	
	Unresolved write-in votes:	0		0	

Advisory Vote No. 21

Choice	Party	Absentee Voting		Total	
Repealed		331	76.80%	331	76.80%
Maintained		100	23.20%	100	23.20%
	Cast Votes:	431	100.00%	431	100.00%
	Undervotes:	27		27	
	Overvotes:	0		0	
	Unresolved write-in votes:	0		0	

Precinct Results Report

General Election 2019

Run Time 1:10 PM

Run Date 11/26/2019

Douglas County

General Election

11/5/2019

Page 224

Official Results**Registered Voters**

10629 of 22711 = 46.80%

Precincts Reporting

0 of 47 = 0.00%

301

458 of 973 registered voters = 47.07%

Advisory Vote No. 22

Choice	Party	Absentee Voting		Total	
Repealed		343	81.09%	343	81.09%
Maintained		80	18.91%	80	18.91%
Cast Votes:		423	100.00%	423	100.00%
Undervotes:		33		33	
Overvotes:		2		2	
Unresolved write-in votes:		0		0	

Advisory Vote No. 23

Choice	Party	Absentee Voting		Total	
Repealed		207	47.92%	207	47.92%
Maintained		225	52.08%	225	52.08%
Cast Votes:		432	100.00%	432	100.00%
Undervotes:		26		26	
Overvotes:		0		0	
Unresolved write-in votes:		0		0	

Advisory Vote No. 24

Choice	Party	Absentee Voting		Total	
Repealed		352	82.44%	352	82.44%
Maintained		75	17.56%	75	17.56%
Cast Votes:		427	100.00%	427	100.00%
Undervotes:		31		31	
Overvotes:		0		0	
Unresolved write-in votes:		0		0	

Advisory Vote No. 25

Choice	Party	Absentee Voting		Total	
Repealed		343	80.52%	343	80.52%
Maintained		83	19.48%	83	19.48%
Cast Votes:		426	100.00%	426	100.00%
Undervotes:		32		32	
Overvotes:		0		0	
Unresolved write-in votes:		0		0	

Precinct Results Report

General Election 2019

Run Time 1:10 PM

Run Date 11/26/2019

Douglas County

General Election

11/5/2019

Page 225

Official Results**Registered Voters**

10629 of 22711 = 46.80%

Precincts Reporting

0 of 47 = 0.00%

301

458 of 973 registered voters = 47.07%

Advisory Vote No. 26

Choice	Party	Absentee Voting		Total	
Repealed		324	75.88%	324	75.88%
Maintained		103	24.12%	103	24.12%
Cast Votes:		427	100.00%	427	100.00%
Undervotes:		31		31	
Overvotes:		0		0	
Unresolved write-in votes:		0		0	

Advisory Vote No. 27

Choice	Party	Absentee Voting		Total	
Repealed		367	85.15%	367	85.15%
Maintained		64	14.85%	64	14.85%
Cast Votes:		431	100.00%	431	100.00%
Undervotes:		26		26	
Overvotes:		1		1	
Unresolved write-in votes:		0		0	

Advisory Vote No. 28

Choice	Party	Absentee Voting		Total	
Repealed		257	60.76%	257	60.76%
Maintained		166	39.24%	166	39.24%
Cast Votes:		423	100.00%	423	100.00%
Undervotes:		35		35	
Overvotes:		0		0	
Unresolved write-in votes:		0		0	

Advisory Vote No. 29

Choice	Party	Absentee Voting		Total	
Repealed		377	87.47%	377	87.47%
Maintained		54	12.53%	54	12.53%
Cast Votes:		431	100.00%	431	100.00%
Undervotes:		27		27	
Overvotes:		0		0	
Unresolved write-in votes:		0		0	

Precinct Results Report

General Election 2019

Run Time 1:10 PM

Run Date 11/26/2019

Douglas County

General Election

11/5/2019

Page 226

Official Results**Registered Voters**

10629 of 22711 = 46.80%

Precincts Reporting

0 of 47 = 0.00%

301

458 of 973 registered voters = 47.07%

Advisory Vote No. 30

Choice	Party	Absentee Voting		Total	
Repealed		340	79.44%	340	79.44%
Maintained		88	20.56%	88	20.56%
Cast Votes:		428	100.00%	428	100.00%
Undervotes:		29		29	
Overvotes:		1		1	
Unresolved write-in votes:		0		0	

Advisory Vote No. 31

Choice	Party	Absentee Voting		Total	
Repealed		271	63.62%	271	63.62%
Maintained		155	36.38%	155	36.38%
Cast Votes:		426	100.00%	426	100.00%
Undervotes:		32		32	
Overvotes:		0		0	
Unresolved write-in votes:		0		0	

Senate Joint Resolution No.8200

Choice	Party	Absentee Voting		Total	
Approved		211	48.39%	211	48.39%
Rejected		225	51.61%	225	51.61%
Cast Votes:		436	100.00%	436	100.00%
Undervotes:		20		20	
Overvotes:		2		2	
Unresolved write-in votes:		0		0	

Superior Court Judge Judge Position 1

Choice	Party	Absentee Voting		Total	
Brian C. Huber		300	100.00%	300	100.00%
Cast Votes:		300	100.00%	300	100.00%
Undervotes:		146		146	
Overvotes:		0		0	
Unresolved write-in votes:		12		12	

Precinct Results Report

General Election 2019

Run Time 1:10 PM

Run Date 11/26/2019

Douglas County

General Election

11/5/2019

Page 227

Official Results

Registered Voters

10629 of 22711 = 46.80%

Precincts Reporting

0 of 47 = 0.00%

301

458 of 973 registered voters = 47.07%

Port Countywide Commissioner District 1

Choice	Party	Absentee Voting		Total	
Jim Huffman		310	100.00%	310	100.00%
	Cast Votes:	310	100.00%	310	100.00%
	Undervotes:	139		139	
	Overvotes:	0		0	
	Unresolved write-in votes:	9		9	

Eastmont Metro Parks and Recreation Commissioner #1 - Short/Full Term

Choice	Party	Absentee Voting		Total	
Deborah (Deb) Miller		297	100.00%	297	100.00%
	Cast Votes:	297	100.00%	297	100.00%
	Undervotes:	156		156	
	Overvotes:	0		0	
	Unresolved write-in votes:	5		5	

Eastmont Metro Parks and Recreation Commissioner #2

Choice	Party	Absentee Voting		Total	
Marc A. Marquis		290	100.00%	290	100.00%
	Cast Votes:	290	100.00%	290	100.00%
	Undervotes:	161		161	
	Overvotes:	0		0	
	Unresolved write-in votes:	7		7	

East Wenatchee Water Water Commissioner #3

Choice	Party	Absentee Voting		Total	
Jeff Johnson		180	50.99%	180	50.99%
Terry Barnes		173	49.01%	173	49.01%
	Cast Votes:	353	100.00%	353	100.00%
	Undervotes:	100		100	
	Overvotes:	0		0	
	Unresolved write-in votes:	3		3	

Precinct Results Report

General Election 2019

Run Time 1:10 PM

Run Date 11/26/2019

Douglas County

General Election

11/5/2019

Page 228

Official Results**Registered Voters**

10629 of 22711 = 46.80%

Precincts Reporting

0 of 47 = 0.00%

301

458 of 973 registered voters = 47.07%

Eastmont School District 206 Director 1

Choice	Party	Absentee Voting		Total	
Cindy Wright		206	60.77%	206	60.77%
Sasha Sleiman		133	39.23%	133	39.23%
Cast Votes:		339	100.00%	339	100.00%
Undervotes:		115		115	
Overvotes:		1		1	
Unresolved write-in votes:		3		3	

Eastmont School District 206 Director 2

Choice	Party	Absentee Voting		Total	
Whitney Smith		224	65.12%	224	65.12%
Nathan Medeiros		120	34.88%	120	34.88%
Cast Votes:		344	100.00%	344	100.00%
Undervotes:		111		111	
Overvotes:		0		0	
Unresolved write-in votes:		3		3	

Eastmont School District 206 Director 5 At Large

Choice	Party	Absentee Voting		Total	
Meaghan Vibbert		200	55.25%	200	55.25%
Lyle McClune		162	44.75%	162	44.75%
Cast Votes:		362	100.00%	362	100.00%
Undervotes:		93		93	
Overvotes:		0		0	
Unresolved write-in votes:		3		3	

Fire District #2 Commissioner #3

Choice	Party	Absentee Voting		Total	
Dave Fennell		199	60.30%	199	60.30%
Bob Black		131	39.70%	131	39.70%
Cast Votes:		330	100.00%	330	100.00%
Undervotes:		122		122	
Overvotes:		1		1	
Unresolved write-in votes:		5		5	

Precinct Results Report

General Election 2019

Run Time 1:10 PM

Run Date 11/26/2019

Douglas County

General Election

11/5/2019

Page 229

Official Results

Registered Voters

10629 of 22711 = 46.80%

Precincts Reporting

0 of 47 = 0.00%

301

458 of 973 registered voters = 47.07%

Sewer District #1 Sewer Commissioner #2 - Short/Full Term

Choice	Party	Absentee Voting		Total	
Steve Lacy		113	29.20%	113	29.20%
Greg Peterson		274	70.80%	274	70.80%
	Cast Votes:	387	100.00%	387	100.00%
	Undervotes:	65		65	
	Overvotes:	1		1	
	Unresolved write-in votes:	3		3	

Precinct Results Report

General Election 2019

Run Time 1:10 PM

Run Date 11/26/2019

Douglas County

General Election

11/5/2019

Page 230

Official Results**Registered Voters**

10629 of 22711 = 46.80%

Precincts Reporting

0 of 47 = 0.00%

302

366 of 538 registered voters = 68.03%

Referendum Measure No. 88

Choice	Party	Absentee Voting		Total	
Approved		104	32.91%	104	32.91%
Rejected		212	67.09%	212	67.09%
	Cast Votes:	316	100.00%	316	100.00%
	Undervotes:	50		50	
	Overvotes:	0		0	
	Unresolved write-in votes:	0		0	

Initiative Measure No. 976

Choice	Party	Absentee Voting		Total	
Yes		197	54.57%	197	54.57%
No		164	45.43%	164	45.43%
	Cast Votes:	361	100.00%	361	100.00%
	Undervotes:	2		2	
	Overvotes:	3		3	
	Unresolved write-in votes:	0		0	

Advisory Vote No. 20

Choice	Party	Absentee Voting		Total	
Repealed		265	77.94%	265	77.94%
Maintained		75	22.06%	75	22.06%
	Cast Votes:	340	100.00%	340	100.00%
	Undervotes:	24		24	
	Overvotes:	2		2	
	Unresolved write-in votes:	0		0	

Advisory Vote No. 21

Choice	Party	Absentee Voting		Total	
Repealed		221	64.81%	221	64.81%
Maintained		120	35.19%	120	35.19%
	Cast Votes:	341	100.00%	341	100.00%
	Undervotes:	24		24	
	Overvotes:	1		1	
	Unresolved write-in votes:	0		0	

Precinct Results Report

General Election 2019

Run Time 1:10 PM

Run Date 11/26/2019

Douglas County

General Election

11/5/2019

Page 231

Official Results**Registered Voters**

10629 of 22711 = 46.80%

Precincts Reporting

0 of 47 = 0.00%

302

366 of 538 registered voters = 68.03%

Advisory Vote No. 22

Choice	Party	Absentee Voting		Total	
Repealed		241	71.30%	241	71.30%
Maintained		97	28.70%	97	28.70%
Cast Votes:		338	100.00%	338	100.00%
Undervotes:		27		27	
Overvotes:		1		1	
Unresolved write-in votes:		0		0	

Advisory Vote No. 23

Choice	Party	Absentee Voting		Total	
Repealed		126	35.69%	126	35.69%
Maintained		227	64.31%	227	64.31%
Cast Votes:		353	100.00%	353	100.00%
Undervotes:		13		13	
Overvotes:		0		0	
Unresolved write-in votes:		0		0	

Advisory Vote No. 24

Choice	Party	Absentee Voting		Total	
Repealed		266	78.47%	266	78.47%
Maintained		73	21.53%	73	21.53%
Cast Votes:		339	100.00%	339	100.00%
Undervotes:		27		27	
Overvotes:		0		0	
Unresolved write-in votes:		0		0	

Advisory Vote No. 25

Choice	Party	Absentee Voting		Total	
Repealed		242	72.02%	242	72.02%
Maintained		94	27.98%	94	27.98%
Cast Votes:		336	100.00%	336	100.00%
Undervotes:		30		30	
Overvotes:		0		0	
Unresolved write-in votes:		0		0	

Precinct Results Report

General Election 2019

Run Time 1:10 PM

Run Date 11/26/2019

Douglas County

General Election

11/5/2019

Page 232

Official Results**Registered Voters**

10629 of 22711 = 46.80%

Precincts Reporting

0 of 47 = 0.00%

302

366 of 538 registered voters = 68.03%

Advisory Vote No. 26

Choice	Party	Absentee Voting		Total	
Repealed		213	63.58%	213	63.58%
Maintained		122	36.42%	122	36.42%
Cast Votes:		335	100.00%	335	100.00%
Undervotes:		31		31	
Overvotes:		0		0	
Unresolved write-in votes:		0		0	

Advisory Vote No. 27

Choice	Party	Absentee Voting		Total	
Repealed		260	77.38%	260	77.38%
Maintained		76	22.62%	76	22.62%
Cast Votes:		336	100.00%	336	100.00%
Undervotes:		30		30	
Overvotes:		0		0	
Unresolved write-in votes:		0		0	

Advisory Vote No. 28

Choice	Party	Absentee Voting		Total	
Repealed		191	56.85%	191	56.85%
Maintained		145	43.15%	145	43.15%
Cast Votes:		336	100.00%	336	100.00%
Undervotes:		29		29	
Overvotes:		1		1	
Unresolved write-in votes:		0		0	

Advisory Vote No. 29

Choice	Party	Absentee Voting		Total	
Repealed		269	79.35%	269	79.35%
Maintained		70	20.65%	70	20.65%
Cast Votes:		339	100.00%	339	100.00%
Undervotes:		26		26	
Overvotes:		1		1	
Unresolved write-in votes:		0		0	

Precinct Results Report

General Election 2019

Run Time 1:10 PM

Run Date 11/26/2019

Douglas County

General Election

11/5/2019

Page 233

Official Results**Registered Voters**

10629 of 22711 = 46.80%

Precincts Reporting

0 of 47 = 0.00%

302

366 of 538 registered voters = 68.03%

Advisory Vote No. 30

Choice	Party	Absentee Voting		Total	
Repealed		237	71.17%	237	71.17%
Maintained		96	28.83%	96	28.83%
Cast Votes:		333	100.00%	333	100.00%
Undervotes:		32		32	
Overvotes:		1		1	
Unresolved write-in votes:		0		0	

Advisory Vote No. 31

Choice	Party	Absentee Voting		Total	
Repealed		181	54.19%	181	54.19%
Maintained		153	45.81%	153	45.81%
Cast Votes:		334	100.00%	334	100.00%
Undervotes:		30		30	
Overvotes:		2		2	
Unresolved write-in votes:		0		0	

Senate Joint Resolution No.8200

Choice	Party	Absentee Voting		Total	
Approved		203	57.51%	203	57.51%
Rejected		150	42.49%	150	42.49%
Cast Votes:		353	100.00%	353	100.00%
Undervotes:		13		13	
Overvotes:		0		0	
Unresolved write-in votes:		0		0	

Superior Court Judge Judge Position 1

Choice	Party	Absentee Voting		Total	
Brian C. Huber		260	100.00%	260	100.00%
Cast Votes:		260	100.00%	260	100.00%
Undervotes:		104		104	
Overvotes:		0		0	
Unresolved write-in votes:		2		2	

Precinct Results Report

General Election 2019

Run Time 1:10 PM

Run Date 11/26/2019

Douglas County

General Election

11/5/2019

Page 234

Official Results**Registered Voters**

10629 of 22711 = 46.80%

Precincts Reporting

0 of 47 = 0.00%

302

366 of 538 registered voters = 68.03%

Port Countywide Commissioner District 1

Choice	Party	Absentee Voting		Total	
Jim Huffman		265	100.00%	265	100.00%
	Cast Votes:	265	100.00%	265	100.00%
	Undervotes:	101		101	
	Overvotes:	0		0	
	Unresolved write-in votes:	0		0	

Eastmont Metro Parks and Recreation Commissioner #1 - Short/Full Term

Choice	Party	Absentee Voting		Total	
Deborah (Deb) Miller		254	100.00%	254	100.00%
	Cast Votes:	254	100.00%	254	100.00%
	Undervotes:	112		112	
	Overvotes:	0		0	
	Unresolved write-in votes:	0		0	

Eastmont Metro Parks and Recreation Commissioner #2

Choice	Party	Absentee Voting		Total	
Marc A. Marquis		256	100.00%	256	100.00%
	Cast Votes:	256	100.00%	256	100.00%
	Undervotes:	110		110	
	Overvotes:	0		0	
	Unresolved write-in votes:	0		0	

East Wenatchee Water Water Commissioner #3

Choice	Party	Absentee Voting		Total	
Jeff Johnson		167	56.61%	167	56.61%
Terry Barnes		128	43.39%	128	43.39%
	Cast Votes:	295	100.00%	295	100.00%
	Undervotes:	71		71	
	Overvotes:	0		0	
	Unresolved write-in votes:	0		0	

Precinct Results Report

General Election 2019

Run Time 1:10 PM

Run Date 11/26/2019

Douglas County

General Election

11/5/2019

Page 235

Official Results

Registered Voters

10629 of 22711 = 46.80%

Precincts Reporting

0 of 47 = 0.00%

302

366 of 538 registered voters = 68.03%

Eastmont School District 206 Director 1

Choice	Party	Absentee Voting		Total	
Cindy Wright		170	55.56%	170	55.56%
Sasha Sleiman		136	44.44%	136	44.44%
Cast Votes:		306	100.00%	306	100.00%
Undervotes:		60		60	
Overvotes:		0		0	
Unresolved write-in votes:		0		0	

Eastmont School District 206 Director 2

Choice	Party	Absentee Voting		Total	
Whitney Smith		206	69.83%	206	69.83%
Nathan Medeiros		89	30.17%	89	30.17%
Cast Votes:		295	100.00%	295	100.00%
Undervotes:		71		71	
Overvotes:		0		0	
Unresolved write-in votes:		0		0	

Eastmont School District 206 Director 5 At Large

Choice	Party	Absentee Voting		Total	
Meaghan Vibbert		203	64.86%	203	64.86%
Lyle McClune		110	35.14%	110	35.14%
Cast Votes:		313	100.00%	313	100.00%
Undervotes:		53		53	
Overvotes:		0		0	
Unresolved write-in votes:		0		0	

City of East Wenatchee Mayor

Choice	Party	Absentee Voting		Total	
Jerrilea Crawford		195	58.73%	195	58.73%
Timothy J "Tim" Detering		137	41.27%	137	41.27%
Cast Votes:		332	100.00%	332	100.00%
Undervotes:		33		33	
Overvotes:		0		0	
Unresolved write-in votes:		1		1	

Precinct Results Report

General Election 2019

Run Time 1:10 PM

Run Date 11/26/2019

Douglas County

General Election

11/5/2019

Page 236

Official Results

Registered Voters

10629 of 22711 = 46.80%

Precincts Reporting

0 of 47 = 0.00%

302

366 of 538 registered voters = 68.03%

City of East Wenatchee Council Position 1

Choice	Party	Absentee Voting		Total	
John D. Sterk		248	100.00%	248	100.00%
	Cast Votes:	248	100.00%	248	100.00%
	Undervotes:	116		116	
	Overvotes:	0		0	
	Unresolved write-in votes:	2		2	

City of East Wenatchee Council Position 2

Choice	Party	Absentee Voting		Total	
Harry Raab		247	100.00%	247	100.00%
	Cast Votes:	247	100.00%	247	100.00%
	Undervotes:	119		119	
	Overvotes:	0		0	
	Unresolved write-in votes:	0		0	

City of East Wenatchee Council Position 5 - Short/Full Term

Choice	Party	Absentee Voting		Total	
Shayne L. Magdoff		244	100.00%	244	100.00%
	Cast Votes:	244	100.00%	244	100.00%
	Undervotes:	122		122	
	Overvotes:	0		0	
	Unresolved write-in votes:	0		0	

City of East Wenatchee Council Position 6

Choice	Party	Absentee Voting		Total	
Marl Kane		113	38.70%	113	38.70%
Christine Johnson		179	61.30%	179	61.30%
	Cast Votes:	292	100.00%	292	100.00%
	Undervotes:	74		74	
	Overvotes:	0		0	
	Unresolved write-in votes:	0		0	

Precinct Results Report

General Election 2019

Run Time 1:10 PM

Run Date 11/26/2019

Douglas County

General Election

11/5/2019

Page 237

Official Results

Registered Voters

10629 of 22711 = 46.80%

Precincts Reporting

0 of 47 = 0.00%

302

366 of 538 registered voters = 68.03%

Fire District #2 Commissioner #3

Choice	Party	Absentee Voting		Total	
Dave Fennell		135	51.14%	135	51.14%
Bob Black		129	48.86%	129	48.86%
Cast Votes:		264	100.00%	264	100.00%
Undervotes:		102		102	
Overvotes:		0		0	
Unresolved write-in votes:		0		0	

Sewer District #1 Sewer Commissioner #2 - Short/Full Term

Choice	Party	Absentee Voting		Total	
Steve Lacy		113	34.24%	113	34.24%
Greg Peterson		217	65.76%	217	65.76%
Cast Votes:		330	100.00%	330	100.00%
Undervotes:		33		33	
Overvotes:		3		3	
Unresolved write-in votes:		0		0	

Precinct Results Report

General Election 2019

Run Time 1:10 PM
Run Date 11/26/2019**Douglas County**

General Election

11/5/2019
Page 238**Official Results**Registered Voters
10629 of 22711 = 46.80%
Precincts Reporting
0 of 47 = 0.00%**303**

239 of 531 registered voters = 45.01%

Referendum Measure No. 88

Choice	Party	Absentee Voting		Total	
Approved		81	39.71%	81	39.71%
Rejected		123	60.29%	123	60.29%
	Cast Votes:	204	100.00%	204	100.00%
	Undervotes:	34		34	
	Overvotes:	1		1	
	Unresolved write-in votes:	0		0	

Initiative Measure No. 976

Choice	Party	Absentee Voting		Total	
Yes		166	73.13%	166	73.13%
No		61	26.87%	61	26.87%
	Cast Votes:	227	100.00%	227	100.00%
	Undervotes:	11		11	
	Overvotes:	1		1	
	Unresolved write-in votes:	0		0	

Advisory Vote No. 20

Choice	Party	Absentee Voting		Total	
Repealed		177	80.82%	177	80.82%
Maintained		42	19.18%	42	19.18%
	Cast Votes:	219	100.00%	219	100.00%
	Undervotes:	19		19	
	Overvotes:	1		1	
	Unresolved write-in votes:	0		0	

Advisory Vote No. 21

Choice	Party	Absentee Voting		Total	
Repealed		171	78.08%	171	78.08%
Maintained		48	21.92%	48	21.92%
	Cast Votes:	219	100.00%	219	100.00%
	Undervotes:	19		19	
	Overvotes:	1		1	
	Unresolved write-in votes:	0		0	

Precinct Results Report

General Election 2019

Run Time 1:10 PM

Run Date 11/26/2019

Douglas County

General Election

11/5/2019

Page 239

Official Results**Registered Voters**

10629 of 22711 = 46.80%

Precincts Reporting

0 of 47 = 0.00%

303

239 of 531 registered voters = 45.01%

Advisory Vote No. 22

Choice	Party	Absentee Voting		Total	
Repealed		174	79.45%	174	79.45%
Maintained		45	20.55%	45	20.55%
Cast Votes:		219	100.00%	219	100.00%
Undervotes:		20		20	
Overvotes:		0		0	
Unresolved write-in votes:		0		0	

Advisory Vote No. 23

Choice	Party	Absentee Voting		Total	
Repealed		115	51.80%	115	51.80%
Maintained		107	48.20%	107	48.20%
Cast Votes:		222	100.00%	222	100.00%
Undervotes:		17		17	
Overvotes:		0		0	
Unresolved write-in votes:		0		0	

Advisory Vote No. 24

Choice	Party	Absentee Voting		Total	
Repealed		176	81.86%	176	81.86%
Maintained		39	18.14%	39	18.14%
Cast Votes:		215	100.00%	215	100.00%
Undervotes:		24		24	
Overvotes:		0		0	
Unresolved write-in votes:		0		0	

Advisory Vote No. 25

Choice	Party	Absentee Voting		Total	
Repealed		167	77.31%	167	77.31%
Maintained		49	22.69%	49	22.69%
Cast Votes:		216	100.00%	216	100.00%
Undervotes:		23		23	
Overvotes:		0		0	
Unresolved write-in votes:		0		0	

Precinct Results Report

General Election 2019

Run Time 1:10 PM

Run Date 11/26/2019

Douglas County

General Election

11/5/2019

Page 240

Official Results**Registered Voters**

10629 of 22711 = 46.80%

Precincts Reporting

0 of 47 = 0.00%

303

239 of 531 registered voters = 45.01%

Advisory Vote No. 26

Choice	Party	Absentee Voting		Total	
Repealed		169	77.88%	169	77.88%
Maintained		48	22.12%	48	22.12%
Cast Votes:		217	100.00%	217	100.00%
Undervotes:		22		22	
Overvotes:		0		0	
Unresolved write-in votes:		0		0	

Advisory Vote No. 27

Choice	Party	Absentee Voting		Total	
Repealed		183	83.18%	183	83.18%
Maintained		37	16.82%	37	16.82%
Cast Votes:		220	100.00%	220	100.00%
Undervotes:		18		18	
Overvotes:		1		1	
Unresolved write-in votes:		0		0	

Advisory Vote No. 28

Choice	Party	Absentee Voting		Total	
Repealed		149	69.95%	149	69.95%
Maintained		64	30.05%	64	30.05%
Cast Votes:		213	100.00%	213	100.00%
Undervotes:		26		26	
Overvotes:		0		0	
Unresolved write-in votes:		0		0	

Advisory Vote No. 29

Choice	Party	Absentee Voting		Total	
Repealed		185	84.86%	185	84.86%
Maintained		33	15.14%	33	15.14%
Cast Votes:		218	100.00%	218	100.00%
Undervotes:		21		21	
Overvotes:		0		0	
Unresolved write-in votes:		0		0	

Precinct Results Report

General Election 2019

Run Time 1:10 PM

Run Date 11/26/2019

Douglas County

General Election

11/5/2019

Page 241

Official Results**Registered Voters**

10629 of 22711 = 46.80%

Precincts Reporting

0 of 47 = 0.00%

303

239 of 531 registered voters = 45.01%

Advisory Vote No. 30

Choice	Party	Absentee Voting		Total	
Repealed		149	69.30%	149	69.30%
Maintained		66	30.70%	66	30.70%
Cast Votes:		215	100.00%	215	100.00%
Undervotes:		24		24	
Overvotes:		0		0	
Unresolved write-in votes:		0		0	

Advisory Vote No. 31

Choice	Party	Absentee Voting		Total	
Repealed		125	58.14%	125	58.14%
Maintained		90	41.86%	90	41.86%
Cast Votes:		215	100.00%	215	100.00%
Undervotes:		24		24	
Overvotes:		0		0	
Unresolved write-in votes:		0		0	

Senate Joint Resolution No.8200

Choice	Party	Absentee Voting		Total	
Approved		122	56.22%	122	56.22%
Rejected		95	43.78%	95	43.78%
Cast Votes:		217	100.00%	217	100.00%
Undervotes:		22		22	
Overvotes:		0		0	
Unresolved write-in votes:		0		0	

Superior Court Judge Judge Position 1

Choice	Party	Absentee Voting		Total	
Brian C. Huber		161	100.00%	161	100.00%
Cast Votes:		161	100.00%	161	100.00%
Undervotes:		78		78	
Overvotes:		0		0	
Unresolved write-in votes:		0		0	

Precinct Results Report

General Election 2019

Run Time 1:10 PM

Run Date 11/26/2019

Douglas County

General Election

11/5/2019

Page 242

Official Results**Registered Voters**

10629 of 22711 = 46.80%

Precincts Reporting

0 of 47 = 0.00%

303

239 of 531 registered voters = 45.01%

Port Countywide Commissioner District 1

Choice	Party	Absentee Voting		Total	
Jim Huffman		161	100.00%	161	100.00%
	Cast Votes:	161	100.00%	161	100.00%
	Undervotes:	76		76	
	Overvotes:	0		0	
	Unresolved write-in votes:	2		2	

Hospital District #1 Commissioner Position 2 At Large

Choice	Party	Absentee Voting		Total	
Leslie McNamara		155	100.00%	155	100.00%
	Cast Votes:	155	100.00%	155	100.00%
	Undervotes:	81		81	
	Overvotes:	0		0	
	Unresolved write-in votes:	3		3	

Hospital District #1 Commissioner Position 3 At Large

Choice	Party	Absentee Voting		Total	
Michael Pruett		154	100.00%	154	100.00%
	Cast Votes:	154	100.00%	154	100.00%
	Undervotes:	82		82	
	Overvotes:	0		0	
	Unresolved write-in votes:	3		3	

Hospital District #1 Commissioner Position 4 At Large

Choice	Party	Absentee Voting		Total	
Cherryl (Cherri) Thomas		154	100.00%	154	100.00%
	Cast Votes:	154	100.00%	154	100.00%
	Undervotes:	83		83	
	Overvotes:	0		0	
	Unresolved write-in votes:	2		2	

Precinct Results Report

General Election 2019

Run Time 1:10 PM

Run Date 11/26/2019

Douglas County

General Election

11/5/2019

Page 243

Official Results**Registered Voters**

10629 of 22711 = 46.80%

Precincts Reporting

0 of 47 = 0.00%

303

239 of 531 registered voters = 45.01%

Bridgeport School District 75 Director 1

Choice	Party	Absentee Voting		Total	
Bennie Polvos		164	100.00%	164	100.00%
	Cast Votes:	164	100.00%	164	100.00%
	Undervotes:	66		66	
	Overvotes:	0		0	
	Unresolved write-in votes:	9		9	

Bridgeport School District 75 Director 3

Choice	Party	Absentee Voting		Total	
Matt West		167	100.00%	167	100.00%
	Cast Votes:	167	100.00%	167	100.00%
	Undervotes:	68		68	
	Overvotes:	1		1	
	Unresolved write-in votes:	3		3	

Bridgeport School District 75 Director 4

Choice	Party	Absentee Voting		Total	
Wayne van Zwoll		171	100.00%	171	100.00%
	Cast Votes:	171	100.00%	171	100.00%
	Undervotes:	67		67	
	Overvotes:	0		0	
	Unresolved write-in votes:	1		1	

City of Bridgeport Mayor

Choice	Party	Absentee Voting		Total	
Esiquio (Zeke) Martinez		114	49.35%	114	49.35%
Janet Conklin		117	50.65%	117	50.65%
	Cast Votes:	231	100.00%	231	100.00%
	Undervotes:	8		8	
	Overvotes:	0		0	
	Unresolved write-in votes:	0		0	

Precinct Results Report

General Election 2019

Run Time 1:10 PM

Run Date 11/26/2019

Douglas County

General Election

11/5/2019

Page 244

Official Results

Registered Voters

10629 of 22711 = 46.80%

Precincts Reporting

0 of 47 = 0.00%

303

239 of 531 registered voters = 45.01%

City of Bridgeport Council Position 2 - 2 Year Unexpired Term

Choice	Party	Absentee Voting		Total	
Anthony Jenkins		146	100.00%	146	100.00%
	Cast Votes:	146	100.00%	146	100.00%
	Undervotes:	83		83	
	Overvotes:	0		0	
	Unresolved write-in votes:	10		10	

City of Bridgeport Council Position 4

Choice	Party	Absentee Voting		Total	
Qristian (Q) Solorio		153	100.00%	153	100.00%
	Cast Votes:	153	100.00%	153	100.00%
	Undervotes:	77		77	
	Overvotes:	0		0	
	Unresolved write-in votes:	9		9	

City of Bridgeport Council Position 5

Choice	Party	Absentee Voting		Total	
Sergio Orozco		160	100.00%	160	100.00%
	Cast Votes:	160	100.00%	160	100.00%
	Undervotes:	69		69	
	Overvotes:	0		0	
	Unresolved write-in votes:	10		10	

Precinct Results Report

General Election 2019

Run Time 1:10 PM

Run Date 11/26/2019

Douglas County

General Election

11/5/2019

Page 245

Official Results**Registered Voters**

10629 of 22711 = 46.80%

Precincts Reporting

0 of 47 = 0.00%

304

48 of 99 registered voters = 48.48%

Referendum Measure No. 88

Choice	Party	Absentee Voting		Total	
Approved		14	35.00%	14	35.00%
Rejected		26	65.00%	26	65.00%
	Cast Votes:	40	100.00%	40	100.00%
	Undervotes:	8		8	
	Overvotes:	0		0	
	Unresolved write-in votes:	0		0	

Initiative Measure No. 976

Choice	Party	Absentee Voting		Total	
Yes		34	70.83%	34	70.83%
No		14	29.17%	14	29.17%
	Cast Votes:	48	100.00%	48	100.00%
	Undervotes:	0		0	
	Overvotes:	0		0	
	Unresolved write-in votes:	0		0	

Advisory Vote No. 20

Choice	Party	Absentee Voting		Total	
Repealed		38	82.61%	38	82.61%
Maintained		8	17.39%	8	17.39%
	Cast Votes:	46	100.00%	46	100.00%
	Undervotes:	2		2	
	Overvotes:	0		0	
	Unresolved write-in votes:	0		0	

Advisory Vote No. 21

Choice	Party	Absentee Voting		Total	
Repealed		37	80.43%	37	80.43%
Maintained		9	19.57%	9	19.57%
	Cast Votes:	46	100.00%	46	100.00%
	Undervotes:	2		2	
	Overvotes:	0		0	
	Unresolved write-in votes:	0		0	

Precinct Results Report

General Election 2019

Run Time 1:10 PM

Run Date 11/26/2019

Douglas County

General Election

11/5/2019

Page 246

Official Results**Registered Voters**

10629 of 22711 = 46.80%

Precincts Reporting

0 of 47 = 0.00%

304

48 of 99 registered voters = 48.48%

Advisory Vote No. 22

Choice	Party	Absentee Voting		Total	
Repealed		40	88.89%	40	88.89%
Maintained		5	11.11%	5	11.11%
Cast Votes:		45	100.00%	45	100.00%
Undervotes:		3		3	
Overvotes:		0		0	
Unresolved write-in votes:		0		0	

Advisory Vote No. 23

Choice	Party	Absentee Voting		Total	
Repealed		21	45.65%	21	45.65%
Maintained		25	54.35%	25	54.35%
Cast Votes:		46	100.00%	46	100.00%
Undervotes:		2		2	
Overvotes:		0		0	
Unresolved write-in votes:		0		0	

Advisory Vote No. 24

Choice	Party	Absentee Voting		Total	
Repealed		33	73.33%	33	73.33%
Maintained		12	26.67%	12	26.67%
Cast Votes:		45	100.00%	45	100.00%
Undervotes:		3		3	
Overvotes:		0		0	
Unresolved write-in votes:		0		0	

Advisory Vote No. 25

Choice	Party	Absentee Voting		Total	
Repealed		32	72.73%	32	72.73%
Maintained		12	27.27%	12	27.27%
Cast Votes:		44	100.00%	44	100.00%
Undervotes:		4		4	
Overvotes:		0		0	
Unresolved write-in votes:		0		0	

Precinct Results Report

General Election 2019

Run Time 1:10 PM

Run Date 11/26/2019

Douglas County

General Election

11/5/2019

Page 247

Official Results**Registered Voters**

10629 of 22711 = 46.80%

Precincts Reporting

0 of 47 = 0.00%

304

48 of 99 registered voters = 48.48%

Advisory Vote No. 26

Choice	Party	Absentee Voting		Total	
Repealed		33	73.33%	33	73.33%
Maintained		12	26.67%	12	26.67%
	Cast Votes:	45	100.00%	45	100.00%
	Undervotes:	3		3	
	Overvotes:	0		0	
	Unresolved write-in votes:	0		0	

Advisory Vote No. 27

Choice	Party	Absentee Voting		Total	
Repealed		39	82.98%	39	82.98%
Maintained		8	17.02%	8	17.02%
	Cast Votes:	47	100.00%	47	100.00%
	Undervotes:	1		1	
	Overvotes:	0		0	
	Unresolved write-in votes:	0		0	

Advisory Vote No. 28

Choice	Party	Absentee Voting		Total	
Repealed		32	69.57%	32	69.57%
Maintained		14	30.43%	14	30.43%
	Cast Votes:	46	100.00%	46	100.00%
	Undervotes:	2		2	
	Overvotes:	0		0	
	Unresolved write-in votes:	0		0	

Advisory Vote No. 29

Choice	Party	Absentee Voting		Total	
Repealed		39	84.78%	39	84.78%
Maintained		7	15.22%	7	15.22%
	Cast Votes:	46	100.00%	46	100.00%
	Undervotes:	2		2	
	Overvotes:	0		0	
	Unresolved write-in votes:	0		0	

Precinct Results Report

General Election 2019

Run Time 1:10 PM

Run Date 11/26/2019

Douglas County

General Election

11/5/2019

Page 248

Official Results**Registered Voters**

10629 of 22711 = 46.80%

Precincts Reporting

0 of 47 = 0.00%

304

48 of 99 registered voters = 48.48%

Advisory Vote No. 30

Choice	Party	Absentee Voting		Total	
Repealed		29	64.44%	29	64.44%
Maintained		16	35.56%	16	35.56%
Cast Votes:		45	100.00%	45	100.00%
Undervotes:		3		3	
Overvotes:		0		0	
Unresolved write-in votes:		0		0	

Advisory Vote No. 31

Choice	Party	Absentee Voting		Total	
Repealed		27	61.36%	27	61.36%
Maintained		17	38.64%	17	38.64%
Cast Votes:		44	100.00%	44	100.00%
Undervotes:		4		4	
Overvotes:		0		0	
Unresolved write-in votes:		0		0	

Senate Joint Resolution No.8200

Choice	Party	Absentee Voting		Total	
Approved		20	41.67%	20	41.67%
Rejected		28	58.33%	28	58.33%
Cast Votes:		48	100.00%	48	100.00%
Undervotes:		0		0	
Overvotes:		0		0	
Unresolved write-in votes:		0		0	

Superior Court Judge Judge Position 1

Choice	Party	Absentee Voting		Total	
Brian C. Huber		30	100.00%	30	100.00%
Cast Votes:		30	100.00%	30	100.00%
Undervotes:		18		18	
Overvotes:		0		0	
Unresolved write-in votes:		0		0	

Precinct Results Report

General Election 2019

Run Time 1:10 PM

Run Date 11/26/2019

Douglas County

General Election

11/5/2019

Page 249

Official Results**Registered Voters**

10629 of 22711 = 46.80%

Precincts Reporting

0 of 47 = 0.00%

304

48 of 99 registered voters = 48.48%

Port Countywide Commissioner District 1

Choice	Party	Absentee Voting		Total	
Jim Huffman		30	100.00%	30	100.00%
	Cast Votes:	30	100.00%	30	100.00%
	Undervotes:	18		18	
	Overvotes:	0		0	
	Unresolved write-in votes:	0		0	

Hospital District #1 Commissioner Position 2 At Large

Choice	Party	Absentee Voting		Total	
Leslie McNamara		29	100.00%	29	100.00%
	Cast Votes:	29	100.00%	29	100.00%
	Undervotes:	19		19	
	Overvotes:	0		0	
	Unresolved write-in votes:	0		0	

Hospital District #1 Commissioner Position 3 At Large

Choice	Party	Absentee Voting		Total	
Michael Pruett		29	100.00%	29	100.00%
	Cast Votes:	29	100.00%	29	100.00%
	Undervotes:	19		19	
	Overvotes:	0		0	
	Unresolved write-in votes:	0		0	

Hospital District #1 Commissioner Position 4 At Large

Choice	Party	Absentee Voting		Total	
Cherryl (Cherri) Thomas		29	100.00%	29	100.00%
	Cast Votes:	29	100.00%	29	100.00%
	Undervotes:	19		19	
	Overvotes:	0		0	
	Unresolved write-in votes:	0		0	

Precinct Results Report

General Election 2019

Run Time 1:10 PM

Run Date 11/26/2019

Douglas County

General Election

11/5/2019

Page 250

Official Results**Registered Voters**

10629 of 22711 = 46.80%

Precincts Reporting

0 of 47 = 0.00%

304

48 of 99 registered voters = 48.48%

Bridgeport School District 75 Director 1

Choice	Party	Absentee Voting		Total	
Bennie Polvos		30	100.00%	30	100.00%
	Cast Votes:	30	100.00%	30	100.00%
	Undervotes:	16		16	
	Overvotes:	0		0	
	Unresolved write-in votes:	2		2	

Bridgeport School District 75 Director 3

Choice	Party	Absentee Voting		Total	
Matt West		31	100.00%	31	100.00%
	Cast Votes:	31	100.00%	31	100.00%
	Undervotes:	16		16	
	Overvotes:	0		0	
	Unresolved write-in votes:	1		1	

Bridgeport School District 75 Director 4

Choice	Party	Absentee Voting		Total	
Wayne van Zwoll		34	100.00%	34	100.00%
	Cast Votes:	34	100.00%	34	100.00%
	Undervotes:	13		13	
	Overvotes:	0		0	
	Unresolved write-in votes:	1		1	

Douglas-Okanogan Fire District 15 Commissioner #3

Choice	Party	Absentee Voting		Total	
Lonnie W. Fenton		16	100.00%	16	100.00%
	Cast Votes:	16	100.00%	16	100.00%
	Undervotes:	4		4	
	Overvotes:	0		0	
	Unresolved write-in votes:	0		0	

Precinct Results Report

General Election 2019

Run Time 1:10 PM

Run Date 11/26/2019

Douglas County

General Election

11/5/2019

Page 251

Official Results**Registered Voters**

10629 of 22711 = 46.80%

Precincts Reporting

0 of 47 = 0.00%

305

128 of 345 registered voters = 37.10%

Referendum Measure No. 88

Choice	Party	Absentee Voting		Total	
Approved		29	26.61%	29	26.61%
Rejected		80	73.39%	80	73.39%
Cast Votes:		109	100.00%	109	100.00%
Undervotes:		19		19	
Overvotes:		0		0	
Unresolved write-in votes:		0		0	

Initiative Measure No. 976

Choice	Party	Absentee Voting		Total	
Yes		92	74.80%	92	74.80%
No		31	25.20%	31	25.20%
Cast Votes:		123	100.00%	123	100.00%
Undervotes:		5		5	
Overvotes:		0		0	
Unresolved write-in votes:		0		0	

Advisory Vote No. 20

Choice	Party	Absentee Voting		Total	
Repealed		99	82.50%	99	82.50%
Maintained		21	17.50%	21	17.50%
Cast Votes:		120	100.00%	120	100.00%
Undervotes:		8		8	
Overvotes:		0		0	
Unresolved write-in votes:		0		0	

Advisory Vote No. 21

Choice	Party	Absentee Voting		Total	
Repealed		86	72.88%	86	72.88%
Maintained		32	27.12%	32	27.12%
Cast Votes:		118	100.00%	118	100.00%
Undervotes:		10		10	
Overvotes:		0		0	
Unresolved write-in votes:		0		0	

Precinct Results Report

General Election 2019

Run Time 1:10 PM

Run Date 11/26/2019

Douglas County

General Election

11/5/2019

Page 252

Official Results**Registered Voters**

10629 of 22711 = 46.80%

Precincts Reporting

0 of 47 = 0.00%

305

128 of 345 registered voters = 37.10%

Advisory Vote No. 22

Choice	Party	Absentee Voting		Total	
Repealed		91	77.78%	91	77.78%
Maintained		26	22.22%	26	22.22%
Cast Votes:		117	100.00%	117	100.00%
Undervotes:		11		11	
Overvotes:		0		0	
Unresolved write-in votes:		0		0	

Advisory Vote No. 23

Choice	Party	Absentee Voting		Total	
Repealed		51	43.22%	51	43.22%
Maintained		67	56.78%	67	56.78%
Cast Votes:		118	100.00%	118	100.00%
Undervotes:		10		10	
Overvotes:		0		0	
Unresolved write-in votes:		0		0	

Advisory Vote No. 24

Choice	Party	Absentee Voting		Total	
Repealed		100	86.21%	100	86.21%
Maintained		16	13.79%	16	13.79%
Cast Votes:		116	100.00%	116	100.00%
Undervotes:		12		12	
Overvotes:		0		0	
Unresolved write-in votes:		0		0	

Advisory Vote No. 25

Choice	Party	Absentee Voting		Total	
Repealed		88	76.52%	88	76.52%
Maintained		27	23.48%	27	23.48%
Cast Votes:		115	100.00%	115	100.00%
Undervotes:		13		13	
Overvotes:		0		0	
Unresolved write-in votes:		0		0	

Precinct Results Report

General Election 2019

Run Time 1:10 PM

Run Date 11/26/2019

Douglas County

General Election

11/5/2019

Page 253

Official Results**Registered Voters**

10629 of 22711 = 46.80%

Precincts Reporting

0 of 47 = 0.00%

305

128 of 345 registered voters = 37.10%

Advisory Vote No. 26

Choice	Party	Absentee Voting		Total	
Repealed		83	72.17%	83	72.17%
Maintained		32	27.83%	32	27.83%
Cast Votes:		115	100.00%	115	100.00%
Undervotes:		13		13	
Overvotes:		0		0	
Unresolved write-in votes:		0		0	

Advisory Vote No. 27

Choice	Party	Absentee Voting		Total	
Repealed		103	89.57%	103	89.57%
Maintained		12	10.43%	12	10.43%
Cast Votes:		115	100.00%	115	100.00%
Undervotes:		13		13	
Overvotes:		0		0	
Unresolved write-in votes:		0		0	

Advisory Vote No. 28

Choice	Party	Absentee Voting		Total	
Repealed		71	61.74%	71	61.74%
Maintained		44	38.26%	44	38.26%
Cast Votes:		115	100.00%	115	100.00%
Undervotes:		13		13	
Overvotes:		0		0	
Unresolved write-in votes:		0		0	

Advisory Vote No. 29

Choice	Party	Absentee Voting		Total	
Repealed		93	79.49%	93	79.49%
Maintained		24	20.51%	24	20.51%
Cast Votes:		117	100.00%	117	100.00%
Undervotes:		11		11	
Overvotes:		0		0	
Unresolved write-in votes:		0		0	

Precinct Results Report

General Election 2019

Run Time 1:10 PM

Run Date 11/26/2019

Douglas County

General Election

11/5/2019

Page 254

Official Results**Registered Voters**

10629 of 22711 = 46.80%

Precincts Reporting

0 of 47 = 0.00%

305

128 of 345 registered voters = 37.10%

Advisory Vote No. 30

Choice	Party	Absentee Voting		Total	
Repealed		89	78.07%	89	78.07%
Maintained		25	21.93%	25	21.93%
Cast Votes:		114	100.00%	114	100.00%
Undervotes:		14		14	
Overvotes:		0		0	
Unresolved write-in votes:		0		0	

Advisory Vote No. 31

Choice	Party	Absentee Voting		Total	
Repealed		61	53.04%	61	53.04%
Maintained		54	46.96%	54	46.96%
Cast Votes:		115	100.00%	115	100.00%
Undervotes:		13		13	
Overvotes:		0		0	
Unresolved write-in votes:		0		0	

Senate Joint Resolution No.8200

Choice	Party	Absentee Voting		Total	
Approved		51	43.97%	51	43.97%
Rejected		65	56.03%	65	56.03%
Cast Votes:		116	100.00%	116	100.00%
Undervotes:		12		12	
Overvotes:		0		0	
Unresolved write-in votes:		0		0	

Superior Court Judge Judge Position 1

Choice	Party	Absentee Voting		Total	
Brian C. Huber		81	100.00%	81	100.00%
Cast Votes:		81	100.00%	81	100.00%
Undervotes:		46		46	
Overvotes:		0		0	
Unresolved write-in votes:		1		1	

Precinct Results Report

General Election 2019

Run Time 1:10 PM

Run Date 11/26/2019

Douglas County

General Election

11/5/2019

Page 255

Official Results**Registered Voters**

10629 of 22711 = 46.80%

Precincts Reporting

0 of 47 = 0.00%

305

128 of 345 registered voters = 37.10%

Port Countywide Commissioner District 1

Choice	Party	Absentee Voting		Total	
Jim Huffman		81	100.00%	81	100.00%
	Cast Votes:	81	100.00%	81	100.00%
	Undervotes:	46		46	
	Overvotes:	0		0	
	Unresolved write-in votes:	1		1	

Hospital District #1 Commissioner Position 2 At Large

Choice	Party	Absentee Voting		Total	
Leslie McNamara		75	100.00%	75	100.00%
	Cast Votes:	75	100.00%	75	100.00%
	Undervotes:	50		50	
	Overvotes:	0		0	
	Unresolved write-in votes:	3		3	

Hospital District #1 Commissioner Position 3 At Large

Choice	Party	Absentee Voting		Total	
Michael Pruett		76	100.00%	76	100.00%
	Cast Votes:	76	100.00%	76	100.00%
	Undervotes:	51		51	
	Overvotes:	0		0	
	Unresolved write-in votes:	1		1	

Hospital District #1 Commissioner Position 4 At Large

Choice	Party	Absentee Voting		Total	
Cherryl (Cherri) Thomas		77	100.00%	77	100.00%
	Cast Votes:	77	100.00%	77	100.00%
	Undervotes:	50		50	
	Overvotes:	0		0	
	Unresolved write-in votes:	1		1	

Precinct Results Report

General Election 2019

Run Time 1:10 PM

Run Date 11/26/2019

Douglas County

General Election

11/5/2019

Page 256

Official Results**Registered Voters**

10629 of 22711 = 46.80%

Precincts Reporting

0 of 47 = 0.00%

305

128 of 345 registered voters = 37.10%

Bridgeport School District 75 Director 1

Choice	Party	Absentee Voting	Total
Bennie Polvos		34 100.00%	34 100.00%
	Cast Votes:	34 100.00%	34 100.00%
	Undervotes:	10	10
	Overvotes:	0	0
	Unresolved write-in votes:	0	0

Bridgeport School District 75 Director 3

Choice	Party	Absentee Voting	Total
Matt West		33 100.00%	33 100.00%
	Cast Votes:	33 100.00%	33 100.00%
	Undervotes:	11	11
	Overvotes:	0	0
	Unresolved write-in votes:	0	0

Bridgeport School District 75 Director 4

Choice	Party	Absentee Voting	Total
Wayne van Zwoll		33 100.00%	33 100.00%
	Cast Votes:	33 100.00%	33 100.00%
	Undervotes:	11	11
	Overvotes:	0	0
	Unresolved write-in votes:	0	0

Brewster School 111-203J Director District 1

Choice	Party	Absentee Voting	Total
Peggy Rice		42 100.00%	42 100.00%
	Cast Votes:	42 100.00%	42 100.00%
	Undervotes:	38	38
	Overvotes:	0	0
	Unresolved write-in votes:	3	3

Precinct Results Report

General Election 2019

Run Time 1:10 PM

Run Date 11/26/2019

Douglas County

General Election

11/5/2019

Page 257

Official Results**Registered Voters**

10629 of 22711 = 46.80%

Precincts Reporting

0 of 47 = 0.00%

305

128 of 345 registered voters = 37.10%

Brewster School 111-203J Director District 2

Choice	Party	Absentee Voting		Total	
Hector D. Aparicio		48	100.00%	48	100.00%
	Cast Votes:	48	100.00%	48	100.00%
	Undervotes:	33		33	
	Overvotes:	0		0	
	Unresolved write-in votes:	2		2	

Brewster School 111-203J Director District 3

Choice	Party	Absentee Voting		Total	
Maria Maldonado		49	100.00%	49	100.00%
	Cast Votes:	49	100.00%	49	100.00%
	Undervotes:	33		33	
	Overvotes:	0		0	
	Unresolved write-in votes:	1		1	

Brewster School 111-203J Director 4 At Large

Choice	Party	Absentee Voting		Total	
Donald E Becker		51	100.00%	51	100.00%
	Cast Votes:	51	100.00%	51	100.00%
	Undervotes:	29		29	
	Overvotes:	0		0	
	Unresolved write-in votes:	3		3	

Mansfield School District 207 Director 3

Choice	Party	Absentee Voting		Total	
Jesse Shafer		0	0.00%	0	0.00%
Justin Bowen		1	100.00%	1	100.00%
	Cast Votes:	1	100.00%	1	100.00%
	Undervotes:	0		0	
	Overvotes:	0		0	
	Unresolved write-in votes:	0		0	

Precinct Results Report

General Election 2019

Run Time 1:10 PM

Run Date 11/26/2019

Douglas County

General Election

11/5/2019

Page 258

Official Results

Registered Voters

10629 of 22711 = 46.80%

Precincts Reporting

0 of 47 = 0.00%

305

128 of 345 registered voters = 37.10%

Mansfield School District 207 Director 4 At Large

Choice	Party	Absentee Voting		Total	
Dusty Wittig		0	0.00%	0	0.00%
Julie Caille		1	100.00%	1	100.00%
	Cast Votes:	1	100.00%	1	100.00%
	Undervotes:	0		0	
	Overvotes:	0		0	
	Unresolved write-in votes:	0		0	

Douglas-Okanogan Fire District 15 Commissioner #3

Choice	Party	Absentee Voting		Total	
Lonnie W. Fenton		96	100.00%	96	100.00%
	Cast Votes:	96	100.00%	96	100.00%
	Undervotes:	32		32	
	Overvotes:	0		0	
	Unresolved write-in votes:	0		0	

Precinct Results Report

General Election 2019

Run Time 1:10 PM

Run Date 11/26/2019

Douglas County

General Election

11/5/2019

Page 259

Official Results**Registered Voters**

10629 of 22711 = 46.80%

Precincts Reporting

0 of 47 = 0.00%

306

219 of 458 registered voters = 47.82%

Referendum Measure No. 88

Choice	Party	Absentee Voting		Total	
Approved		75	40.54%	75	40.54%
Rejected		110	59.46%	110	59.46%
	Cast Votes:	185	100.00%	185	100.00%
	Undervotes:	34		34	
	Overvotes:	0		0	
	Unresolved write-in votes:	0		0	

Initiative Measure No. 976

Choice	Party	Absentee Voting		Total	
Yes		119	56.13%	119	56.13%
No		93	43.87%	93	43.87%
	Cast Votes:	212	100.00%	212	100.00%
	Undervotes:	6		6	
	Overvotes:	1		1	
	Unresolved write-in votes:	0		0	

Advisory Vote No. 20

Choice	Party	Absentee Voting		Total	
Repealed		143	71.86%	143	71.86%
Maintained		56	28.14%	56	28.14%
	Cast Votes:	199	100.00%	199	100.00%
	Undervotes:	20		20	
	Overvotes:	0		0	
	Unresolved write-in votes:	0		0	

Advisory Vote No. 21

Choice	Party	Absentee Voting		Total	
Repealed		135	68.88%	135	68.88%
Maintained		61	31.12%	61	31.12%
	Cast Votes:	196	100.00%	196	100.00%
	Undervotes:	23		23	
	Overvotes:	0		0	
	Unresolved write-in votes:	0		0	

Precinct Results Report

General Election 2019

Run Time 1:10 PM

Run Date 11/26/2019

Douglas County

General Election

11/5/2019

Page 260

Official Results**Registered Voters**

10629 of 22711 = 46.80%

Precincts Reporting

0 of 47 = 0.00%

306

219 of 458 registered voters = 47.82%

Advisory Vote No. 22

Choice	Party	Absentee Voting		Total	
Repealed		142	73.20%	142	73.20%
Maintained		52	26.80%	52	26.80%
Cast Votes:		194	100.00%	194	100.00%
Undervotes:		25		25	
Overvotes:		0		0	
Unresolved write-in votes:		0		0	

Advisory Vote No. 23

Choice	Party	Absentee Voting		Total	
Repealed		80	40.40%	80	40.40%
Maintained		118	59.60%	118	59.60%
Cast Votes:		198	100.00%	198	100.00%
Undervotes:		21		21	
Overvotes:		0		0	
Unresolved write-in votes:		0		0	

Advisory Vote No. 24

Choice	Party	Absentee Voting		Total	
Repealed		138	71.88%	138	71.88%
Maintained		54	28.13%	54	28.13%
Cast Votes:		192	100.00%	192	100.00%
Undervotes:		27		27	
Overvotes:		0		0	
Unresolved write-in votes:		0		0	

Advisory Vote No. 25

Choice	Party	Absentee Voting		Total	
Repealed		123	64.06%	123	64.06%
Maintained		69	35.94%	69	35.94%
Cast Votes:		192	100.00%	192	100.00%
Undervotes:		27		27	
Overvotes:		0		0	
Unresolved write-in votes:		0		0	

Precinct Results Report

General Election 2019

Run Time 1:10 PM

Run Date 11/26/2019

Douglas County

General Election

11/5/2019

Page 261

Official Results**Registered Voters**

10629 of 22711 = 46.80%

Precincts Reporting

0 of 47 = 0.00%

306

219 of 458 registered voters = 47.82%

Advisory Vote No. 26

Choice	Party	Absentee Voting		Total	
Repealed		121	62.37%	121	62.37%
Maintained		73	37.63%	73	37.63%
Cast Votes:		194	100.00%	194	100.00%
Undervotes:		25		25	
Overvotes:		0		0	
Unresolved write-in votes:		0		0	

Advisory Vote No. 27

Choice	Party	Absentee Voting		Total	
Repealed		137	69.54%	137	69.54%
Maintained		60	30.46%	60	30.46%
Cast Votes:		197	100.00%	197	100.00%
Undervotes:		22		22	
Overvotes:		0		0	
Unresolved write-in votes:		0		0	

Advisory Vote No. 28

Choice	Party	Absentee Voting		Total	
Repealed		92	47.18%	92	47.18%
Maintained		103	52.82%	103	52.82%
Cast Votes:		195	100.00%	195	100.00%
Undervotes:		24		24	
Overvotes:		0		0	
Unresolved write-in votes:		0		0	

Advisory Vote No. 29

Choice	Party	Absentee Voting		Total	
Repealed		138	71.13%	138	71.13%
Maintained		56	28.87%	56	28.87%
Cast Votes:		194	100.00%	194	100.00%
Undervotes:		25		25	
Overvotes:		0		0	
Unresolved write-in votes:		0		0	

Precinct Results Report

General Election 2019

Run Time 1:10 PM

Run Date 11/26/2019

Douglas County

General Election

11/5/2019

Page 262

Official Results**Registered Voters**

10629 of 22711 = 46.80%

Precincts Reporting

0 of 47 = 0.00%

306

219 of 458 registered voters = 47.82%

Advisory Vote No. 30

Choice	Party	Absentee Voting		Total	
Repealed		120	61.22%	120	61.22%
Maintained		76	38.78%	76	38.78%
Cast Votes:		196	100.00%	196	100.00%
Undervotes:		23		23	
Overvotes:		0		0	
Unresolved write-in votes:		0		0	

Advisory Vote No. 31

Choice	Party	Absentee Voting		Total	
Repealed		96	48.98%	96	48.98%
Maintained		100	51.02%	100	51.02%
Cast Votes:		196	100.00%	196	100.00%
Undervotes:		23		23	
Overvotes:		0		0	
Unresolved write-in votes:		0		0	

Senate Joint Resolution No.8200

Choice	Party	Absentee Voting		Total	
Approved		116	56.31%	116	56.31%
Rejected		90	43.69%	90	43.69%
Cast Votes:		206	100.00%	206	100.00%
Undervotes:		13		13	
Overvotes:		0		0	
Unresolved write-in votes:		0		0	

Superior Court Judge Judge Position 1

Choice	Party	Absentee Voting		Total	
Brian C. Huber		147	100.00%	147	100.00%
Cast Votes:		147	100.00%	147	100.00%
Undervotes:		64		64	
Overvotes:		0		0	
Unresolved write-in votes:		8		8	

Precinct Results Report

General Election 2019

Run Time 1:10 PM

Run Date 11/26/2019

Douglas County

General Election

11/5/2019

Page 263

Official Results**Registered Voters**

10629 of 22711 = 46.80%

Precincts Reporting

0 of 47 = 0.00%

306

219 of 458 registered voters = 47.82%

Port Countywide Commissioner District 1

Choice	Party	Absentee Voting		Total	
Jim Huffman		149	100.00%	149	100.00%
	Cast Votes:	149	100.00%	149	100.00%
	Undervotes:	66		66	
	Overvotes:	0		0	
	Unresolved write-in votes:	4		4	

Eastmont Metro Parks and Recreation Commissioner #1 - Short/Full Term

Choice	Party	Absentee Voting		Total	
Deborah (Deb) Miller		145	100.00%	145	100.00%
	Cast Votes:	145	100.00%	145	100.00%
	Undervotes:	73		73	
	Overvotes:	0		0	
	Unresolved write-in votes:	1		1	

Eastmont Metro Parks and Recreation Commissioner #2

Choice	Party	Absentee Voting		Total	
Marc A. Marquis		143	100.00%	143	100.00%
	Cast Votes:	143	100.00%	143	100.00%
	Undervotes:	72		72	
	Overvotes:	0		0	
	Unresolved write-in votes:	4		4	

East Wenatchee Water Water Commissioner #3

Choice	Party	Absentee Voting		Total	
Jeff Johnson		90	54.88%	90	54.88%
Terry Barnes		74	45.12%	74	45.12%
	Cast Votes:	164	100.00%	164	100.00%
	Undervotes:	52		52	
	Overvotes:	1		1	
	Unresolved write-in votes:	2		2	

Precinct Results Report

General Election 2019

Run Time 1:10 PM

Run Date 11/26/2019

Douglas County

General Election

11/5/2019

Page 264

Official Results**Registered Voters**

10629 of 22711 = 46.80%

Precincts Reporting

0 of 47 = 0.00%

306

219 of 458 registered voters = 47.82%

Eastmont School District 206 Director 1

Choice	Party	Absentee Voting		Total	
Cindy Wright		80	49.08%	80	49.08%
Sasha Sleiman		83	50.92%	83	50.92%
Cast Votes:		163	100.00%	163	100.00%
Undervotes:		54		54	
Overvotes:		0		0	
Unresolved write-in votes:		2		2	

Eastmont School District 206 Director 2

Choice	Party	Absentee Voting		Total	
Whitney Smith		96	58.90%	96	58.90%
Nathan Medeiros		67	41.10%	67	41.10%
Cast Votes:		163	100.00%	163	100.00%
Undervotes:		52		52	
Overvotes:		1		1	
Unresolved write-in votes:		3		3	

Eastmont School District 206 Director 5 At Large

Choice	Party	Absentee Voting		Total	
Meaghan Vibbert		97	55.75%	97	55.75%
Lyle McClune		77	44.25%	77	44.25%
Cast Votes:		174	100.00%	174	100.00%
Undervotes:		42		42	
Overvotes:		0		0	
Unresolved write-in votes:		3		3	

Fire District #2 Commissioner #3

Choice	Party	Absentee Voting		Total	
Dave Fennell		92	63.45%	92	63.45%
Bob Black		53	36.55%	53	36.55%
Cast Votes:		145	100.00%	145	100.00%
Undervotes:		72		72	
Overvotes:		0		0	
Unresolved write-in votes:		2		2	

Precinct Results Report

General Election 2019

Run Time 1:10 PM

Run Date 11/26/2019

Douglas County

General Election

11/5/2019

Page 265

Official Results

Registered Voters

10629 of 22711 = 46.80%

Precincts Reporting

0 of 47 = 0.00%

306

219 of 458 registered voters = 47.82%

Sewer District #1 Sewer Commissioner #2 - Short/Full Term

Choice	Party	Absentee Voting		Total	
Steve Lacy		39	22.29%	39	22.29%
Greg Peterson		136	77.71%	136	77.71%
	Cast Votes:	175	100.00%	175	100.00%
	Undervotes:	44		44	
	Overvotes:	0		0	
	Unresolved write-in votes:	0		0	

Precinct Results Report

General Election 2019

Run Time 1:10 PM

Run Date 11/26/2019

Douglas County

General Election

11/5/2019

Page 266

Official Results**Registered Voters**

10629 of 22711 = 46.80%

Precincts Reporting

0 of 47 = 0.00%

307

48 of 87 registered voters = 55.17%

Referendum Measure No. 88

Choice	Party	Absentee Voting		Total	
Approved		15	35.71%	15	35.71%
Rejected		27	64.29%	27	64.29%
	Cast Votes:	42	100.00%	42	100.00%
	Undervotes:	6		6	
	Overvotes:	0		0	
	Unresolved write-in votes:	0		0	

Initiative Measure No. 976

Choice	Party	Absentee Voting		Total	
Yes		28	58.33%	28	58.33%
No		20	41.67%	20	41.67%
	Cast Votes:	48	100.00%	48	100.00%
	Undervotes:	0		0	
	Overvotes:	0		0	
	Unresolved write-in votes:	0		0	

Advisory Vote No. 20

Choice	Party	Absentee Voting		Total	
Repealed		39	88.64%	39	88.64%
Maintained		5	11.36%	5	11.36%
	Cast Votes:	44	100.00%	44	100.00%
	Undervotes:	4		4	
	Overvotes:	0		0	
	Unresolved write-in votes:	0		0	

Advisory Vote No. 21

Choice	Party	Absentee Voting		Total	
Repealed		34	75.56%	34	75.56%
Maintained		11	24.44%	11	24.44%
	Cast Votes:	45	100.00%	45	100.00%
	Undervotes:	3		3	
	Overvotes:	0		0	
	Unresolved write-in votes:	0		0	

Precinct Results Report

General Election 2019

Run Time 1:10 PM

Run Date 11/26/2019

Douglas County

General Election

11/5/2019

Page 267

Official Results**Registered Voters**

10629 of 22711 = 46.80%

Precincts Reporting

0 of 47 = 0.00%

307

48 of 87 registered voters = 55.17%

Advisory Vote No. 22

Choice	Party	Absentee Voting		Total	
Repealed		36	85.71%	36	85.71%
Maintained		6	14.29%	6	14.29%
	Cast Votes:	42	100.00%	42	100.00%
	Undervotes:	6		6	
	Overvotes:	0		0	
	Unresolved write-in votes:	0		0	

Advisory Vote No. 23

Choice	Party	Absentee Voting		Total	
Repealed		21	45.65%	21	45.65%
Maintained		25	54.35%	25	54.35%
	Cast Votes:	46	100.00%	46	100.00%
	Undervotes:	2		2	
	Overvotes:	0		0	
	Unresolved write-in votes:	0		0	

Advisory Vote No. 24

Choice	Party	Absentee Voting		Total	
Repealed		41	93.18%	41	93.18%
Maintained		3	6.82%	3	6.82%
	Cast Votes:	44	100.00%	44	100.00%
	Undervotes:	4		4	
	Overvotes:	0		0	
	Unresolved write-in votes:	0		0	

Advisory Vote No. 25

Choice	Party	Absentee Voting		Total	
Repealed		35	81.40%	35	81.40%
Maintained		8	18.60%	8	18.60%
	Cast Votes:	43	100.00%	43	100.00%
	Undervotes:	5		5	
	Overvotes:	0		0	
	Unresolved write-in votes:	0		0	

Precinct Results Report

General Election 2019

Run Time 1:10 PM

Run Date 11/26/2019

Douglas County

General Election

11/5/2019

Page 268

Official Results**Registered Voters**

10629 of 22711 = 46.80%

Precincts Reporting

0 of 47 = 0.00%

307

48 of 87 registered voters = 55.17%

Advisory Vote No. 26

Choice	Party	Absentee Voting		Total	
Repealed		36	87.80%	36	87.80%
Maintained		5	12.20%	5	12.20%
	Cast Votes:	41	100.00%	41	100.00%
	Undervotes:	7		7	
	Overvotes:	0		0	
	Unresolved write-in votes:	0		0	

Advisory Vote No. 27

Choice	Party	Absentee Voting		Total	
Repealed		42	93.33%	42	93.33%
Maintained		3	6.67%	3	6.67%
	Cast Votes:	45	100.00%	45	100.00%
	Undervotes:	3		3	
	Overvotes:	0		0	
	Unresolved write-in votes:	0		0	

Advisory Vote No. 28

Choice	Party	Absentee Voting		Total	
Repealed		28	71.79%	28	71.79%
Maintained		11	28.21%	11	28.21%
	Cast Votes:	39	100.00%	39	100.00%
	Undervotes:	9		9	
	Overvotes:	0		0	
	Unresolved write-in votes:	0		0	

Advisory Vote No. 29

Choice	Party	Absentee Voting		Total	
Repealed		42	97.67%	42	97.67%
Maintained		1	2.33%	1	2.33%
	Cast Votes:	43	100.00%	43	100.00%
	Undervotes:	5		5	
	Overvotes:	0		0	
	Unresolved write-in votes:	0		0	

Precinct Results Report

General Election 2019

Run Time 1:10 PM

Run Date 11/26/2019

Douglas County

General Election

11/5/2019

Page 269

Official Results**Registered Voters**

10629 of 22711 = 46.80%

Precincts Reporting

0 of 47 = 0.00%

307

48 of 87 registered voters = 55.17%

Advisory Vote No. 30

Choice	Party	Absentee Voting		Total	
Repealed		35	83.33%	35	83.33%
Maintained		7	16.67%	7	16.67%
Cast Votes:		42	100.00%	42	100.00%
Undervotes:		6		6	
Overvotes:		0		0	
Unresolved write-in votes:		0		0	

Advisory Vote No. 31

Choice	Party	Absentee Voting		Total	
Repealed		28	65.12%	28	65.12%
Maintained		15	34.88%	15	34.88%
Cast Votes:		43	100.00%	43	100.00%
Undervotes:		5		5	
Overvotes:		0		0	
Unresolved write-in votes:		0		0	

Senate Joint Resolution No.8200

Choice	Party	Absentee Voting		Total	
Approved		22	48.89%	22	48.89%
Rejected		23	51.11%	23	51.11%
Cast Votes:		45	100.00%	45	100.00%
Undervotes:		3		3	
Overvotes:		0		0	
Unresolved write-in votes:		0		0	

Superior Court Judge Judge Position 1

Choice	Party	Absentee Voting		Total	
Brian C. Huber		22	100.00%	22	100.00%
Cast Votes:		22	100.00%	22	100.00%
Undervotes:		26		26	
Overvotes:		0		0	
Unresolved write-in votes:		0		0	

Precinct Results Report

General Election 2019

Run Time 1:10 PM

Run Date 11/26/2019

Douglas County

General Election

11/5/2019

Page 270

Official Results**Registered Voters**

10629 of 22711 = 46.80%

Precincts Reporting

0 of 47 = 0.00%

307

48 of 87 registered voters = 55.17%

Port Countywide Commissioner District 1

Choice	Party	Absentee Voting	Total
Jim Huffman		23 100.00%	23 100.00%
	Cast Votes:	23 100.00%	23 100.00%
	Undervotes:	25	25
	Overvotes:	0	0
	Unresolved write-in votes:	0	0

Hospital District #3 Commissioner #1

Choice	Party	Absentee Voting	Total
Joe Ehlers		30 100.00%	30 100.00%
	Cast Votes:	30 100.00%	30 100.00%
	Undervotes:	6	6
	Overvotes:	0	0
	Unresolved write-in votes:	0	0

Hospital District #3 Commissioner #2 - 2 Year Unexpired Term

Choice	Party	Absentee Voting	Total
Lee G. Hemmer		26 100.00%	26 100.00%
	Cast Votes:	26 100.00%	26 100.00%
	Undervotes:	10	10
	Overvotes:	0	0
	Unresolved write-in votes:	0	0

Bridgeport School District 75 Director 1

Choice	Party	Absentee Voting	Total
Bennie Polvos		3 100.00%	3 100.00%
	Cast Votes:	3 100.00%	3 100.00%
	Undervotes:	0	0
	Overvotes:	0	0
	Unresolved write-in votes:	0	0

Precinct Results Report

General Election 2019

Run Time 1:10 PM

Run Date 11/26/2019

Douglas County

General Election

11/5/2019

Page 271

Official Results**Registered Voters**

10629 of 22711 = 46.80%

Precincts Reporting

0 of 47 = 0.00%

307

48 of 87 registered voters = 55.17%

Bridgeport School District 75 Director 3

Choice	Party	Absentee Voting	Total
Matt West		3 100.00%	3 100.00%
	Cast Votes:	3 100.00%	3 100.00%
	Undervotes:	0	0
	Overvotes:	0	0
	Unresolved write-in votes:	0	0

Bridgeport School District 75 Director 4

Choice	Party	Absentee Voting	Total
Wayne van Zwoll		3 100.00%	3 100.00%
	Cast Votes:	3 100.00%	3 100.00%
	Undervotes:	0	0
	Overvotes:	0	0
	Unresolved write-in votes:	0	0

Grand Coulee School District 301 School Director #3 At Large

Choice	Party	Absentee Voting	Total
George LaPlace		22 100.00%	22 100.00%
	Cast Votes:	22 100.00%	22 100.00%
	Undervotes:	22	22
	Overvotes:	0	0
	Unresolved write-in votes:	1	1

Grand Coulee School District 301 School Director #4

Choice	Party	Absentee Voting	Total
Alexander Tufts		25 100.00%	25 100.00%
	Cast Votes:	25 100.00%	25 100.00%
	Undervotes:	20	20
	Overvotes:	0	0
	Unresolved write-in votes:	0	0

Precinct Results Report

General Election 2019

Run Time 1:10 PM

Run Date 11/26/2019

Douglas County

General Election

11/5/2019

Page 272

Official Results**Registered Voters**

10629 of 22711 = 46.80%

Precincts Reporting

0 of 47 = 0.00%

308

72 of 108 registered voters = 66.67%

Referendum Measure No. 88

Choice	Party	Absentee Voting		Total	
Approved		13	20.31%	13	20.31%
Rejected		51	79.69%	51	79.69%
	Cast Votes:	64	100.00%	64	100.00%
	Undervotes:	8		8	
	Overvotes:	0		0	
	Unresolved write-in votes:	0		0	

Initiative Measure No. 976

Choice	Party	Absentee Voting		Total	
Yes		61	85.92%	61	85.92%
No		10	14.08%	10	14.08%
	Cast Votes:	71	100.00%	71	100.00%
	Undervotes:	1		1	
	Overvotes:	0		0	
	Unresolved write-in votes:	0		0	

Advisory Vote No. 20

Choice	Party	Absentee Voting		Total	
Repealed		60	84.51%	60	84.51%
Maintained		11	15.49%	11	15.49%
	Cast Votes:	71	100.00%	71	100.00%
	Undervotes:	1		1	
	Overvotes:	0		0	
	Unresolved write-in votes:	0		0	

Advisory Vote No. 21

Choice	Party	Absentee Voting		Total	
Repealed		61	85.92%	61	85.92%
Maintained		10	14.08%	10	14.08%
	Cast Votes:	71	100.00%	71	100.00%
	Undervotes:	1		1	
	Overvotes:	0		0	
	Unresolved write-in votes:	0		0	

Precinct Results Report

General Election 2019

Run Time 1:10 PM

Run Date 11/26/2019

Douglas County

General Election

11/5/2019

Page 273

Official Results**Registered Voters**

10629 of 22711 = 46.80%

Precincts Reporting

0 of 47 = 0.00%

308

72 of 108 registered voters = 66.67%

Advisory Vote No. 22

Choice	Party	Absentee Voting		Total	
Repealed		63	90.00%	63	90.00%
Maintained		7	10.00%	7	10.00%
	Cast Votes:	70	100.00%	70	100.00%
	Undervotes:	2		2	
	Overvotes:	0		0	
	Unresolved write-in votes:	0		0	

Advisory Vote No. 23

Choice	Party	Absentee Voting		Total	
Repealed		43	60.56%	43	60.56%
Maintained		28	39.44%	28	39.44%
	Cast Votes:	71	100.00%	71	100.00%
	Undervotes:	1		1	
	Overvotes:	0		0	
	Unresolved write-in votes:	0		0	

Advisory Vote No. 24

Choice	Party	Absentee Voting		Total	
Repealed		63	87.50%	63	87.50%
Maintained		9	12.50%	9	12.50%
	Cast Votes:	72	100.00%	72	100.00%
	Undervotes:	0		0	
	Overvotes:	0		0	
	Unresolved write-in votes:	0		0	

Advisory Vote No. 25

Choice	Party	Absentee Voting		Total	
Repealed		62	86.11%	62	86.11%
Maintained		10	13.89%	10	13.89%
	Cast Votes:	72	100.00%	72	100.00%
	Undervotes:	0		0	
	Overvotes:	0		0	
	Unresolved write-in votes:	0		0	

Precinct Results Report

General Election 2019

Run Time 1:10 PM

Run Date 11/26/2019

Douglas County

General Election

11/5/2019

Page 274

Official Results**Registered Voters**

10629 of 22711 = 46.80%

Precincts Reporting

0 of 47 = 0.00%

308

72 of 108 registered voters = 66.67%

Advisory Vote No. 26

Choice	Party	Absentee Voting		Total	
Repealed		62	86.11%	62	86.11%
Maintained		10	13.89%	10	13.89%
Cast Votes:		72	100.00%	72	100.00%
Undervotes:		0		0	
Overvotes:		0		0	
Unresolved write-in votes:		0		0	

Advisory Vote No. 27

Choice	Party	Absentee Voting		Total	
Repealed		67	93.06%	67	93.06%
Maintained		5	6.94%	5	6.94%
Cast Votes:		72	100.00%	72	100.00%
Undervotes:		0		0	
Overvotes:		0		0	
Unresolved write-in votes:		0		0	

Advisory Vote No. 28

Choice	Party	Absentee Voting		Total	
Repealed		50	71.43%	50	71.43%
Maintained		20	28.57%	20	28.57%
Cast Votes:		70	100.00%	70	100.00%
Undervotes:		1		1	
Overvotes:		1		1	
Unresolved write-in votes:		0		0	

Advisory Vote No. 29

Choice	Party	Absentee Voting		Total	
Repealed		66	91.67%	66	91.67%
Maintained		6	8.33%	6	8.33%
Cast Votes:		72	100.00%	72	100.00%
Undervotes:		0		0	
Overvotes:		0		0	
Unresolved write-in votes:		0		0	

Precinct Results Report

General Election 2019

Run Time 1:10 PM

Run Date 11/26/2019

Douglas County

General Election

11/5/2019

Page 275

Official Results**Registered Voters**

10629 of 22711 = 46.80%

Precincts Reporting

0 of 47 = 0.00%

308

72 of 108 registered voters = 66.67%

Advisory Vote No. 30

Choice	Party	Absentee Voting		Total	
Repealed		62	87.32%	62	87.32%
Maintained		9	12.68%	9	12.68%
Cast Votes:		71	100.00%	71	100.00%
Undervotes:		1		1	
Overvotes:		0		0	
Unresolved write-in votes:		0		0	

Advisory Vote No. 31

Choice	Party	Absentee Voting		Total	
Repealed		50	70.42%	50	70.42%
Maintained		21	29.58%	21	29.58%
Cast Votes:		71	100.00%	71	100.00%
Undervotes:		1		1	
Overvotes:		0		0	
Unresolved write-in votes:		0		0	

Senate Joint Resolution No.8200

Choice	Party	Absentee Voting		Total	
Approved		15	21.13%	15	21.13%
Rejected		56	78.87%	56	78.87%
Cast Votes:		71	100.00%	71	100.00%
Undervotes:		1		1	
Overvotes:		0		0	
Unresolved write-in votes:		0		0	

Superior Court Judge Judge Position 1

Choice	Party	Absentee Voting		Total	
Brian C. Huber		52	100.00%	52	100.00%
Cast Votes:		52	100.00%	52	100.00%
Undervotes:		20		20	
Overvotes:		0		0	
Unresolved write-in votes:		0		0	

Precinct Results Report

General Election 2019

Run Time 1:10 PM

Run Date 11/26/2019

Douglas County

General Election

11/5/2019

Page 276

Official Results**Registered Voters**

10629 of 22711 = 46.80%

Precincts Reporting

0 of 47 = 0.00%

308

72 of 108 registered voters = 66.67%

Port Countywide Commissioner District 1

Choice	Party	Absentee Voting		Total	
Jim Huffman		50	100.00%	50	100.00%
	Cast Votes:	50	100.00%	50	100.00%
	Undervotes:	22		22	
	Overvotes:	0		0	
	Unresolved write-in votes:	0		0	

Hospital District #1 Commissioner Position 2 At Large

Choice	Party	Absentee Voting		Total	
Leslie McNamara		1	100.00%	1	100.00%
	Cast Votes:	1	100.00%	1	100.00%
	Undervotes:	0		0	
	Overvotes:	0		0	
	Unresolved write-in votes:	0		0	

Hospital District #1 Commissioner Position 3 At Large

Choice	Party	Absentee Voting		Total	
Michael Pruett		1	100.00%	1	100.00%
	Cast Votes:	1	100.00%	1	100.00%
	Undervotes:	0		0	
	Overvotes:	0		0	
	Unresolved write-in votes:	0		0	

Hospital District #1 Commissioner Position 4 At Large

Choice	Party	Absentee Voting		Total	
Cherryl (Cherri) Thomas		1	100.00%	1	100.00%
	Cast Votes:	1	100.00%	1	100.00%
	Undervotes:	0		0	
	Overvotes:	0		0	
	Unresolved write-in votes:	0		0	

Precinct Results Report

General Election 2019

Run Time 1:10 PM

Run Date 11/26/2019

Douglas County

General Election

11/5/2019

Page 277

Official Results**Registered Voters**

10629 of 22711 = 46.80%

Precincts Reporting

0 of 47 = 0.00%

308

72 of 108 registered voters = 66.67%

Hospital District #2 Commissioner #1 - 4 Year Unexpired Term

Choice	Party	Absentee Voting	Total
Tyler Greenwood		2 100.00%	2 100.00%
	Cast Votes:	2 100.00%	2 100.00%
	Undervotes:	2	2
	Overvotes:	0	0
	Unresolved write-in votes:	0	0

Hospital District #2 Commissioner #3

Choice	Party	Absentee Voting	Total
Katie Shafer		2 100.00%	2 100.00%
	Cast Votes:	2 100.00%	2 100.00%
	Undervotes:	2	2
	Overvotes:	0	0
	Unresolved write-in votes:	0	0

Douglas County Hospital District #2 - Proposition 1

Choice	Party	Absentee Voting	Total
Yes		4 100.00%	4 100.00%
No		0 0.00%	0 0.00%
	Cast Votes:	4 100.00%	4 100.00%
	Undervotes:	0	0
	Overvotes:	0	0
	Unresolved write-in votes:	0	0

Hospital District #3 Commissioner #1

Choice	Party	Absentee Voting	Total
Joe Ehlers		26 100.00%	26 100.00%
	Cast Votes:	26 100.00%	26 100.00%
	Undervotes:	6	6
	Overvotes:	0	0
	Unresolved write-in votes:	0	0

Precinct Results Report

General Election 2019

Run Time 1:10 PM

Run Date 11/26/2019

Douglas County

General Election

11/5/2019

Page 278

Official Results**Registered Voters**

10629 of 22711 = 46.80%

Precincts Reporting

0 of 47 = 0.00%

308

72 of 108 registered voters = 66.67%

Hospital District #3 Commissioner #2 - 2 Year Unexpired Term

Choice	Party	Absentee Voting	Total
Lee G. Hemmer		29 100.00%	29 100.00%
	Cast Votes:	29 100.00%	29 100.00%
	Undervotes:	3	3
	Overvotes:	0	0
	Unresolved write-in votes:	0	0

Bridgeport School District 75 Director 1

Choice	Party	Absentee Voting	Total
Bennie Polvos		9 100.00%	9 100.00%
	Cast Votes:	9 100.00%	9 100.00%
	Undervotes:	2	2
	Overvotes:	0	0
	Unresolved write-in votes:	0	0

Bridgeport School District 75 Director 3

Choice	Party	Absentee Voting	Total
Matt West		9 100.00%	9 100.00%
	Cast Votes:	9 100.00%	9 100.00%
	Undervotes:	2	2
	Overvotes:	0	0
	Unresolved write-in votes:	0	0

Bridgeport School District 75 Director 4

Choice	Party	Absentee Voting	Total
Wayne van Zwoll		9 100.00%	9 100.00%
	Cast Votes:	9 100.00%	9 100.00%
	Undervotes:	2	2
	Overvotes:	0	0
	Unresolved write-in votes:	0	0

Precinct Results Report

General Election 2019

Run Time 1:10 PM

Run Date 11/26/2019

Douglas County

General Election

11/5/2019

Page 279

Official Results**Registered Voters**

10629 of 22711 = 46.80%

Precincts Reporting

0 of 47 = 0.00%

308

72 of 108 registered voters = 66.67%

Coulee Hartline School District 151 School Director #2

Choice	Party	Absentee Voting		Total	
Brian Isaak		43	100.00%	43	100.00%
	Cast Votes:	43	100.00%	43	100.00%
	Undervotes:	9		9	
	Overvotes:	0		0	
	Unresolved write-in votes:	0		0	

Coulee Hartline School District 151 School Director #4

Choice	Party	Absentee Voting		Total	
Joshua Wood		24	52.17%	24	52.17%
William Murray		22	47.83%	22	47.83%
	Cast Votes:	46	100.00%	46	100.00%
	Undervotes:	6		6	
	Overvotes:	0		0	
	Unresolved write-in votes:	0		0	

Coulee Hartline School District 151 School Director #5 At Large

Choice	Party	Absentee Voting		Total	
Dawn Baergen		38	100.00%	38	100.00%
	Cast Votes:	38	100.00%	38	100.00%
	Undervotes:	14		14	
	Overvotes:	0		0	
	Unresolved write-in votes:	0		0	

Mansfield School District 207 Director 3

Choice	Party	Absentee Voting		Total	
Jesse Shafer		4	44.44%	4	44.44%
Justin Bowen		5	55.56%	5	55.56%
	Cast Votes:	9	100.00%	9	100.00%
	Undervotes:	0		0	
	Overvotes:	0		0	
	Unresolved write-in votes:	0		0	

Precinct Results Report

General Election 2019

Run Time 1:10 PM

Run Date 11/26/2019

Douglas County

General Election

11/5/2019

Page 280

Official Results**Registered Voters**

10629 of 22711 = 46.80%

Precincts Reporting

0 of 47 = 0.00%

308

72 of 108 registered voters = 66.67%

Mansfield School District 207 Director 4 At Large

Choice	Party	Absentee Voting		Total	
Dusty Wittig		8	88.89%	8	88.89%
Julie Caille		1	11.11%	1	11.11%
Cast Votes:		9	100.00%	9	100.00%
Undervotes:		0		0	
Overvotes:		0		0	
Unresolved write-in votes:		0		0	

Fire District #1 Commissioner #1 - 4 Year Unexpired Term

Choice	Party	Absentee Voting		Total	
Clark Bromiley		0	0.00%	0	0.00%
Cast Votes:		0	0.00%	0	0.00%
Undervotes:		0		0	
Overvotes:		0		0	
Unresolved write-in votes:		0		0	

Fire District #1 Commissioner #3

Choice	Party	Absentee Voting		Total	
Gary Mullendore		0	0.00%	0	0.00%
Cast Votes:		0	0.00%	0	0.00%
Undervotes:		0		0	
Overvotes:		0		0	
Unresolved write-in votes:		0		0	

Fire District #5 Commissioner #1 - 4 Year Unexpired Term

Choice	Party	Absentee Voting		Total	
Douglas L. Tanneberg		37	100.00%	37	100.00%
Cast Votes:		37	100.00%	37	100.00%
Undervotes:		4		4	
Overvotes:		0		0	
Unresolved write-in votes:		0		0	

Precinct Results Report

General Election 2019

Run Time 1:10 PM

Run Date 11/26/2019

Douglas County

General Election

11/5/2019

Page 281

Official Results**Registered Voters**

10629 of 22711 = 46.80%

Precincts Reporting

0 of 47 = 0.00%

308

72 of 108 registered voters = 66.67%

Fire District #5 Commissioner #2

Choice	Party	Absentee Voting		Total	
Norman Tupling		37	100.00%	37	100.00%
	Cast Votes:	37	100.00%	37	100.00%
	Undervotes:	4		4	
	Overvotes:	0		0	
	Unresolved write-in votes:	0		0	

Fire District #8 Commissioner #3

Choice	Party	Absentee Voting		Total	
W. Paul Malone		21	100.00%	21	100.00%
	Cast Votes:	21	100.00%	21	100.00%
	Undervotes:	5		5	
	Overvotes:	1		1	
	Unresolved write-in votes:	0		0	

Cemetery District #3 Commissioner #2 - 2 Year Unexpired Term

Choice	Party	Absentee Voting		Total	
Larry D. Tanneberg		29	100.00%	29	100.00%
	Cast Votes:	29	100.00%	29	100.00%
	Undervotes:	11		11	
	Overvotes:	0		0	
	Unresolved write-in votes:	0		0	

Cemetery District #3 Commissioner #3 - Short/Full Term

Choice	Party	Absentee Voting		Total	
David G. Davis Jr.		30	100.00%	30	100.00%
	Cast Votes:	30	100.00%	30	100.00%
	Undervotes:	10		10	
	Overvotes:	0		0	
	Unresolved write-in votes:	0		0	

Precinct Results Report

General Election 2019

Run Time 1:10 PM

Run Date 11/26/2019

Douglas County

General Election

11/5/2019

Page 282

Official Results**Registered Voters**

10629 of 22711 = 46.80%

Precincts Reporting

0 of 47 = 0.00%

309

102 of 165 registered voters = 61.82%

Referendum Measure No. 88

Choice	Party	Absentee Voting		Total	
Approved		17	18.68%	17	18.68%
Rejected		74	81.32%	74	81.32%
	Cast Votes:	91	100.00%	91	100.00%
	Undervotes:	11		11	
	Overvotes:	0		0	
	Unresolved write-in votes:	0		0	

Initiative Measure No. 976

Choice	Party	Absentee Voting		Total	
Yes		76	77.55%	76	77.55%
No		22	22.45%	22	22.45%
	Cast Votes:	98	100.00%	98	100.00%
	Undervotes:	4		4	
	Overvotes:	0		0	
	Unresolved write-in votes:	0		0	

Advisory Vote No. 20

Choice	Party	Absentee Voting		Total	
Repealed		84	89.36%	84	89.36%
Maintained		10	10.64%	10	10.64%
	Cast Votes:	94	100.00%	94	100.00%
	Undervotes:	8		8	
	Overvotes:	0		0	
	Unresolved write-in votes:	0		0	

Advisory Vote No. 21

Choice	Party	Absentee Voting		Total	
Repealed		85	90.43%	85	90.43%
Maintained		9	9.57%	9	9.57%
	Cast Votes:	94	100.00%	94	100.00%
	Undervotes:	8		8	
	Overvotes:	0		0	
	Unresolved write-in votes:	0		0	

Precinct Results Report

General Election 2019

Run Time 1:10 PM

Run Date 11/26/2019

Douglas County

General Election

11/5/2019

Page 283

Official Results**Registered Voters**

10629 of 22711 = 46.80%

Precincts Reporting

0 of 47 = 0.00%

309

102 of 165 registered voters = 61.82%

Advisory Vote No. 22

Choice	Party	Absentee Voting		Total	
Repealed		83	89.25%	83	89.25%
Maintained		10	10.75%	10	10.75%
Cast Votes:		93	100.00%	93	100.00%
Undervotes:		9		9	
Overvotes:		0		0	
Unresolved write-in votes:		0		0	

Advisory Vote No. 23

Choice	Party	Absentee Voting		Total	
Repealed		64	68.82%	64	68.82%
Maintained		29	31.18%	29	31.18%
Cast Votes:		93	100.00%	93	100.00%
Undervotes:		9		9	
Overvotes:		0		0	
Unresolved write-in votes:		0		0	

Advisory Vote No. 24

Choice	Party	Absentee Voting		Total	
Repealed		88	94.62%	88	94.62%
Maintained		5	5.38%	5	5.38%
Cast Votes:		93	100.00%	93	100.00%
Undervotes:		9		9	
Overvotes:		0		0	
Unresolved write-in votes:		0		0	

Advisory Vote No. 25

Choice	Party	Absentee Voting		Total	
Repealed		85	90.43%	85	90.43%
Maintained		9	9.57%	9	9.57%
Cast Votes:		94	100.00%	94	100.00%
Undervotes:		8		8	
Overvotes:		0		0	
Unresolved write-in votes:		0		0	

Precinct Results Report

General Election 2019

Run Time 1:10 PM

Run Date 11/26/2019

Douglas County

General Election

11/5/2019

Page 284

Official Results**Registered Voters**

10629 of 22711 = 46.80%

Precincts Reporting

0 of 47 = 0.00%

309

102 of 165 registered voters = 61.82%

Advisory Vote No. 26

Choice	Party	Absentee Voting		Total	
Repealed		81	88.04%	81	88.04%
Maintained		11	11.96%	11	11.96%
Cast Votes:		92	100.00%	92	100.00%
Undervotes:		10		10	
Overvotes:		0		0	
Unresolved write-in votes:		0		0	

Advisory Vote No. 27

Choice	Party	Absentee Voting		Total	
Repealed		89	94.68%	89	94.68%
Maintained		5	5.32%	5	5.32%
Cast Votes:		94	100.00%	94	100.00%
Undervotes:		8		8	
Overvotes:		0		0	
Unresolved write-in votes:		0		0	

Advisory Vote No. 28

Choice	Party	Absentee Voting		Total	
Repealed		76	80.85%	76	80.85%
Maintained		18	19.15%	18	19.15%
Cast Votes:		94	100.00%	94	100.00%
Undervotes:		8		8	
Overvotes:		0		0	
Unresolved write-in votes:		0		0	

Advisory Vote No. 29

Choice	Party	Absentee Voting		Total	
Repealed		84	89.36%	84	89.36%
Maintained		10	10.64%	10	10.64%
Cast Votes:		94	100.00%	94	100.00%
Undervotes:		8		8	
Overvotes:		0		0	
Unresolved write-in votes:		0		0	

Precinct Results Report

General Election 2019

Run Time 1:10 PM

Run Date 11/26/2019

Douglas County

General Election

11/5/2019

Page 285

Official Results**Registered Voters**

10629 of 22711 = 46.80%

Precincts Reporting

0 of 47 = 0.00%

309

102 of 165 registered voters = 61.82%

Advisory Vote No. 30

Choice	Party	Absentee Voting		Total	
Repealed		78	83.87%	78	83.87%
Maintained		15	16.13%	15	16.13%
Cast Votes:		93	100.00%	93	100.00%
Undervotes:		9		9	
Overvotes:		0		0	
Unresolved write-in votes:		0		0	

Advisory Vote No. 31

Choice	Party	Absentee Voting		Total	
Repealed		72	79.12%	72	79.12%
Maintained		19	20.88%	19	20.88%
Cast Votes:		91	100.00%	91	100.00%
Undervotes:		11		11	
Overvotes:		0		0	
Unresolved write-in votes:		0		0	

Senate Joint Resolution No.8200

Choice	Party	Absentee Voting		Total	
Approved		33	34.74%	33	34.74%
Rejected		62	65.26%	62	65.26%
Cast Votes:		95	100.00%	95	100.00%
Undervotes:		7		7	
Overvotes:		0		0	
Unresolved write-in votes:		0		0	

Superior Court Judge Judge Position 1

Choice	Party	Absentee Voting		Total	
Brian C. Huber		60	100.00%	60	100.00%
Cast Votes:		60	100.00%	60	100.00%
Undervotes:		41		41	
Overvotes:		0		0	
Unresolved write-in votes:		1		1	

Precinct Results Report

General Election 2019

Run Time 1:10 PM

Run Date 11/26/2019

Douglas County

General Election

11/5/2019

Page 286

Official Results**Registered Voters**

10629 of 22711 = 46.80%

Precincts Reporting

0 of 47 = 0.00%

309

102 of 165 registered voters = 61.82%

Port Countywide Commissioner District 1

Choice	Party	Absentee Voting		Total	
Jim Huffman		60	100.00%	60	100.00%
	Cast Votes:	60	100.00%	60	100.00%
	Undervotes:	41		41	
	Overvotes:	0		0	
	Unresolved write-in votes:	1		1	

Hospital District #1 Commissioner Position 2 At Large

Choice	Party	Absentee Voting		Total	
Leslie McNamara		47	100.00%	47	100.00%
	Cast Votes:	47	100.00%	47	100.00%
	Undervotes:	31		31	
	Overvotes:	0		0	
	Unresolved write-in votes:	1		1	

Hospital District #1 Commissioner Position 3 At Large

Choice	Party	Absentee Voting		Total	
Michael Pruett		46	100.00%	46	100.00%
	Cast Votes:	46	100.00%	46	100.00%
	Undervotes:	32		32	
	Overvotes:	0		0	
	Unresolved write-in votes:	1		1	

Hospital District #1 Commissioner Position 4 At Large

Choice	Party	Absentee Voting		Total	
Cherryl (Cherri) Thomas		46	100.00%	46	100.00%
	Cast Votes:	46	100.00%	46	100.00%
	Undervotes:	32		32	
	Overvotes:	0		0	
	Unresolved write-in votes:	1		1	

Precinct Results Report

General Election 2019

Run Time 1:10 PM

Run Date 11/26/2019

Douglas County

General Election

11/5/2019

Page 287

Official Results**Registered Voters**

10629 of 22711 = 46.80%

Precincts Reporting

0 of 47 = 0.00%

309

102 of 165 registered voters = 61.82%

Lake Chelan School District 129 Director District #2

Choice	Party	Absentee Voting		Total	
Agustin Benegas		13	100.00%	13	100.00%
	Cast Votes:	13	100.00%	13	100.00%
	Undervotes:	8		8	
	Overvotes:	0		0	
	Unresolved write-in votes:	2		2	

Lake Chelan School District 129 Director District #4 At Large

Choice	Party	Absentee Voting		Total	
Andrew D. Baker		6	50.00%	6	50.00%
Kimberly Thorpe		6	50.00%	6	50.00%
	Cast Votes:	12	100.00%	12	100.00%
	Undervotes:	11		11	
	Overvotes:	0		0	
	Unresolved write-in votes:	0		0	

Lake Chelan School District 129 Director District #5 At Large

Choice	Party	Absentee Voting		Total	
Jeff Fehr		16	100.00%	16	100.00%
	Cast Votes:	16	100.00%	16	100.00%
	Undervotes:	7		7	
	Overvotes:	0		0	
	Unresolved write-in votes:	0		0	

Mansfield School District 207 Director 3

Choice	Party	Absentee Voting		Total	
Jesse Shafer		40	54.05%	40	54.05%
Justin Bowen		34	45.95%	34	45.95%
	Cast Votes:	74	100.00%	74	100.00%
	Undervotes:	4		4	
	Overvotes:	0		0	
	Unresolved write-in votes:	1		1	

Precinct Results Report

General Election 2019

Run Time 1:10 PM

Run Date 11/26/2019

Douglas County

General Election

11/5/2019

Page 288

Official Results**Registered Voters**

10629 of 22711 = 46.80%

Precincts Reporting

0 of 47 = 0.00%

309

102 of 165 registered voters = 61.82%

Mansfield School District 207 Director 4 At Large

Choice	Party	Absentee Voting		Total	
Dusty Wittig		46	62.16%	46	62.16%
Julie Caille		28	37.84%	28	37.84%
Cast Votes:		74	100.00%	74	100.00%
Undervotes:		5		5	
Overvotes:		0		0	
Unresolved write-in votes:		0		0	

Fire District #5 Commissioner #1 - 4 Year Unexpired Term

Choice	Party	Absentee Voting		Total	
Douglas L. Tanneberg		81	100.00%	81	100.00%
Cast Votes:		81	100.00%	81	100.00%
Undervotes:		21		21	
Overvotes:		0		0	
Unresolved write-in votes:		0		0	

Fire District #5 Commissioner #2

Choice	Party	Absentee Voting		Total	
Norman Tupling		75	100.00%	75	100.00%
Cast Votes:		75	100.00%	75	100.00%
Undervotes:		25		25	
Overvotes:		0		0	
Unresolved write-in votes:		2		2	

Precinct Results Report

General Election 2019

Run Time 1:10 PM

Run Date 11/26/2019

Douglas County

General Election

11/5/2019

Page 289

Official Results**Registered Voters**

10629 of 22711 = 46.80%

Precincts Reporting

0 of 47 = 0.00%

310

128 of 190 registered voters = 67.37%

Referendum Measure No. 88

Choice	Party	Absentee Voting		Total	
Approved		26	24.30%	26	24.30%
Rejected		81	75.70%	81	75.70%
Cast Votes:		107	100.00%	107	100.00%
Undervotes:		21		21	
Overvotes:		0		0	
Unresolved write-in votes:		0		0	

Initiative Measure No. 976

Choice	Party	Absentee Voting		Total	
Yes		93	75.00%	93	75.00%
No		31	25.00%	31	25.00%
Cast Votes:		124	100.00%	124	100.00%
Undervotes:		4		4	
Overvotes:		0		0	
Unresolved write-in votes:		0		0	

Advisory Vote No. 20

Choice	Party	Absentee Voting		Total	
Repealed		101	84.17%	101	84.17%
Maintained		19	15.83%	19	15.83%
Cast Votes:		120	100.00%	120	100.00%
Undervotes:		8		8	
Overvotes:		0		0	
Unresolved write-in votes:		0		0	

Advisory Vote No. 21

Choice	Party	Absentee Voting		Total	
Repealed		104	84.55%	104	84.55%
Maintained		19	15.45%	19	15.45%
Cast Votes:		123	100.00%	123	100.00%
Undervotes:		5		5	
Overvotes:		0		0	
Unresolved write-in votes:		0		0	

Precinct Results Report

General Election 2019

Run Time 1:10 PM

Run Date 11/26/2019

Douglas County

General Election

11/5/2019

Page 290

Official Results**Registered Voters**

10629 of 22711 = 46.80%

Precincts Reporting

0 of 47 = 0.00%

310

128 of 190 registered voters = 67.37%

Advisory Vote No. 22

Choice	Party	Absentee Voting		Total	
Repealed		105	86.07%	105	86.07%
Maintained		17	13.93%	17	13.93%
Cast Votes:		122	100.00%	122	100.00%
Undervotes:		6		6	
Overvotes:		0		0	
Unresolved write-in votes:		0		0	

Advisory Vote No. 23

Choice	Party	Absentee Voting		Total	
Repealed		75	60.98%	75	60.98%
Maintained		48	39.02%	48	39.02%
Cast Votes:		123	100.00%	123	100.00%
Undervotes:		5		5	
Overvotes:		0		0	
Unresolved write-in votes:		0		0	

Advisory Vote No. 24

Choice	Party	Absentee Voting		Total	
Repealed		111	90.98%	111	90.98%
Maintained		11	9.02%	11	9.02%
Cast Votes:		122	100.00%	122	100.00%
Undervotes:		6		6	
Overvotes:		0		0	
Unresolved write-in votes:		0		0	

Advisory Vote No. 25

Choice	Party	Absentee Voting		Total	
Repealed		110	89.43%	110	89.43%
Maintained		13	10.57%	13	10.57%
Cast Votes:		123	100.00%	123	100.00%
Undervotes:		5		5	
Overvotes:		0		0	
Unresolved write-in votes:		0		0	

Precinct Results Report

General Election 2019

Run Time 1:10 PM

Run Date 11/26/2019

Douglas County

General Election

11/5/2019

Page 291

Official Results**Registered Voters**

10629 of 22711 = 46.80%

Precincts Reporting

0 of 47 = 0.00%

310

128 of 190 registered voters = 67.37%

Advisory Vote No. 26

Choice	Party	Absentee Voting		Total	
Repealed		109	90.08%	109	90.08%
Maintained		12	9.92%	12	9.92%
Cast Votes:		121	100.00%	121	100.00%
Undervotes:		7		7	
Overvotes:		0		0	
Unresolved write-in votes:		0		0	

Advisory Vote No. 27

Choice	Party	Absentee Voting		Total	
Repealed		116	94.31%	116	94.31%
Maintained		7	5.69%	7	5.69%
Cast Votes:		123	100.00%	123	100.00%
Undervotes:		5		5	
Overvotes:		0		0	
Unresolved write-in votes:		0		0	

Advisory Vote No. 28

Choice	Party	Absentee Voting		Total	
Repealed		85	70.83%	85	70.83%
Maintained		35	29.17%	35	29.17%
Cast Votes:		120	100.00%	120	100.00%
Undervotes:		8		8	
Overvotes:		0		0	
Unresolved write-in votes:		0		0	

Advisory Vote No. 29

Choice	Party	Absentee Voting		Total	
Repealed		115	93.50%	115	93.50%
Maintained		8	6.50%	8	6.50%
Cast Votes:		123	100.00%	123	100.00%
Undervotes:		5		5	
Overvotes:		0		0	
Unresolved write-in votes:		0		0	

Precinct Results Report

General Election 2019

Run Time 1:10 PM
Run Date 11/26/2019

Douglas County

General Election

11/5/2019

Page 292

Official Results

Registered Voters
10629 of 22711 = 46.80%

Precincts Reporting
0 of 47 = 0.00%

310

128 of 190 registered voters = 67.37%

Advisory Vote No. 30

Choice	Party	Absentee Voting		Total	
Repealed		103	85.83%	103	85.83%
Maintained		17	14.17%	17	14.17%
Cast Votes:		120	100.00%	120	100.00%
Undervotes:		8		8	
Overvotes:		0		0	
Unresolved write-in votes:		0		0	

Advisory Vote No. 31

Choice	Party	Absentee Voting		Total	
Repealed		94	77.69%	94	77.69%
Maintained		27	22.31%	27	22.31%
Cast Votes:		121	100.00%	121	100.00%
Undervotes:		7		7	
Overvotes:		0		0	
Unresolved write-in votes:		0		0	

Senate Joint Resolution No.8200

Choice	Party	Absentee Voting		Total	
Approved		60	49.18%	60	49.18%
Rejected		62	50.82%	62	50.82%
Cast Votes:		122	100.00%	122	100.00%
Undervotes:		6		6	
Overvotes:		0		0	
Unresolved write-in votes:		0		0	

Superior Court Judge Judge Position 1

Choice	Party	Absentee Voting		Total	
Brian C. Huber		93	100.00%	93	100.00%
Cast Votes:		93	100.00%	93	100.00%
Undervotes:		34		34	
Overvotes:		0		0	
Unresolved write-in votes:		1		1	

Precinct Results Report

General Election 2019

Run Time 1:10 PM

Run Date 11/26/2019

Douglas County

General Election

11/5/2019

Page 293

Official Results**Registered Voters**

10629 of 22711 = 46.80%

Precincts Reporting

0 of 47 = 0.00%

310

128 of 190 registered voters = 67.37%

Port Countywide Commissioner District 1

Choice	Party	Absentee Voting		Total	
Jim Huffman		94	100.00%	94	100.00%
	Cast Votes:	94	100.00%	94	100.00%
	Undervotes:	34		34	
	Overvotes:	0		0	
	Unresolved write-in votes:	0		0	

Hospital District #1 Commissioner Position 2 At Large

Choice	Party	Absentee Voting		Total	
Leslie McNamara		87	100.00%	87	100.00%
	Cast Votes:	87	100.00%	87	100.00%
	Undervotes:	41		41	
	Overvotes:	0		0	
	Unresolved write-in votes:	0		0	

Hospital District #1 Commissioner Position 3 At Large

Choice	Party	Absentee Voting		Total	
Michael Pruett		87	100.00%	87	100.00%
	Cast Votes:	87	100.00%	87	100.00%
	Undervotes:	41		41	
	Overvotes:	0		0	
	Unresolved write-in votes:	0		0	

Hospital District #1 Commissioner Position 4 At Large

Choice	Party	Absentee Voting		Total	
Cherryl (Cherri) Thomas		85	100.00%	85	100.00%
	Cast Votes:	85	100.00%	85	100.00%
	Undervotes:	43		43	
	Overvotes:	0		0	
	Unresolved write-in votes:	0		0	

Precinct Results Report

General Election 2019

Run Time 1:10 PM

Run Date 11/26/2019

Douglas County

General Election

11/5/2019

Page 294

Official Results**Registered Voters**

10629 of 22711 = 46.80%

Precincts Reporting

0 of 47 = 0.00%

310

128 of 190 registered voters = 67.37%

Mansfield School District 207 Director 3

Choice	Party	Absentee Voting		Total	
Jesse Shafer		73	60.83%	73	60.83%
Justin Bowen		47	39.17%	47	39.17%
Cast Votes:		120	100.00%	120	100.00%
Undervotes:		5		5	
Overvotes:		1		1	
Unresolved write-in votes:		2		2	

Mansfield School District 207 Director 4 At Large

Choice	Party	Absentee Voting		Total	
Dusty Wittig		83	67.48%	83	67.48%
Julie Caille		40	32.52%	40	32.52%
Cast Votes:		123	100.00%	123	100.00%
Undervotes:		5		5	
Overvotes:		0		0	
Unresolved write-in votes:		0		0	

Town of Mansfield Mayor

Choice	Party	Absentee Voting		Total	
Thomas Snell		78	100.00%	78	100.00%
Cast Votes:		78	100.00%	78	100.00%
Undervotes:		29		29	
Overvotes:		0		0	
Unresolved write-in votes:		21		21	

Town of Mansfield Council Position 1

Choice	Party	Absentee Voting		Total	
Clint Wall		92	100.00%	92	100.00%
Cast Votes:		92	100.00%	92	100.00%
Undervotes:		28		28	
Overvotes:		0		0	
Unresolved write-in votes:		8		8	

Precinct Results Report

General Election 2019

Run Time 1:10 PM

Run Date 11/26/2019

Douglas County

General Election

11/5/2019

Page 295

Official Results**Registered Voters**

10629 of 22711 = 46.80%

Precincts Reporting

0 of 47 = 0.00%

310

128 of 190 registered voters = 67.37%

Town of Mansfield Council Position 3

Choice	Party	Absentee Voting		Total	
Betty Wilsey		85	100.00%	85	100.00%
	Cast Votes:	85	100.00%	85	100.00%
	Undervotes:	38		38	
	Overvotes:	0		0	
	Unresolved write-in votes:	5		5	

Town of Mansfield Council Position 5

Choice	Party	Absentee Voting		Total	
Luke Hall		94	100.00%	94	100.00%
	Cast Votes:	94	100.00%	94	100.00%
	Undervotes:	28		28	
	Overvotes:	0		0	
	Unresolved write-in votes:	6		6	

Fire District #5 Commissioner #1 - 4 Year Unexpired Term

Choice	Party	Absentee Voting		Total	
Douglas L. Tanneberg		107	100.00%	107	100.00%
	Cast Votes:	107	100.00%	107	100.00%
	Undervotes:	21		21	
	Overvotes:	0		0	
	Unresolved write-in votes:	0		0	

Fire District #5 Commissioner #2

Choice	Party	Absentee Voting		Total	
Norman Tupling		94	100.00%	94	100.00%
	Cast Votes:	94	100.00%	94	100.00%
	Undervotes:	26		26	
	Overvotes:	0		0	
	Unresolved write-in votes:	8		8	

Precinct Results Report

General Election 2019

Run Time 1:10 PM

Run Date 11/26/2019

Douglas County

General Election

11/5/2019

Page 296

Official Results**Registered Voters**

10629 of 22711 = 46.80%

Precincts Reporting

0 of 47 = 0.00%

311

160 of 350 registered voters = 45.71%

Referendum Measure No. 88

Choice	Party	Absentee Voting		Total	
Approved		35	26.72%	35	26.72%
Rejected		96	73.28%	96	73.28%
	Cast Votes:	131	100.00%	131	100.00%
	Undervotes:	29		29	
	Overvotes:	0		0	
	Unresolved write-in votes:	0		0	

Initiative Measure No. 976

Choice	Party	Absentee Voting		Total	
Yes		113	73.38%	113	73.38%
No		41	26.62%	41	26.62%
	Cast Votes:	154	100.00%	154	100.00%
	Undervotes:	5		5	
	Overvotes:	1		1	
	Unresolved write-in votes:	0		0	

Advisory Vote No. 20

Choice	Party	Absentee Voting		Total	
Repealed		136	87.74%	136	87.74%
Maintained		19	12.26%	19	12.26%
	Cast Votes:	155	100.00%	155	100.00%
	Undervotes:	5		5	
	Overvotes:	0		0	
	Unresolved write-in votes:	0		0	

Advisory Vote No. 21

Choice	Party	Absentee Voting		Total	
Repealed		123	80.92%	123	80.92%
Maintained		29	19.08%	29	19.08%
	Cast Votes:	152	100.00%	152	100.00%
	Undervotes:	8		8	
	Overvotes:	0		0	
	Unresolved write-in votes:	0		0	

Precinct Results Report

General Election 2019

Run Time 1:10 PM

Run Date 11/26/2019

Douglas County

General Election

11/5/2019

Page 297

Official Results**Registered Voters**

10629 of 22711 = 46.80%

Precincts Reporting

0 of 47 = 0.00%

311

160 of 350 registered voters = 45.71%

Advisory Vote No. 22

Choice	Party	Absentee Voting		Total	
Repealed		129	83.77%	129	83.77%
Maintained		25	16.23%	25	16.23%
Cast Votes:		154	100.00%	154	100.00%
Undervotes:		6		6	
Overvotes:		0		0	
Unresolved write-in votes:		0		0	

Advisory Vote No. 23

Choice	Party	Absentee Voting		Total	
Repealed		79	51.30%	79	51.30%
Maintained		75	48.70%	75	48.70%
Cast Votes:		154	100.00%	154	100.00%
Undervotes:		6		6	
Overvotes:		0		0	
Unresolved write-in votes:		0		0	

Advisory Vote No. 24

Choice	Party	Absentee Voting		Total	
Repealed		131	87.33%	131	87.33%
Maintained		19	12.67%	19	12.67%
Cast Votes:		150	100.00%	150	100.00%
Undervotes:		10		10	
Overvotes:		0		0	
Unresolved write-in votes:		0		0	

Advisory Vote No. 25

Choice	Party	Absentee Voting		Total	
Repealed		126	82.35%	126	82.35%
Maintained		27	17.65%	27	17.65%
Cast Votes:		153	100.00%	153	100.00%
Undervotes:		7		7	
Overvotes:		0		0	
Unresolved write-in votes:		0		0	

Precinct Results Report

General Election 2019

Run Time 1:10 PM

Run Date 11/26/2019

Douglas County

General Election

11/5/2019

Page 298

Official Results**Registered Voters**

10629 of 22711 = 46.80%

Precincts Reporting

0 of 47 = 0.00%

311

160 of 350 registered voters = 45.71%

Advisory Vote No. 26

Choice	Party	Absentee Voting		Total	
Repealed		118	77.63%	118	77.63%
Maintained		34	22.37%	34	22.37%
Cast Votes:		152	100.00%	152	100.00%
Undervotes:		8		8	
Overvotes:		0		0	
Unresolved write-in votes:		0		0	

Advisory Vote No. 27

Choice	Party	Absentee Voting		Total	
Repealed		137	89.54%	137	89.54%
Maintained		16	10.46%	16	10.46%
Cast Votes:		153	100.00%	153	100.00%
Undervotes:		7		7	
Overvotes:		0		0	
Unresolved write-in votes:		0		0	

Advisory Vote No. 28

Choice	Party	Absentee Voting		Total	
Repealed		102	68.00%	102	68.00%
Maintained		48	32.00%	48	32.00%
Cast Votes:		150	100.00%	150	100.00%
Undervotes:		10		10	
Overvotes:		0		0	
Unresolved write-in votes:		0		0	

Advisory Vote No. 29

Choice	Party	Absentee Voting		Total	
Repealed		137	89.54%	137	89.54%
Maintained		16	10.46%	16	10.46%
Cast Votes:		153	100.00%	153	100.00%
Undervotes:		7		7	
Overvotes:		0		0	
Unresolved write-in votes:		0		0	

Precinct Results Report

General Election 2019

Run Time 1:10 PM

Run Date 11/26/2019

Douglas County

General Election

11/5/2019

Page 299

Official Results**Registered Voters**

10629 of 22711 = 46.80%

Precincts Reporting

0 of 47 = 0.00%

311

160 of 350 registered voters = 45.71%

Advisory Vote No. 30

Choice	Party	Absentee Voting		Total	
Repealed		121	81.21%	121	81.21%
Maintained		28	18.79%	28	18.79%
Cast Votes:		149	100.00%	149	100.00%
Undervotes:		11		11	
Overvotes:		0		0	
Unresolved write-in votes:		0		0	

Advisory Vote No. 31

Choice	Party	Absentee Voting		Total	
Repealed		105	69.54%	105	69.54%
Maintained		46	30.46%	46	30.46%
Cast Votes:		151	100.00%	151	100.00%
Undervotes:		9		9	
Overvotes:		0		0	
Unresolved write-in votes:		0		0	

Senate Joint Resolution No.8200

Choice	Party	Absentee Voting		Total	
Approved		74	48.68%	74	48.68%
Rejected		78	51.32%	78	51.32%
Cast Votes:		152	100.00%	152	100.00%
Undervotes:		8		8	
Overvotes:		0		0	
Unresolved write-in votes:		0		0	

Superior Court Judge Judge Position 1

Choice	Party	Absentee Voting		Total	
Brian C. Huber		94	100.00%	94	100.00%
Cast Votes:		94	100.00%	94	100.00%
Undervotes:		66		66	
Overvotes:		0		0	
Unresolved write-in votes:		0		0	

Precinct Results Report

General Election 2019

Run Time 1:10 PM

Run Date 11/26/2019

Douglas County

General Election

11/5/2019

Page 300

Official Results**Registered Voters**

10629 of 22711 = 46.80%

Precincts Reporting

0 of 47 = 0.00%

311

160 of 350 registered voters = 45.71%

Port Countywide Commissioner District 1

Choice	Party	Absentee Voting		Total	
Jim Huffman		98	100.00%	98	100.00%
	Cast Votes:	98	100.00%	98	100.00%
	Undervotes:	62		62	
	Overvotes:	0		0	
	Unresolved write-in votes:	0		0	

Orondo School District 13 Director 3

Choice	Party	Absentee Voting		Total	
Tim Meyers		94	100.00%	94	100.00%
	Cast Votes:	94	100.00%	94	100.00%
	Undervotes:	51		51	
	Overvotes:	0		0	
	Unresolved write-in votes:	3		3	

Orondo School District 13 Director 4

Choice	Party	Absentee Voting		Total	
Hannah Poush		95	100.00%	95	100.00%
	Cast Votes:	95	100.00%	95	100.00%
	Undervotes:	51		51	
	Overvotes:	0		0	
	Unresolved write-in votes:	2		2	

Orondo School District 13 Director 5

Choice	Party	Absentee Voting		Total	
Jennifer Foreman		102	100.00%	102	100.00%
	Cast Votes:	102	100.00%	102	100.00%
	Undervotes:	45		45	
	Overvotes:	0		0	
	Unresolved write-in votes:	1		1	

Precinct Results Report

General Election 2019

Run Time 1:10 PM

Run Date 11/26/2019

Douglas County

General Election

11/5/2019

Page 301

Official Results

Registered Voters

10629 of 22711 = 46.80%

Precincts Reporting

0 of 47 = 0.00%

311

160 of 350 registered voters = 45.71%

Eastmont School District 206 Director 1

Choice	Party	Absentee Voting		Total	
Cindy Wright		3	75.00%	3	75.00%
Sasha Sleiman		1	25.00%	1	25.00%
	Cast Votes:	4	100.00%	4	100.00%
	Undervotes:	8		8	
	Overvotes:	0		0	
	Unresolved write-in votes:	0		0	

Eastmont School District 206 Director 2

Choice	Party	Absentee Voting		Total	
Whitney Smith		1	33.33%	1	33.33%
Nathan Medeiros		2	66.67%	2	66.67%
	Cast Votes:	3	100.00%	3	100.00%
	Undervotes:	9		9	
	Overvotes:	0		0	
	Unresolved write-in votes:	0		0	

Eastmont School District 206 Director 5 At Large

Choice	Party	Absentee Voting		Total	
Meaghan Vibbert		2	50.00%	2	50.00%
Lyle McClune		2	50.00%	2	50.00%
	Cast Votes:	4	100.00%	4	100.00%
	Undervotes:	8		8	
	Overvotes:	0		0	
	Unresolved write-in votes:	0		0	

Fire District #4 Commissioner #2

Choice	Party	Absentee Voting		Total	
Greg Nellist		27	26.73%	27	26.73%
David Marden		74	73.27%	74	73.27%
	Cast Votes:	101	100.00%	101	100.00%
	Undervotes:	58		58	
	Overvotes:	0		0	
	Unresolved write-in votes:	1		1	

Precinct Results Report

General Election 2019

Run Time 1:10 PM

Run Date 11/26/2019

Douglas County

General Election

11/5/2019

Page 302

Official Results

Registered Voters

10629 of 22711 = 46.80%

Precincts Reporting

0 of 47 = 0.00%

311

160 of 350 registered voters = 45.71%

Cemetery District #1 Commissioner #3 - 2 Year Unexpired Term

Choice	Party	Absentee Voting		Total	
Dennis Rose		91	100.00%	91	100.00%
	Cast Votes:	91	100.00%	91	100.00%
	Undervotes:	46		46	
	Overvotes:	0		0	
	Unresolved write-in votes:	11		11	

Precinct Results Report

General Election 2019

Run Time 1:10 PM

Run Date 11/26/2019

Douglas County

General Election

11/5/2019

Page 303

Official Results**Registered Voters**

10629 of 22711 = 46.80%

Precincts Reporting

0 of 47 = 0.00%

312

263 of 559 registered voters = 47.05%

Referendum Measure No. 88

Choice	Party	Absentee Voting		Total	
Approved		71	31.84%	71	31.84%
Rejected		152	68.16%	152	68.16%
	Cast Votes:	223	100.00%	223	100.00%
	Undervotes:	39		39	
	Overvotes:	1		1	
	Unresolved write-in votes:	0		0	

Initiative Measure No. 976

Choice	Party	Absentee Voting		Total	
Yes		193	73.66%	193	73.66%
No		69	26.34%	69	26.34%
	Cast Votes:	262	100.00%	262	100.00%
	Undervotes:	1		1	
	Overvotes:	0		0	
	Unresolved write-in votes:	0		0	

Advisory Vote No. 20

Choice	Party	Absentee Voting		Total	
Repealed		208	81.25%	208	81.25%
Maintained		48	18.75%	48	18.75%
	Cast Votes:	256	100.00%	256	100.00%
	Undervotes:	6		6	
	Overvotes:	1		1	
	Unresolved write-in votes:	0		0	

Advisory Vote No. 21

Choice	Party	Absentee Voting		Total	
Repealed		178	70.08%	178	70.08%
Maintained		76	29.92%	76	29.92%
	Cast Votes:	254	100.00%	254	100.00%
	Undervotes:	8		8	
	Overvotes:	1		1	
	Unresolved write-in votes:	0		0	

Precinct Results Report

General Election 2019

Run Time 1:10 PM

Run Date 11/26/2019

Douglas County

General Election

11/5/2019

Page 304

Official Results**Registered Voters**

10629 of 22711 = 46.80%

Precincts Reporting

0 of 47 = 0.00%

312

263 of 559 registered voters = 47.05%

Advisory Vote No. 22

Choice	Party	Absentee Voting		Total	
Repealed		196	75.97%	196	75.97%
Maintained		62	24.03%	62	24.03%
Cast Votes:		258	100.00%	258	100.00%
Undervotes:		5		5	
Overvotes:		0		0	
Unresolved write-in votes:		0		0	

Advisory Vote No. 23

Choice	Party	Absentee Voting		Total	
Repealed		86	33.73%	86	33.73%
Maintained		169	66.27%	169	66.27%
Cast Votes:		255	100.00%	255	100.00%
Undervotes:		7		7	
Overvotes:		1		1	
Unresolved write-in votes:		0		0	

Advisory Vote No. 24

Choice	Party	Absentee Voting		Total	
Repealed		204	80.00%	204	80.00%
Maintained		51	20.00%	51	20.00%
Cast Votes:		255	100.00%	255	100.00%
Undervotes:		8		8	
Overvotes:		0		0	
Unresolved write-in votes:		0		0	

Advisory Vote No. 25

Choice	Party	Absentee Voting		Total	
Repealed		180	70.87%	180	70.87%
Maintained		74	29.13%	74	29.13%
Cast Votes:		254	100.00%	254	100.00%
Undervotes:		9		9	
Overvotes:		0		0	
Unresolved write-in votes:		0		0	

Precinct Results Report

General Election 2019

Run Time 1:10 PM

Run Date 11/26/2019

Douglas County

General Election

11/5/2019

Page 305

Official Results**Registered Voters**

10629 of 22711 = 46.80%

Precincts Reporting

0 of 47 = 0.00%

312

263 of 559 registered voters = 47.05%

Advisory Vote No. 26

Choice	Party	Absentee Voting		Total	
Repealed		177	70.52%	177	70.52%
Maintained		74	29.48%	74	29.48%
Cast Votes:		251	100.00%	251	100.00%
Undervotes:		12		12	
Overvotes:		0		0	
Unresolved write-in votes:		0		0	

Advisory Vote No. 27

Choice	Party	Absentee Voting		Total	
Repealed		205	80.08%	205	80.08%
Maintained		51	19.92%	51	19.92%
Cast Votes:		256	100.00%	256	100.00%
Undervotes:		7		7	
Overvotes:		0		0	
Unresolved write-in votes:		0		0	

Advisory Vote No. 28

Choice	Party	Absentee Voting		Total	
Repealed		129	50.39%	129	50.39%
Maintained		127	49.61%	127	49.61%
Cast Votes:		256	100.00%	256	100.00%
Undervotes:		7		7	
Overvotes:		0		0	
Unresolved write-in votes:		0		0	

Advisory Vote No. 29

Choice	Party	Absentee Voting		Total	
Repealed		216	83.72%	216	83.72%
Maintained		42	16.28%	42	16.28%
Cast Votes:		258	100.00%	258	100.00%
Undervotes:		5		5	
Overvotes:		0		0	
Unresolved write-in votes:		0		0	

Precinct Results Report

General Election 2019

Run Time 1:10 PM

Run Date 11/26/2019

Douglas County

General Election

11/5/2019

Page 306

Official Results**Registered Voters**

10629 of 22711 = 46.80%

Precincts Reporting

0 of 47 = 0.00%

312

263 of 559 registered voters = 47.05%

Advisory Vote No. 30

Choice	Party	Absentee Voting		Total	
Repealed		187	73.05%	187	73.05%
Maintained		69	26.95%	69	26.95%
	Cast Votes:	256	100.00%	256	100.00%
	Undervotes:	6		6	
	Overvotes:	1		1	
	Unresolved write-in votes:	0		0	

Advisory Vote No. 31

Choice	Party	Absentee Voting		Total	
Repealed		129	51.60%	129	51.60%
Maintained		121	48.40%	121	48.40%
	Cast Votes:	250	100.00%	250	100.00%
	Undervotes:	12		12	
	Overvotes:	1		1	
	Unresolved write-in votes:	0		0	

Senate Joint Resolution No.8200

Choice	Party	Absentee Voting		Total	
Approved		147	57.20%	147	57.20%
Rejected		110	42.80%	110	42.80%
	Cast Votes:	257	100.00%	257	100.00%
	Undervotes:	6		6	
	Overvotes:	0		0	
	Unresolved write-in votes:	0		0	

Superior Court Judge Judge Position 1

Choice	Party	Absentee Voting		Total	
Brian C. Huber		174	100.00%	174	100.00%
	Cast Votes:	174	100.00%	174	100.00%
	Undervotes:	88		88	
	Overvotes:	0		0	
	Unresolved write-in votes:	1		1	

Precinct Results Report

General Election 2019

Run Time 1:10 PM

Run Date 11/26/2019

Douglas County

General Election

11/5/2019

Page 307

Official Results**Registered Voters**

10629 of 22711 = 46.80%

Precincts Reporting

0 of 47 = 0.00%

312

263 of 559 registered voters = 47.05%

Port Countywide Commissioner District 1

Choice	Party	Absentee Voting		Total	
Jim Huffman		175	100.00%	175	100.00%
	Cast Votes:	175	100.00%	175	100.00%
	Undervotes:	88		88	
	Overvotes:	0		0	
	Unresolved write-in votes:	0		0	

Hospital District #2 Commissioner #1 - 4 Year Unexpired Term

Choice	Party	Absentee Voting		Total	
Tyler Greenwood		1	100.00%	1	100.00%
	Cast Votes:	1	100.00%	1	100.00%
	Undervotes:	0		0	
	Overvotes:	0		0	
	Unresolved write-in votes:	0		0	

Hospital District #2 Commissioner #3

Choice	Party	Absentee Voting		Total	
Katie Shafer		1	100.00%	1	100.00%
	Cast Votes:	1	100.00%	1	100.00%
	Undervotes:	0		0	
	Overvotes:	0		0	
	Unresolved write-in votes:	0		0	

Douglas County Hospital District #2 - Proposition 1

Choice	Party	Absentee Voting		Total	
Yes		1	100.00%	1	100.00%
No		0	0.00%	0	0.00%
	Cast Votes:	1	100.00%	1	100.00%
	Undervotes:	0		0	
	Overvotes:	0		0	
	Unresolved write-in votes:	0		0	

Precinct Results Report

General Election 2019

Run Time 1:10 PM

Run Date 11/26/2019

Douglas County

General Election

11/5/2019

Page 308

Official Results**Registered Voters**

10629 of 22711 = 46.80%

Precincts Reporting

0 of 47 = 0.00%

312

263 of 559 registered voters = 47.05%

Orondo School District 13 Director 3

Choice	Party	Absentee Voting		Total	
Tim Meyers		134	100.00%	134	100.00%
	Cast Votes:	134	100.00%	134	100.00%
	Undervotes:	68		68	
	Overvotes:	1		1	
	Unresolved write-in votes:	2		2	

Orondo School District 13 Director 4

Choice	Party	Absentee Voting		Total	
Hannah Poush		141	100.00%	141	100.00%
	Cast Votes:	141	100.00%	141	100.00%
	Undervotes:	62		62	
	Overvotes:	0		0	
	Unresolved write-in votes:	2		2	

Orondo School District 13 Director 5

Choice	Party	Absentee Voting		Total	
Jennifer Foreman		141	100.00%	141	100.00%
	Cast Votes:	141	100.00%	141	100.00%
	Undervotes:	63		63	
	Overvotes:	0		0	
	Unresolved write-in votes:	1		1	

Lake Chelan School District 129 Director District #2

Choice	Party	Absentee Voting		Total	
Agustin Benegas		42	100.00%	42	100.00%
	Cast Votes:	42	100.00%	42	100.00%
	Undervotes:	15		15	
	Overvotes:	0		0	
	Unresolved write-in votes:	1		1	

Precinct Results Report

General Election 2019

Run Time 1:10 PM
Run Date 11/26/2019

Douglas County

General Election

11/5/2019
Page 309

Official Results

Registered Voters
10629 of 22711 = 46.80%
Precincts Reporting
0 of 47 = 0.00%

312

263 of 559 registered voters = 47.05%

Lake Chelan School District 129 Director District #4 At Large					
Choice	Party	Absentee Voting		Total	
Andrew D. Baker		9	21.95%	9	21.95%
Kimberly Thorpe		32	78.05%	32	78.05%
	Cast Votes:	41	100.00%	41	100.00%
	Undervotes:	16		16	
	Overvotes:	0		0	
	Unresolved write-in votes:	1		1	

Lake Chelan School District 129 Director District #5 At Large					
Choice	Party	Absentee Voting		Total	
Jeff Fehr		44	100.00%	44	100.00%
	Cast Votes:	44	100.00%	44	100.00%
	Undervotes:	13		13	
	Overvotes:	0		0	
	Unresolved write-in votes:	1		1	

Waterville School District 209 Director 2					
Choice	Party	Absentee Voting		Total	
Stephanie Stibal		0	0.00%	0	0.00%
	Cast Votes:	0	0.00%	0	0.00%
	Undervotes:	0		0	
	Overvotes:	0		0	
	Unresolved write-in votes:	0		0	

Waterville School District 209 Director 3 - 2 Year Unexpired Term					
Choice	Party	Absentee Voting		Total	
Misty Viebrock		0	0.00%	0	0.00%
	Cast Votes:	0	0.00%	0	0.00%
	Undervotes:	0		0	
	Overvotes:	0		0	
	Unresolved write-in votes:	0		0	

Precinct Results Report

General Election 2019

Run Time 1:10 PM

Run Date 11/26/2019

Douglas County

General Election

11/5/2019

Page 310

Official Results

Registered Voters

10629 of 22711 = 46.80%

Precincts Reporting

0 of 47 = 0.00%

312

263 of 559 registered voters = 47.05%

Waterville School District 209 Director 5 At Large

Choice	Party	Absentee Voting		Total	
Zach Gormley		0	0.00%	0	0.00%
Cast Votes:		0	0.00%	0	0.00%
Undervotes:		0		0	
Overvotes:		0		0	
Unresolved write-in votes:		0		0	

Fire District #4 Commissioner #2

Choice	Party	Absentee Voting		Total	
Greg Nellist		103	53.65%	103	53.65%
David Marden		89	46.35%	89	46.35%
Cast Votes:		192	100.00%	192	100.00%
Undervotes:		65		65	
Overvotes:		0		0	
Unresolved write-in votes:		2		2	

Fire District #5 Commissioner #1 - 4 Year Unexpired Term

Choice	Party	Absentee Voting		Total	
Douglas L. Tanneberg		2	100.00%	2	100.00%
Cast Votes:		2	100.00%	2	100.00%
Undervotes:		2		2	
Overvotes:		0		0	
Unresolved write-in votes:		0		0	

Fire District #5 Commissioner #2

Choice	Party	Absentee Voting		Total	
Norman Tupling		2	100.00%	2	100.00%
Cast Votes:		2	100.00%	2	100.00%
Undervotes:		2		2	
Overvotes:		0		0	
Unresolved write-in votes:		0		0	

Precinct Results Report

General Election 2019

Run Time 1:10 PM

Run Date 11/26/2019

Douglas County

General Election

11/5/2019

Page 311

Official Results

Registered Voters

10629 of 22711 = 46.80%

Precincts Reporting

0 of 47 = 0.00%

312

263 of 559 registered voters = 47.05%

Cemetery District #1 Commissioner #3 - 2 Year Unexpired Term

Choice	Party	Absentee Voting		Total	
Dennis Rose		135	100.00%	135	100.00%
	Cast Votes:	135	100.00%	135	100.00%
	Undervotes:	70		70	
	Overvotes:	0		0	
	Unresolved write-in votes:	0		0	

Precinct Results Report

General Election 2019

Run Time 1:10 PM

Run Date 11/26/2019

Douglas County

General Election

11/5/2019

Page 312

Official Results**Registered Voters**

10629 of 22711 = 46.80%

Precincts Reporting

0 of 47 = 0.00%

313

57 of 116 registered voters = 49.14%

Referendum Measure No. 88

Choice	Party	Absentee Voting		Total	
Approved		17	33.33%	17	33.33%
Rejected		34	66.67%	34	66.67%
	Cast Votes:	51	100.00%	51	100.00%
	Undervotes:	6		6	
	Overvotes:	0		0	
	Unresolved write-in votes:	0		0	

Initiative Measure No. 976

Choice	Party	Absentee Voting		Total	
Yes		46	82.14%	46	82.14%
No		10	17.86%	10	17.86%
	Cast Votes:	56	100.00%	56	100.00%
	Undervotes:	1		1	
	Overvotes:	0		0	
	Unresolved write-in votes:	0		0	

Advisory Vote No. 20

Choice	Party	Absentee Voting		Total	
Repealed		44	83.02%	44	83.02%
Maintained		9	16.98%	9	16.98%
	Cast Votes:	53	100.00%	53	100.00%
	Undervotes:	4		4	
	Overvotes:	0		0	
	Unresolved write-in votes:	0		0	

Advisory Vote No. 21

Choice	Party	Absentee Voting		Total	
Repealed		48	87.27%	48	87.27%
Maintained		7	12.73%	7	12.73%
	Cast Votes:	55	100.00%	55	100.00%
	Undervotes:	2		2	
	Overvotes:	0		0	
	Unresolved write-in votes:	0		0	

Precinct Results Report

General Election 2019

Run Time 1:10 PM

Run Date 11/26/2019

Douglas County

General Election

11/5/2019

Page 313

Official Results**Registered Voters**

10629 of 22711 = 46.80%

Precincts Reporting

0 of 47 = 0.00%

313

57 of 116 registered voters = 49.14%

Advisory Vote No. 22

Choice	Party	Absentee Voting		Total	
Repealed		49	89.09%	49	89.09%
Maintained		6	10.91%	6	10.91%
Cast Votes:		55	100.00%	55	100.00%
Undervotes:		2		2	
Overvotes:		0		0	
Unresolved write-in votes:		0		0	

Advisory Vote No. 23

Choice	Party	Absentee Voting		Total	
Repealed		33	60.00%	33	60.00%
Maintained		22	40.00%	22	40.00%
Cast Votes:		55	100.00%	55	100.00%
Undervotes:		2		2	
Overvotes:		0		0	
Unresolved write-in votes:		0		0	

Advisory Vote No. 24

Choice	Party	Absentee Voting		Total	
Repealed		48	88.89%	48	88.89%
Maintained		6	11.11%	6	11.11%
Cast Votes:		54	100.00%	54	100.00%
Undervotes:		3		3	
Overvotes:		0		0	
Unresolved write-in votes:		0		0	

Advisory Vote No. 25

Choice	Party	Absentee Voting		Total	
Repealed		45	84.91%	45	84.91%
Maintained		8	15.09%	8	15.09%
Cast Votes:		53	100.00%	53	100.00%
Undervotes:		4		4	
Overvotes:		0		0	
Unresolved write-in votes:		0		0	

Precinct Results Report

General Election 2019

Run Time 1:10 PM

Run Date 11/26/2019

Douglas County

General Election

11/5/2019

Page 314

Official Results**Registered Voters**

10629 of 22711 = 46.80%

Precincts Reporting

0 of 47 = 0.00%

313

57 of 116 registered voters = 49.14%

Advisory Vote No. 26

Choice	Party	Absentee Voting		Total	
Repealed		44	81.48%	44	81.48%
Maintained		10	18.52%	10	18.52%
Cast Votes:		54	100.00%	54	100.00%
Undervotes:		3		3	
Overvotes:		0		0	
Unresolved write-in votes:		0		0	

Advisory Vote No. 27

Choice	Party	Absentee Voting		Total	
Repealed		47	85.45%	47	85.45%
Maintained		8	14.55%	8	14.55%
Cast Votes:		55	100.00%	55	100.00%
Undervotes:		2		2	
Overvotes:		0		0	
Unresolved write-in votes:		0		0	

Advisory Vote No. 28

Choice	Party	Absentee Voting		Total	
Repealed		39	70.91%	39	70.91%
Maintained		16	29.09%	16	29.09%
Cast Votes:		55	100.00%	55	100.00%
Undervotes:		2		2	
Overvotes:		0		0	
Unresolved write-in votes:		0		0	

Advisory Vote No. 29

Choice	Party	Absentee Voting		Total	
Repealed		49	87.50%	49	87.50%
Maintained		7	12.50%	7	12.50%
Cast Votes:		56	100.00%	56	100.00%
Undervotes:		1		1	
Overvotes:		0		0	
Unresolved write-in votes:		0		0	

Precinct Results Report

General Election 2019

Run Time 1:10 PM

Run Date 11/26/2019

Douglas County

General Election

11/5/2019

Page 315

Official Results**Registered Voters**

10629 of 22711 = 46.80%

Precincts Reporting

0 of 47 = 0.00%

313

57 of 116 registered voters = 49.14%

Advisory Vote No. 30

Choice	Party	Absentee Voting		Total	
Repealed		45	83.33%	45	83.33%
Maintained		9	16.67%	9	16.67%
Cast Votes:		54	100.00%	54	100.00%
Undervotes:		3		3	
Overvotes:		0		0	
Unresolved write-in votes:		0		0	

Advisory Vote No. 31

Choice	Party	Absentee Voting		Total	
Repealed		42	76.36%	42	76.36%
Maintained		13	23.64%	13	23.64%
Cast Votes:		55	100.00%	55	100.00%
Undervotes:		2		2	
Overvotes:		0		0	
Unresolved write-in votes:		0		0	

Senate Joint Resolution No.8200

Choice	Party	Absentee Voting		Total	
Approved		23	42.59%	23	42.59%
Rejected		31	57.41%	31	57.41%
Cast Votes:		54	100.00%	54	100.00%
Undervotes:		3		3	
Overvotes:		0		0	
Unresolved write-in votes:		0		0	

Superior Court Judge Judge Position 1

Choice	Party	Absentee Voting		Total	
Brian C. Huber		41	100.00%	41	100.00%
Cast Votes:		41	100.00%	41	100.00%
Undervotes:		15		15	
Overvotes:		0		0	
Unresolved write-in votes:		1		1	

Precinct Results Report

General Election 2019

Run Time 1:10 PM

Run Date 11/26/2019

Douglas County

General Election

11/5/2019

Page 316

Official Results**Registered Voters**

10629 of 22711 = 46.80%

Precincts Reporting

0 of 47 = 0.00%

313

57 of 116 registered voters = 49.14%

Port Countywide Commissioner District 1

Choice	Party	Absentee Voting		Total	
Jim Huffman		45	100.00%	45	100.00%
	Cast Votes:	45	100.00%	45	100.00%
	Undervotes:	12		12	
	Overvotes:	0		0	
	Unresolved write-in votes:	0		0	

Eastmont School District 206 Director 1

Choice	Party	Absentee Voting		Total	
Cindy Wright		22	55.00%	22	55.00%
Sasha Sleiman		18	45.00%	18	45.00%
	Cast Votes:	40	100.00%	40	100.00%
	Undervotes:	16		16	
	Overvotes:	1		1	
	Unresolved write-in votes:	0		0	

Eastmont School District 206 Director 2

Choice	Party	Absentee Voting		Total	
Whitney Smith		34	82.93%	34	82.93%
Nathan Medeiros		7	17.07%	7	17.07%
	Cast Votes:	41	100.00%	41	100.00%
	Undervotes:	16		16	
	Overvotes:	0		0	
	Unresolved write-in votes:	0		0	

Eastmont School District 206 Director 5 At Large

Choice	Party	Absentee Voting		Total	
Meaghan Vibbert		27	65.85%	27	65.85%
Lyle McClune		14	34.15%	14	34.15%
	Cast Votes:	41	100.00%	41	100.00%
	Undervotes:	16		16	
	Overvotes:	0		0	
	Unresolved write-in votes:	0		0	

Precinct Results Report

General Election 2019

Run Time 1:10 PM

Run Date 11/26/2019

Douglas County

General Election

11/5/2019

Page 317

Official Results

Registered Voters

10629 of 22711 = 46.80%

Precincts Reporting

0 of 47 = 0.00%

313

57 of 116 registered voters = 49.14%

Fire District #1 Commissioner #1 - 4 Year Unexpired Term

Choice	Party	Absentee Voting		Total	
Clark Bromiley		39	100.00%	39	100.00%
	Cast Votes:	39	100.00%	39	100.00%
	Undervotes:	7		7	
	Overvotes:	0		0	
	Unresolved write-in votes:	0		0	

Fire District #1 Commissioner #3

Choice	Party	Absentee Voting		Total	
Gary Mullendore		34	100.00%	34	100.00%
	Cast Votes:	34	100.00%	34	100.00%
	Undervotes:	12		12	
	Overvotes:	0		0	
	Unresolved write-in votes:	0		0	

Fire District #4 Commissioner #2

Choice	Party	Absentee Voting		Total	
Greg Nellist		3	37.50%	3	37.50%
David Marden		5	62.50%	5	62.50%
	Cast Votes:	8	100.00%	8	100.00%
	Undervotes:	3		3	
	Overvotes:	0		0	
	Unresolved write-in votes:	0		0	

Precinct Results Report

General Election 2019

Run Time 1:10 PM

Run Date 11/26/2019

Douglas County

General Election

11/5/2019

Page 318

Official Results**Registered Voters**

10629 of 22711 = 46.80%

Precincts Reporting

0 of 47 = 0.00%

314

66 of 132 registered voters = 50.00%

Referendum Measure No. 88

Choice	Party	Absentee Voting		Total	
Approved		23	37.70%	23	37.70%
Rejected		38	62.30%	38	62.30%
	Cast Votes:	61	100.00%	61	100.00%
	Undervotes:	5		5	
	Overvotes:	0		0	
	Unresolved write-in votes:	0		0	

Initiative Measure No. 976

Choice	Party	Absentee Voting		Total	
Yes		39	60.00%	39	60.00%
No		26	40.00%	26	40.00%
	Cast Votes:	65	100.00%	65	100.00%
	Undervotes:	0		0	
	Overvotes:	1		1	
	Unresolved write-in votes:	0		0	

Advisory Vote No. 20

Choice	Party	Absentee Voting		Total	
Repealed		50	84.75%	50	84.75%
Maintained		9	15.25%	9	15.25%
	Cast Votes:	59	100.00%	59	100.00%
	Undervotes:	7		7	
	Overvotes:	0		0	
	Unresolved write-in votes:	0		0	

Advisory Vote No. 21

Choice	Party	Absentee Voting		Total	
Repealed		42	70.00%	42	70.00%
Maintained		18	30.00%	18	30.00%
	Cast Votes:	60	100.00%	60	100.00%
	Undervotes:	6		6	
	Overvotes:	0		0	
	Unresolved write-in votes:	0		0	

Precinct Results Report

General Election 2019

Run Time 1:10 PM

Run Date 11/26/2019

Douglas County

General Election

11/5/2019

Page 319

Official Results**Registered Voters**

10629 of 22711 = 46.80%

Precincts Reporting

0 of 47 = 0.00%

314

66 of 132 registered voters = 50.00%

Advisory Vote No. 22

Choice	Party	Absentee Voting		Total	
Repealed		44	75.86%	44	75.86%
Maintained		14	24.14%	14	24.14%
Cast Votes:		58	100.00%	58	100.00%
Undervotes:		8		8	
Overvotes:		0		0	
Unresolved write-in votes:		0		0	

Advisory Vote No. 23

Choice	Party	Absentee Voting		Total	
Repealed		25	41.67%	25	41.67%
Maintained		35	58.33%	35	58.33%
Cast Votes:		60	100.00%	60	100.00%
Undervotes:		5		5	
Overvotes:		1		1	
Unresolved write-in votes:		0		0	

Advisory Vote No. 24

Choice	Party	Absentee Voting		Total	
Repealed		41	73.21%	41	73.21%
Maintained		15	26.79%	15	26.79%
Cast Votes:		56	100.00%	56	100.00%
Undervotes:		10		10	
Overvotes:		0		0	
Unresolved write-in votes:		0		0	

Advisory Vote No. 25

Choice	Party	Absentee Voting		Total	
Repealed		38	69.09%	38	69.09%
Maintained		17	30.91%	17	30.91%
Cast Votes:		55	100.00%	55	100.00%
Undervotes:		11		11	
Overvotes:		0		0	
Unresolved write-in votes:		0		0	

Precinct Results Report

General Election 2019

Run Time 1:10 PM

Run Date 11/26/2019

Douglas County

General Election

11/5/2019

Page 320

Official Results**Registered Voters**

10629 of 22711 = 46.80%

Precincts Reporting

0 of 47 = 0.00%

314

66 of 132 registered voters = 50.00%

Advisory Vote No. 26

Choice	Party	Absentee Voting		Total	
Repealed		33	58.93%	33	58.93%
Maintained		23	41.07%	23	41.07%
	Cast Votes:	56	100.00%	56	100.00%
	Undervotes:	10		10	
	Overvotes:	0		0	
	Unresolved write-in votes:	0		0	

Advisory Vote No. 27

Choice	Party	Absentee Voting		Total	
Repealed		42	72.41%	42	72.41%
Maintained		16	27.59%	16	27.59%
	Cast Votes:	58	100.00%	58	100.00%
	Undervotes:	8		8	
	Overvotes:	0		0	
	Unresolved write-in votes:	0		0	

Advisory Vote No. 28

Choice	Party	Absentee Voting		Total	
Repealed		33	60.00%	33	60.00%
Maintained		22	40.00%	22	40.00%
	Cast Votes:	55	100.00%	55	100.00%
	Undervotes:	11		11	
	Overvotes:	0		0	
	Unresolved write-in votes:	0		0	

Advisory Vote No. 29

Choice	Party	Absentee Voting		Total	
Repealed		44	77.19%	44	77.19%
Maintained		13	22.81%	13	22.81%
	Cast Votes:	57	100.00%	57	100.00%
	Undervotes:	9		9	
	Overvotes:	0		0	
	Unresolved write-in votes:	0		0	

Precinct Results Report

General Election 2019

Run Time 1:10 PM

Run Date 11/26/2019

Douglas County

General Election

11/5/2019

Page 321

Official Results**Registered Voters**

10629 of 22711 = 46.80%

Precincts Reporting

0 of 47 = 0.00%

314

66 of 132 registered voters = 50.00%

Advisory Vote No. 30

Choice	Party	Absentee Voting		Total	
Repealed		41	71.93%	41	71.93%
Maintained		16	28.07%	16	28.07%
	Cast Votes:	57	100.00%	57	100.00%
	Undervotes:	9		9	
	Overvotes:	0		0	
	Unresolved write-in votes:	0		0	

Advisory Vote No. 31

Choice	Party	Absentee Voting		Total	
Repealed		29	51.79%	29	51.79%
Maintained		27	48.21%	27	48.21%
	Cast Votes:	56	100.00%	56	100.00%
	Undervotes:	10		10	
	Overvotes:	0		0	
	Unresolved write-in votes:	0		0	

Senate Joint Resolution No.8200

Choice	Party	Absentee Voting		Total	
Approved		44	68.75%	44	68.75%
Rejected		20	31.25%	20	31.25%
	Cast Votes:	64	100.00%	64	100.00%
	Undervotes:	2		2	
	Overvotes:	0		0	
	Unresolved write-in votes:	0		0	

Superior Court Judge Judge Position 1

Choice	Party	Absentee Voting		Total	
Brian C. Huber		43	100.00%	43	100.00%
	Cast Votes:	43	100.00%	43	100.00%
	Undervotes:	22		22	
	Overvotes:	0		0	
	Unresolved write-in votes:	1		1	

Precinct Results Report

General Election 2019

Run Time 1:10 PM

Run Date 11/26/2019

Douglas County

General Election

11/5/2019

Page 322

Official Results**Registered Voters**

10629 of 22711 = 46.80%

Precincts Reporting

0 of 47 = 0.00%

314

66 of 132 registered voters = 50.00%

Port Countywide Commissioner District 1

Choice	Party	Absentee Voting		Total	
Jim Huffman		42	100.00%	42	100.00%
	Cast Votes:	42	100.00%	42	100.00%
	Undervotes:	23		23	
	Overvotes:	0		0	
	Unresolved write-in votes:	1		1	

Hospital District #6 Hospital Commissioner #1

Choice	Party	Absentee Voting		Total	
Kristan Hare		38	71.70%	38	71.70%
Brenda Turner		15	28.30%	15	28.30%
	Cast Votes:	53	100.00%	53	100.00%
	Undervotes:	12		12	
	Overvotes:	0		0	
	Unresolved write-in votes:	1		1	

Hospital District #6 Hospital Commissioner #5

Choice	Party	Absentee Voting		Total	
Betty Brueske		21	42.00%	21	42.00%
Bradley Parrish		29	58.00%	29	58.00%
	Cast Votes:	50	100.00%	50	100.00%
	Undervotes:	16		16	
	Overvotes:	0		0	
	Unresolved write-in votes:	0		0	

Grand Coulee School District 301 School Director #3 At Large

Choice	Party	Absentee Voting		Total	
George LaPlace		48	100.00%	48	100.00%
	Cast Votes:	48	100.00%	48	100.00%
	Undervotes:	17		17	
	Overvotes:	0		0	
	Unresolved write-in votes:	1		1	

Precinct Results Report

General Election 2019

Run Time 1:10 PM

Run Date 11/26/2019

Douglas County

General Election

11/5/2019

Page 323

Official Results**Registered Voters**

10629 of 22711 = 46.80%

Precincts Reporting

0 of 47 = 0.00%

314

66 of 132 registered voters = 50.00%

Grand Coulee School District 301 School Director #4

Choice	Party	Absentee Voting		Total	
Alexander Tufts		44	100.00%	44	100.00%
	Cast Votes:	44	100.00%	44	100.00%
	Undervotes:	21		21	
	Overvotes:	0		0	
	Unresolved write-in votes:	1		1	

City of Coulee Dam Mayor - 2 Year Unexpired Term

Choice	Party	Absentee Voting		Total	
Bob Poch		52	100.00%	52	100.00%
	Cast Votes:	52	100.00%	52	100.00%
	Undervotes:	13		13	
	Overvotes:	0		0	
	Unresolved write-in votes:	1		1	

City of Coulee Dam Council Position 2 - 2 Year Unexpired Term

Choice	Party	Absentee Voting		Total	
Merv Schmidt		51	100.00%	51	100.00%
	Cast Votes:	51	100.00%	51	100.00%
	Undervotes:	14		14	
	Overvotes:	0		0	
	Unresolved write-in votes:	1		1	

City of Coulee Dam Council Position 5

Choice	Party	Absentee Voting		Total	
Keith St. Jeor		49	100.00%	49	100.00%
	Cast Votes:	49	100.00%	49	100.00%
	Undervotes:	17		17	
	Overvotes:	0		0	
	Unresolved write-in votes:	0		0	

Precinct Results Report

General Election 2019

Run Time 1:10 PM

Run Date 11/26/2019

Douglas County

General Election

11/5/2019

Page 324

Official Results**Registered Voters**

10629 of 22711 = 46.80%

Precincts Reporting

0 of 47 = 0.00%

315

413 of 680 registered voters = 60.74%

Referendum Measure No. 88

Choice	Party	Absentee Voting		Total	
Approved		124	34.25%	124	34.25%
Rejected		238	65.75%	238	65.75%
	Cast Votes:	362	100.00%	362	100.00%
	Undervotes:	51		51	
	Overvotes:	0		0	
	Unresolved write-in votes:	0		0	

Initiative Measure No. 976

Choice	Party	Absentee Voting		Total	
Yes		238	58.33%	238	58.33%
No		170	41.67%	170	41.67%
	Cast Votes:	408	100.00%	408	100.00%
	Undervotes:	3		3	
	Overvotes:	2		2	
	Unresolved write-in votes:	0		0	

Advisory Vote No. 20

Choice	Party	Absentee Voting		Total	
Repealed		295	75.84%	295	75.84%
Maintained		94	24.16%	94	24.16%
	Cast Votes:	389	100.00%	389	100.00%
	Undervotes:	24		24	
	Overvotes:	0		0	
	Unresolved write-in votes:	0		0	

Advisory Vote No. 21

Choice	Party	Absentee Voting		Total	
Repealed		242	62.21%	242	62.21%
Maintained		147	37.79%	147	37.79%
	Cast Votes:	389	100.00%	389	100.00%
	Undervotes:	22		22	
	Overvotes:	2		2	
	Unresolved write-in votes:	0		0	

Precinct Results Report

General Election 2019

Run Time 1:10 PM

Run Date 11/26/2019

Douglas County

General Election

11/5/2019

Page 325

Official Results**Registered Voters**

10629 of 22711 = 46.80%

Precincts Reporting

0 of 47 = 0.00%

315

413 of 680 registered voters = 60.74%

Advisory Vote No. 22

Choice	Party	Absentee Voting		Total	
Repealed		293	75.32%	293	75.32%
Maintained		96	24.68%	96	24.68%
Cast Votes:		389	100.00%	389	100.00%
Undervotes:		23		23	
Overvotes:		1		1	
Unresolved write-in votes:		0		0	

Advisory Vote No. 23

Choice	Party	Absentee Voting		Total	
Repealed		156	39.49%	156	39.49%
Maintained		239	60.51%	239	60.51%
Cast Votes:		395	100.00%	395	100.00%
Undervotes:		18		18	
Overvotes:		0		0	
Unresolved write-in votes:		0		0	

Advisory Vote No. 24

Choice	Party	Absentee Voting		Total	
Repealed		312	79.80%	312	79.80%
Maintained		79	20.20%	79	20.20%
Cast Votes:		391	100.00%	391	100.00%
Undervotes:		21		21	
Overvotes:		1		1	
Unresolved write-in votes:		0		0	

Advisory Vote No. 25

Choice	Party	Absentee Voting		Total	
Repealed		280	71.79%	280	71.79%
Maintained		110	28.21%	110	28.21%
Cast Votes:		390	100.00%	390	100.00%
Undervotes:		23		23	
Overvotes:		0		0	
Unresolved write-in votes:		0		0	

Precinct Results Report

General Election 2019

Run Time 1:10 PM

Run Date 11/26/2019

Douglas County

General Election

11/5/2019

Page 326

Official Results**Registered Voters**

10629 of 22711 = 46.80%

Precincts Reporting

0 of 47 = 0.00%

315

413 of 680 registered voters = 60.74%

Advisory Vote No. 26

Choice	Party	Absentee Voting		Total	
Repealed		240	61.54%	240	61.54%
Maintained		150	38.46%	150	38.46%
Cast Votes:		390	100.00%	390	100.00%
Undervotes:		23		23	
Overvotes:		0		0	
Unresolved write-in votes:		0		0	

Advisory Vote No. 27

Choice	Party	Absentee Voting		Total	
Repealed		309	77.83%	309	77.83%
Maintained		88	22.17%	88	22.17%
Cast Votes:		397	100.00%	397	100.00%
Undervotes:		16		16	
Overvotes:		0		0	
Unresolved write-in votes:		0		0	

Advisory Vote No. 28

Choice	Party	Absentee Voting		Total	
Repealed		220	56.99%	220	56.99%
Maintained		166	43.01%	166	43.01%
Cast Votes:		386	100.00%	386	100.00%
Undervotes:		27		27	
Overvotes:		0		0	
Unresolved write-in votes:		0		0	

Advisory Vote No. 29

Choice	Party	Absentee Voting		Total	
Repealed		307	78.52%	307	78.52%
Maintained		84	21.48%	84	21.48%
Cast Votes:		391	100.00%	391	100.00%
Undervotes:		21		21	
Overvotes:		1		1	
Unresolved write-in votes:		0		0	

Precinct Results Report

General Election 2019

Run Time 1:10 PM

Run Date 11/26/2019

Douglas County

General Election

11/5/2019

Page 327

Official Results**Registered Voters**

10629 of 22711 = 46.80%

Precincts Reporting

0 of 47 = 0.00%

315

413 of 680 registered voters = 60.74%

Advisory Vote No. 30

Choice	Party	Absentee Voting		Total	
Repealed		275	70.51%	275	70.51%
Maintained		115	29.49%	115	29.49%
Cast Votes:		390	100.00%	390	100.00%
Undervotes:		23		23	
Overvotes:		0		0	
Unresolved write-in votes:		0		0	

Advisory Vote No. 31

Choice	Party	Absentee Voting		Total	
Repealed		191	49.35%	191	49.35%
Maintained		196	50.65%	196	50.65%
Cast Votes:		387	100.00%	387	100.00%
Undervotes:		26		26	
Overvotes:		0		0	
Unresolved write-in votes:		0		0	

Senate Joint Resolution No.8200

Choice	Party	Absentee Voting		Total	
Approved		217	54.25%	217	54.25%
Rejected		183	45.75%	183	45.75%
Cast Votes:		400	100.00%	400	100.00%
Undervotes:		13		13	
Overvotes:		0		0	
Unresolved write-in votes:		0		0	

Superior Court Judge Judge Position 1

Choice	Party	Absentee Voting		Total	
Brian C. Huber		267	100.00%	267	100.00%
Cast Votes:		267	100.00%	267	100.00%
Undervotes:		137		137	
Overvotes:		0		0	
Unresolved write-in votes:		9		9	

Precinct Results Report

General Election 2019

Run Time 1:10 PM

Run Date 11/26/2019

Douglas County

General Election

11/5/2019

Page 328

Official Results**Registered Voters**

10629 of 22711 = 46.80%

Precincts Reporting

0 of 47 = 0.00%

315

413 of 680 registered voters = 60.74%

Port Countywide Commissioner District 1

Choice	Party	Absentee Voting		Total	
Jim Huffman		270	100.00%	270	100.00%
	Cast Votes:	270	100.00%	270	100.00%
	Undervotes:	138		138	
	Overvotes:	0		0	
	Unresolved write-in votes:	5		5	

Eastmont Metro Parks and Recreation Commissioner #1 - Short/Full Term

Choice	Party	Absentee Voting		Total	
Deborah (Deb) Miller		263	100.00%	263	100.00%
	Cast Votes:	263	100.00%	263	100.00%
	Undervotes:	147		147	
	Overvotes:	0		0	
	Unresolved write-in votes:	3		3	

Eastmont Metro Parks and Recreation Commissioner #2

Choice	Party	Absentee Voting		Total	
Marc A. Marquis		261	100.00%	261	100.00%
	Cast Votes:	261	100.00%	261	100.00%
	Undervotes:	150		150	
	Overvotes:	0		0	
	Unresolved write-in votes:	2		2	

East Wenatchee Water Water Commissioner #3

Choice	Party	Absentee Voting		Total	
Jeff Johnson		147	46.37%	147	46.37%
Terry Barnes		170	53.63%	170	53.63%
	Cast Votes:	317	100.00%	317	100.00%
	Undervotes:	95		95	
	Overvotes:	0		0	
	Unresolved write-in votes:	1		1	

Precinct Results Report

General Election 2019

Run Time 1:10 PM

Run Date 11/26/2019

Douglas County

General Election

11/5/2019

Page 329

Official Results**Registered Voters**

10629 of 22711 = 46.80%

Precincts Reporting

0 of 47 = 0.00%

315

413 of 680 registered voters = 60.74%

Eastmont School District 206 Director 1

Choice	Party	Absentee Voting		Total	
Cindy Wright		174	54.89%	174	54.89%
Sasha Sleiman		143	45.11%	143	45.11%
Cast Votes:		317	100.00%	317	100.00%
Undervotes:		94		94	
Overvotes:		1		1	
Unresolved write-in votes:		1		1	

Eastmont School District 206 Director 2

Choice	Party	Absentee Voting		Total	
Whitney Smith		222	70.48%	222	70.48%
Nathan Medeiros		93	29.52%	93	29.52%
Cast Votes:		315	100.00%	315	100.00%
Undervotes:		97		97	
Overvotes:		0		0	
Unresolved write-in votes:		1		1	

Eastmont School District 206 Director 5 At Large

Choice	Party	Absentee Voting		Total	
Meaghan Vibbert		199	60.30%	199	60.30%
Lyle McClune		131	39.70%	131	39.70%
Cast Votes:		330	100.00%	330	100.00%
Undervotes:		82		82	
Overvotes:		0		0	
Unresolved write-in votes:		1		1	

Fire District #2 Commissioner #3

Choice	Party	Absentee Voting		Total	
Dave Fennell		174	59.59%	174	59.59%
Bob Black		118	40.41%	118	40.41%
Cast Votes:		292	100.00%	292	100.00%
Undervotes:		119		119	
Overvotes:		0		0	
Unresolved write-in votes:		2		2	

Precinct Results Report

General Election 2019

Run Time 1:10 PM

Run Date 11/26/2019

Douglas County

General Election

11/5/2019

Page 330

Official Results

Registered Voters

10629 of 22711 = 46.80%

Precincts Reporting

0 of 47 = 0.00%

315

413 of 680 registered voters = 60.74%

Sewer District #1 Sewer Commissioner #2 - Short/Full Term

Choice	Party	Absentee Voting		Total	
Steve Lacy		80	22.22%	80	22.22%
Greg Peterson		280	77.78%	280	77.78%
	Cast Votes:	360	100.00%	360	100.00%
	Undervotes:	46		46	
	Overvotes:	0		0	
	Unresolved write-in votes:	1		1	

Precinct Results Report

General Election 2019

Run Time 1:10 PM

Run Date 11/26/2019

Douglas County

General Election

11/5/2019

Page 331

Official Results**Registered Voters**

10629 of 22711 = 46.80%

Precincts Reporting

0 of 47 = 0.00%

316

291 of 684 registered voters = 42.54%

Referendum Measure No. 88

Choice	Party	Absentee Voting		Total	
Approved		90	35.02%	90	35.02%
Rejected		167	64.98%	167	64.98%
	Cast Votes:	257	100.00%	257	100.00%
	Undervotes:	34		34	
	Overvotes:	0		0	
	Unresolved write-in votes:	0		0	

Initiative Measure No. 976

Choice	Party	Absentee Voting		Total	
Yes		195	67.24%	195	67.24%
No		95	32.76%	95	32.76%
	Cast Votes:	290	100.00%	290	100.00%
	Undervotes:	1		1	
	Overvotes:	0		0	
	Unresolved write-in votes:	0		0	

Advisory Vote No. 20

Choice	Party	Absentee Voting		Total	
Repealed		207	74.19%	207	74.19%
Maintained		72	25.81%	72	25.81%
	Cast Votes:	279	100.00%	279	100.00%
	Undervotes:	12		12	
	Overvotes:	0		0	
	Unresolved write-in votes:	0		0	

Advisory Vote No. 21

Choice	Party	Absentee Voting		Total	
Repealed		197	71.38%	197	71.38%
Maintained		79	28.62%	79	28.62%
	Cast Votes:	276	100.00%	276	100.00%
	Undervotes:	14		14	
	Overvotes:	1		1	
	Unresolved write-in votes:	0		0	

Precinct Results Report

General Election 2019

Run Time 1:10 PM

Run Date 11/26/2019

Douglas County

General Election

11/5/2019

Page 332

Official Results**Registered Voters**

10629 of 22711 = 46.80%

Precincts Reporting

0 of 47 = 0.00%

316

291 of 684 registered voters = 42.54%

Advisory Vote No. 22

Choice	Party	Absentee Voting		Total	
Repealed		209	77.99%	209	77.99%
Maintained		59	22.01%	59	22.01%
Cast Votes:		268	100.00%	268	100.00%
Undervotes:		22		22	
Overvotes:		1		1	
Unresolved write-in votes:		0		0	

Advisory Vote No. 23

Choice	Party	Absentee Voting		Total	
Repealed		111	40.22%	111	40.22%
Maintained		165	59.78%	165	59.78%
Cast Votes:		276	100.00%	276	100.00%
Undervotes:		14		14	
Overvotes:		1		1	
Unresolved write-in votes:		0		0	

Advisory Vote No. 24

Choice	Party	Absentee Voting		Total	
Repealed		208	76.19%	208	76.19%
Maintained		65	23.81%	65	23.81%
Cast Votes:		273	100.00%	273	100.00%
Undervotes:		18		18	
Overvotes:		0		0	
Unresolved write-in votes:		0		0	

Advisory Vote No. 25

Choice	Party	Absentee Voting		Total	
Repealed		197	71.38%	197	71.38%
Maintained		79	28.62%	79	28.62%
Cast Votes:		276	100.00%	276	100.00%
Undervotes:		15		15	
Overvotes:		0		0	
Unresolved write-in votes:		0		0	

Precinct Results Report

General Election 2019

Run Time 1:10 PM

Run Date 11/26/2019

Douglas County

General Election

11/5/2019

Page 333

Official Results**Registered Voters**

10629 of 22711 = 46.80%

Precincts Reporting

0 of 47 = 0.00%

316

291 of 684 registered voters = 42.54%

Advisory Vote No. 26

Choice	Party	Absentee Voting		Total	
Repealed		187	70.04%	187	70.04%
Maintained		80	29.96%	80	29.96%
Cast Votes:		267	100.00%	267	100.00%
Undervotes:		22		22	
Overvotes:		2		2	
Unresolved write-in votes:		0		0	

Advisory Vote No. 27

Choice	Party	Absentee Voting		Total	
Repealed		213	78.02%	213	78.02%
Maintained		60	21.98%	60	21.98%
Cast Votes:		273	100.00%	273	100.00%
Undervotes:		18		18	
Overvotes:		0		0	
Unresolved write-in votes:		0		0	

Advisory Vote No. 28

Choice	Party	Absentee Voting		Total	
Repealed		149	54.18%	149	54.18%
Maintained		126	45.82%	126	45.82%
Cast Votes:		275	100.00%	275	100.00%
Undervotes:		16		16	
Overvotes:		0		0	
Unresolved write-in votes:		0		0	

Advisory Vote No. 29

Choice	Party	Absentee Voting		Total	
Repealed		221	80.07%	221	80.07%
Maintained		55	19.93%	55	19.93%
Cast Votes:		276	100.00%	276	100.00%
Undervotes:		15		15	
Overvotes:		0		0	
Unresolved write-in votes:		0		0	

Precinct Results Report

General Election 2019

Run Time 1:10 PM

Run Date 11/26/2019

Douglas County

General Election

11/5/2019

Page 334

Official Results**Registered Voters**

10629 of 22711 = 46.80%

Precincts Reporting

0 of 47 = 0.00%

316

291 of 684 registered voters = 42.54%

Advisory Vote No. 30

Choice	Party	Absentee Voting		Total	
Repealed		190	69.85%	190	69.85%
Maintained		82	30.15%	82	30.15%
Cast Votes:		272	100.00%	272	100.00%
Undervotes:		19		19	
Overvotes:		0		0	
Unresolved write-in votes:		0		0	

Advisory Vote No. 31

Choice	Party	Absentee Voting		Total	
Repealed		143	52.77%	143	52.77%
Maintained		128	47.23%	128	47.23%
Cast Votes:		271	100.00%	271	100.00%
Undervotes:		20		20	
Overvotes:		0		0	
Unresolved write-in votes:		0		0	

Senate Joint Resolution No.8200

Choice	Party	Absentee Voting		Total	
Approved		158	58.30%	158	58.30%
Rejected		113	41.70%	113	41.70%
Cast Votes:		271	100.00%	271	100.00%
Undervotes:		19		19	
Overvotes:		1		1	
Unresolved write-in votes:		0		0	

Superior Court Judge Judge Position 1

Choice	Party	Absentee Voting		Total	
Brian C. Huber		202	100.00%	202	100.00%
Cast Votes:		202	100.00%	202	100.00%
Undervotes:		84		84	
Overvotes:		1		1	
Unresolved write-in votes:		4		4	

Precinct Results Report

General Election 2019

Run Time 1:10 PM

Run Date 11/26/2019

Douglas County

General Election

11/5/2019

Page 335

Official Results**Registered Voters**

10629 of 22711 = 46.80%

Precincts Reporting

0 of 47 = 0.00%

316

291 of 684 registered voters = 42.54%

Port Countywide Commissioner District 1

Choice	Party	Absentee Voting		Total	
Jim Huffman		201	100.00%	201	100.00%
	Cast Votes:	201	100.00%	201	100.00%
	Undervotes:	84		84	
	Overvotes:	1		1	
	Unresolved write-in votes:	5		5	

Eastmont Metro Parks and Recreation Commissioner #1 - Short/Full Term

Choice	Party	Absentee Voting		Total	
Deborah (Deb) Miller		197	100.00%	197	100.00%
	Cast Votes:	197	100.00%	197	100.00%
	Undervotes:	89		89	
	Overvotes:	0		0	
	Unresolved write-in votes:	5		5	

Eastmont Metro Parks and Recreation Commissioner #2

Choice	Party	Absentee Voting		Total	
Marc A. Marquis		194	100.00%	194	100.00%
	Cast Votes:	194	100.00%	194	100.00%
	Undervotes:	92		92	
	Overvotes:	0		0	
	Unresolved write-in votes:	5		5	

East Wenatchee Water Water Commissioner #3

Choice	Party	Absentee Voting		Total	
Jeff Johnson		105	45.65%	105	45.65%
Terry Barnes		125	54.35%	125	54.35%
	Cast Votes:	230	100.00%	230	100.00%
	Undervotes:	57		57	
	Overvotes:	0		0	
	Unresolved write-in votes:	4		4	

Precinct Results Report

General Election 2019

Run Time 1:10 PM

Run Date 11/26/2019

Douglas County

General Election

11/5/2019

Page 336

Official Results**Registered Voters**

10629 of 22711 = 46.80%

Precincts Reporting

0 of 47 = 0.00%

316

291 of 684 registered voters = 42.54%

Eastmont School District 206 Director 1

Choice	Party	Absentee Voting		Total	
Cindy Wright		132	57.14%	132	57.14%
Sasha Sleiman		99	42.86%	99	42.86%
Cast Votes:		231	100.00%	231	100.00%
Undervotes:		56		56	
Overvotes:		0		0	
Unresolved write-in votes:		4		4	

Eastmont School District 206 Director 2

Choice	Party	Absentee Voting		Total	
Whitney Smith		144	62.88%	144	62.88%
Nathan Medeiros		85	37.12%	85	37.12%
Cast Votes:		229	100.00%	229	100.00%
Undervotes:		58		58	
Overvotes:		0		0	
Unresolved write-in votes:		4		4	

Eastmont School District 206 Director 5 At Large

Choice	Party	Absentee Voting		Total	
Meaghan Vibbert		129	54.89%	129	54.89%
Lyle McClune		106	45.11%	106	45.11%
Cast Votes:		235	100.00%	235	100.00%
Undervotes:		51		51	
Overvotes:		0		0	
Unresolved write-in votes:		5		5	

Fire District #2 Commissioner #3

Choice	Party	Absentee Voting		Total	
Dave Fennell		131	59.01%	131	59.01%
Bob Black		91	40.99%	91	40.99%
Cast Votes:		222	100.00%	222	100.00%
Undervotes:		64		64	
Overvotes:		0		0	
Unresolved write-in votes:		5		5	

Precinct Results Report

General Election 2019

Run Time 1:10 PM

Run Date 11/26/2019

Douglas County

General Election

11/5/2019

Page 337

Official Results

Registered Voters

10629 of 22711 = 46.80%

Precincts Reporting

0 of 47 = 0.00%

316

291 of 684 registered voters = 42.54%

Sewer District #1 Sewer Commissioner #2 - Short/Full Term

Choice	Party	Absentee Voting		Total	
Steve Lacy		93	37.65%	93	37.65%
Greg Peterson		154	62.35%	154	62.35%
	Cast Votes:	247	100.00%	247	100.00%
	Undervotes:	37		37	
	Overvotes:	0		0	
	Unresolved write-in votes:	4		4	

Precinct Results Report

General Election 2019

Run Time 1:10 PM

Run Date 11/26/2019

Douglas County

General Election

11/5/2019

Page 338

Official Results**Registered Voters**

10629 of 22711 = 46.80%

Precincts Reporting

0 of 47 = 0.00%

317

444 of 963 registered voters = 46.11%

Referendum Measure No. 88

Choice	Party	Absentee Voting		Total	
Approved		140	37.43%	140	37.43%
Rejected		234	62.57%	234	62.57%
	Cast Votes:	374	100.00%	374	100.00%
	Undervotes:	70		70	
	Overvotes:	0		0	
	Unresolved write-in votes:	0		0	

Initiative Measure No. 976

Choice	Party	Absentee Voting		Total	
Yes		285	64.92%	285	64.92%
No		154	35.08%	154	35.08%
	Cast Votes:	439	100.00%	439	100.00%
	Undervotes:	5		5	
	Overvotes:	0		0	
	Unresolved write-in votes:	0		0	

Advisory Vote No. 20

Choice	Party	Absentee Voting		Total	
Repealed		328	78.10%	328	78.10%
Maintained		92	21.90%	92	21.90%
	Cast Votes:	420	100.00%	420	100.00%
	Undervotes:	24		24	
	Overvotes:	0		0	
	Unresolved write-in votes:	0		0	

Advisory Vote No. 21

Choice	Party	Absentee Voting		Total	
Repealed		320	76.01%	320	76.01%
Maintained		101	23.99%	101	23.99%
	Cast Votes:	421	100.00%	421	100.00%
	Undervotes:	23		23	
	Overvotes:	0		0	
	Unresolved write-in votes:	0		0	

Precinct Results Report

General Election 2019

Run Time 1:10 PM

Run Date 11/26/2019

Douglas County

General Election

11/5/2019

Page 339

Official Results**Registered Voters**

10629 of 22711 = 46.80%

Precincts Reporting

0 of 47 = 0.00%

317

444 of 963 registered voters = 46.11%

Advisory Vote No. 22

Choice	Party	Absentee Voting		Total	
Repealed		331	79.19%	331	79.19%
Maintained		87	20.81%	87	20.81%
Cast Votes:		418	100.00%	418	100.00%
Undervotes:		26		26	
Overvotes:		0		0	
Unresolved write-in votes:		0		0	

Advisory Vote No. 23

Choice	Party	Absentee Voting		Total	
Repealed		187	44.10%	187	44.10%
Maintained		237	55.90%	237	55.90%
Cast Votes:		424	100.00%	424	100.00%
Undervotes:		20		20	
Overvotes:		0		0	
Unresolved write-in votes:		0		0	

Advisory Vote No. 24

Choice	Party	Absentee Voting		Total	
Repealed		346	82.78%	346	82.78%
Maintained		72	17.22%	72	17.22%
Cast Votes:		418	100.00%	418	100.00%
Undervotes:		26		26	
Overvotes:		0		0	
Unresolved write-in votes:		0		0	

Advisory Vote No. 25

Choice	Party	Absentee Voting		Total	
Repealed		317	75.30%	317	75.30%
Maintained		104	24.70%	104	24.70%
Cast Votes:		421	100.00%	421	100.00%
Undervotes:		23		23	
Overvotes:		0		0	
Unresolved write-in votes:		0		0	

Precinct Results Report

General Election 2019

Run Time 1:10 PM

Run Date 11/26/2019

Douglas County

General Election

11/5/2019

Page 340

Official Results**Registered Voters**

10629 of 22711 = 46.80%

Precincts Reporting

0 of 47 = 0.00%

317

444 of 963 registered voters = 46.11%

Advisory Vote No. 26

Choice	Party	Absentee Voting		Total	
Repealed		297	71.74%	297	71.74%
Maintained		117	28.26%	117	28.26%
Cast Votes:		414	100.00%	414	100.00%
Undervotes:		30		30	
Overvotes:		0		0	
Unresolved write-in votes:		0		0	

Advisory Vote No. 27

Choice	Party	Absentee Voting		Total	
Repealed		347	82.82%	347	82.82%
Maintained		72	17.18%	72	17.18%
Cast Votes:		419	100.00%	419	100.00%
Undervotes:		25		25	
Overvotes:		0		0	
Unresolved write-in votes:		0		0	

Advisory Vote No. 28

Choice	Party	Absentee Voting		Total	
Repealed		244	58.51%	244	58.51%
Maintained		173	41.49%	173	41.49%
Cast Votes:		417	100.00%	417	100.00%
Undervotes:		27		27	
Overvotes:		0		0	
Unresolved write-in votes:		0		0	

Advisory Vote No. 29

Choice	Party	Absentee Voting		Total	
Repealed		343	81.47%	343	81.47%
Maintained		78	18.53%	78	18.53%
Cast Votes:		421	100.00%	421	100.00%
Undervotes:		23		23	
Overvotes:		0		0	
Unresolved write-in votes:		0		0	

Precinct Results Report

General Election 2019

Run Time 1:10 PM

Run Date 11/26/2019

Douglas County

General Election

11/5/2019

Page 341

Official Results**Registered Voters**

10629 of 22711 = 46.80%

Precincts Reporting

0 of 47 = 0.00%

317

444 of 963 registered voters = 46.11%

Advisory Vote No. 30

Choice	Party	Absentee Voting		Total	
Repealed		307	72.92%	307	72.92%
Maintained		114	27.08%	114	27.08%
Cast Votes:		421	100.00%	421	100.00%
Undervotes:		23		23	
Overvotes:		0		0	
Unresolved write-in votes:		0		0	

Advisory Vote No. 31

Choice	Party	Absentee Voting		Total	
Repealed		232	56.31%	232	56.31%
Maintained		180	43.69%	180	43.69%
Cast Votes:		412	100.00%	412	100.00%
Undervotes:		32		32	
Overvotes:		0		0	
Unresolved write-in votes:		0		0	

Senate Joint Resolution No.8200

Choice	Party	Absentee Voting		Total	
Approved		256	60.24%	256	60.24%
Rejected		169	39.76%	169	39.76%
Cast Votes:		425	100.00%	425	100.00%
Undervotes:		18		18	
Overvotes:		1		1	
Unresolved write-in votes:		0		0	

Superior Court Judge Judge Position 1

Choice	Party	Absentee Voting		Total	
Brian C. Huber		310	100.00%	310	100.00%
Cast Votes:		310	100.00%	310	100.00%
Undervotes:		128		128	
Overvotes:		0		0	
Unresolved write-in votes:		6		6	

Precinct Results Report

General Election 2019

Run Time 1:10 PM

Run Date 11/26/2019

Douglas County

General Election

11/5/2019

Page 342

Official Results**Registered Voters**

10629 of 22711 = 46.80%

Precincts Reporting

0 of 47 = 0.00%

317

444 of 963 registered voters = 46.11%

Port Countywide Commissioner District 1

Choice	Party	Absentee Voting		Total	
Jim Huffman		310	100.00%	310	100.00%
	Cast Votes:	310	100.00%	310	100.00%
	Undervotes:	131		131	
	Overvotes:	0		0	
	Unresolved write-in votes:	3		3	

Eastmont Metro Parks and Recreation Commissioner #1 - Short/Full Term

Choice	Party	Absentee Voting		Total	
Deborah (Deb) Miller		307	100.00%	307	100.00%
	Cast Votes:	307	100.00%	307	100.00%
	Undervotes:	136		136	
	Overvotes:	0		0	
	Unresolved write-in votes:	1		1	

Eastmont Metro Parks and Recreation Commissioner #2

Choice	Party	Absentee Voting		Total	
Marc A. Marquis		303	100.00%	303	100.00%
	Cast Votes:	303	100.00%	303	100.00%
	Undervotes:	138		138	
	Overvotes:	0		0	
	Unresolved write-in votes:	3		3	

East Wenatchee Water Water Commissioner #3

Choice	Party	Absentee Voting		Total	
Jeff Johnson		179	53.12%	179	53.12%
Terry Barnes		158	46.88%	158	46.88%
	Cast Votes:	337	100.00%	337	100.00%
	Undervotes:	102		102	
	Overvotes:	0		0	
	Unresolved write-in votes:	0		0	

Precinct Results Report

General Election 2019

Run Time 1:10 PM

Run Date 11/26/2019

Douglas County

General Election

11/5/2019

Page 343

Official Results

Registered Voters

10629 of 22711 = 46.80%

Precincts Reporting

0 of 47 = 0.00%

317

444 of 963 registered voters = 46.11%

Eastmont School District 206 Director 1

Choice	Party	Absentee Voting		Total	
Cindy Wright		224	62.40%	224	62.40%
Sasha Sleiman		135	37.60%	135	37.60%
	Cast Votes:	359	100.00%	359	100.00%
	Undervotes:	85		85	
	Overvotes:	0		0	
	Unresolved write-in votes:	0		0	

Eastmont School District 206 Director 2

Choice	Party	Absentee Voting		Total	
Whitney Smith		228	64.59%	228	64.59%
Nathan Medeiros		125	35.41%	125	35.41%
	Cast Votes:	353	100.00%	353	100.00%
	Undervotes:	91		91	
	Overvotes:	0		0	
	Unresolved write-in votes:	0		0	

Eastmont School District 206 Director 5 At Large

Choice	Party	Absentee Voting		Total	
Meaghan Vibbert		195	53.42%	195	53.42%
Lyle McClune		170	46.58%	170	46.58%
	Cast Votes:	365	100.00%	365	100.00%
	Undervotes:	78		78	
	Overvotes:	1		1	
	Unresolved write-in votes:	0		0	

Fire District #2 Commissioner #3

Choice	Party	Absentee Voting		Total	
Dave Fennell		215	61.96%	215	61.96%
Bob Black		132	38.04%	132	38.04%
	Cast Votes:	347	100.00%	347	100.00%
	Undervotes:	97		97	
	Overvotes:	0		0	
	Unresolved write-in votes:	0		0	

Precinct Results Report

General Election 2019

Run Time 1:10 PM

Run Date 11/26/2019

Douglas County

General Election

11/5/2019

Page 344

Official Results

Registered Voters

10629 of 22711 = 46.80%

Precincts Reporting

0 of 47 = 0.00%

317

444 of 963 registered voters = 46.11%

Sewer District #1 Sewer Commissioner #2 - Short/Full Term

Choice	Party	Absentee Voting		Total	
Steve Lacy		95	42.99%	95	42.99%
Greg Peterson		126	57.01%	126	57.01%
	Cast Votes:	221	100.00%	221	100.00%
	Undervotes:	31		31	
	Overvotes:	1		1	
	Unresolved write-in votes:	0		0	

Precinct Results Report

General Election 2019

Run Time 1:10 PM

Run Date 11/26/2019

Douglas County

General Election

11/5/2019

Page 345

Official Results**Registered Voters**

10629 of 22711 = 46.80%

Precincts Reporting

0 of 47 = 0.00%

318

102 of 202 registered voters = 50.50%

Referendum Measure No. 88

Choice	Party	Absentee Voting		Total	
Approved		25	27.47%	25	27.47%
Rejected		66	72.53%	66	72.53%
	Cast Votes:	91	100.00%	91	100.00%
	Undervotes:	11		11	
	Overvotes:	0		0	
	Unresolved write-in votes:	0		0	

Initiative Measure No. 976

Choice	Party	Absentee Voting		Total	
Yes		71	71.72%	71	71.72%
No		28	28.28%	28	28.28%
	Cast Votes:	99	100.00%	99	100.00%
	Undervotes:	3		3	
	Overvotes:	0		0	
	Unresolved write-in votes:	0		0	

Advisory Vote No. 20

Choice	Party	Absentee Voting		Total	
Repealed		77	81.91%	77	81.91%
Maintained		17	18.09%	17	18.09%
	Cast Votes:	94	100.00%	94	100.00%
	Undervotes:	8		8	
	Overvotes:	0		0	
	Unresolved write-in votes:	0		0	

Advisory Vote No. 21

Choice	Party	Absentee Voting		Total	
Repealed		64	68.09%	64	68.09%
Maintained		30	31.91%	30	31.91%
	Cast Votes:	94	100.00%	94	100.00%
	Undervotes:	8		8	
	Overvotes:	0		0	
	Unresolved write-in votes:	0		0	

Precinct Results Report

General Election 2019

Run Time 1:10 PM

Run Date 11/26/2019

Douglas County

General Election

11/5/2019

Page 346

Official Results**Registered Voters**

10629 of 22711 = 46.80%

Precincts Reporting

0 of 47 = 0.00%

318

102 of 202 registered voters = 50.50%

Advisory Vote No. 22

Choice	Party	Absentee Voting		Total	
Repealed		72	75.79%	72	75.79%
Maintained		23	24.21%	23	24.21%
Cast Votes:		95	100.00%	95	100.00%
Undervotes:		7		7	
Overvotes:		0		0	
Unresolved write-in votes:		0		0	

Advisory Vote No. 23

Choice	Party	Absentee Voting		Total	
Repealed		53	53.00%	53	53.00%
Maintained		47	47.00%	47	47.00%
Cast Votes:		100	100.00%	100	100.00%
Undervotes:		2		2	
Overvotes:		0		0	
Unresolved write-in votes:		0		0	

Advisory Vote No. 24

Choice	Party	Absentee Voting		Total	
Repealed		77	80.21%	77	80.21%
Maintained		19	19.79%	19	19.79%
Cast Votes:		96	100.00%	96	100.00%
Undervotes:		6		6	
Overvotes:		0		0	
Unresolved write-in votes:		0		0	

Advisory Vote No. 25

Choice	Party	Absentee Voting		Total	
Repealed		76	77.55%	76	77.55%
Maintained		22	22.45%	22	22.45%
Cast Votes:		98	100.00%	98	100.00%
Undervotes:		4		4	
Overvotes:		0		0	
Unresolved write-in votes:		0		0	

Precinct Results Report

General Election 2019

Run Time 1:10 PM

Run Date 11/26/2019

Douglas County

General Election

11/5/2019

Page 347

Official Results**Registered Voters**

10629 of 22711 = 46.80%

Precincts Reporting

0 of 47 = 0.00%

318

102 of 202 registered voters = 50.50%

Advisory Vote No. 26

Choice	Party	Absentee Voting		Total	
Repealed		69	71.88%	69	71.88%
Maintained		27	28.13%	27	28.13%
Cast Votes:		96	100.00%	96	100.00%
Undervotes:		6		6	
Overvotes:		0		0	
Unresolved write-in votes:		0		0	

Advisory Vote No. 27

Choice	Party	Absentee Voting		Total	
Repealed		73	74.49%	73	74.49%
Maintained		25	25.51%	25	25.51%
Cast Votes:		98	100.00%	98	100.00%
Undervotes:		4		4	
Overvotes:		0		0	
Unresolved write-in votes:		0		0	

Advisory Vote No. 28

Choice	Party	Absentee Voting		Total	
Repealed		63	65.63%	63	65.63%
Maintained		33	34.38%	33	34.38%
Cast Votes:		96	100.00%	96	100.00%
Undervotes:		6		6	
Overvotes:		0		0	
Unresolved write-in votes:		0		0	

Advisory Vote No. 29

Choice	Party	Absentee Voting		Total	
Repealed		75	78.13%	75	78.13%
Maintained		21	21.88%	21	21.88%
Cast Votes:		96	100.00%	96	100.00%
Undervotes:		6		6	
Overvotes:		0		0	
Unresolved write-in votes:		0		0	

Precinct Results Report

General Election 2019

Run Time 1:10 PM

Run Date 11/26/2019

Douglas County

General Election

11/5/2019

Page 348

Official Results**Registered Voters**

10629 of 22711 = 46.80%

Precincts Reporting

0 of 47 = 0.00%

318

102 of 202 registered voters = 50.50%

Advisory Vote No. 30

Choice	Party	Absentee Voting		Total	
Repealed		70	72.16%	70	72.16%
Maintained		27	27.84%	27	27.84%
Cast Votes:		97	100.00%	97	100.00%
Undervotes:		5		5	
Overvotes:		0		0	
Unresolved write-in votes:		0		0	

Advisory Vote No. 31

Choice	Party	Absentee Voting		Total	
Repealed		59	60.82%	59	60.82%
Maintained		38	39.18%	38	39.18%
Cast Votes:		97	100.00%	97	100.00%
Undervotes:		5		5	
Overvotes:		0		0	
Unresolved write-in votes:		0		0	

Senate Joint Resolution No.8200

Choice	Party	Absentee Voting		Total	
Approved		41	42.71%	41	42.71%
Rejected		55	57.29%	55	57.29%
Cast Votes:		96	100.00%	96	100.00%
Undervotes:		6		6	
Overvotes:		0		0	
Unresolved write-in votes:		0		0	

Superior Court Judge Judge Position 1

Choice	Party	Absentee Voting		Total	
Brian C. Huber		71	100.00%	71	100.00%
Cast Votes:		71	100.00%	71	100.00%
Undervotes:		30		30	
Overvotes:		0		0	
Unresolved write-in votes:		1		1	

Precinct Results Report

General Election 2019

Run Time 1:10 PM

Run Date 11/26/2019

Douglas County

General Election

11/5/2019

Page 349

Official Results**Registered Voters**

10629 of 22711 = 46.80%

Precincts Reporting

0 of 47 = 0.00%

318

102 of 202 registered voters = 50.50%

Port Countywide Commissioner District 1

Choice	Party	Absentee Voting		Total	
Jim Huffman		69	100.00%	69	100.00%
	Cast Votes:	69	100.00%	69	100.00%
	Undervotes:	30		30	
	Overvotes:	0		0	
	Unresolved write-in votes:	3		3	

Eastmont Metro Parks and Recreation Commissioner #1 - Short/Full Term

Choice	Party	Absentee Voting		Total	
Deborah (Deb) Miller		69	100.00%	69	100.00%
	Cast Votes:	69	100.00%	69	100.00%
	Undervotes:	32		32	
	Overvotes:	0		0	
	Unresolved write-in votes:	1		1	

Eastmont Metro Parks and Recreation Commissioner #2

Choice	Party	Absentee Voting		Total	
Marc A. Marquis		66	100.00%	66	100.00%
	Cast Votes:	66	100.00%	66	100.00%
	Undervotes:	35		35	
	Overvotes:	0		0	
	Unresolved write-in votes:	1		1	

East Wenatchee Water Water Commissioner #3

Choice	Party	Absentee Voting		Total	
Jeff Johnson		37	44.58%	37	44.58%
Terry Barnes		46	55.42%	46	55.42%
	Cast Votes:	83	100.00%	83	100.00%
	Undervotes:	17		17	
	Overvotes:	1		1	
	Unresolved write-in votes:	1		1	

Precinct Results Report

General Election 2019

Run Time 1:10 PM

Run Date 11/26/2019

Douglas County

General Election

11/5/2019

Page 350

Official Results

Registered Voters

10629 of 22711 = 46.80%

Precincts Reporting

0 of 47 = 0.00%

318

102 of 202 registered voters = 50.50%

Eastmont School District 206 Director 1

Choice	Party	Absentee Voting		Total	
Cindy Wright		50	68.49%	50	68.49%
Sasha Sleiman		23	31.51%	23	31.51%
	Cast Votes:	73	100.00%	73	100.00%
	Undervotes:	27		27	
	Overvotes:	0		0	
	Unresolved write-in votes:	2		2	

Eastmont School District 206 Director 2

Choice	Party	Absentee Voting		Total	
Whitney Smith		43	57.33%	43	57.33%
Nathan Medeiros		32	42.67%	32	42.67%
	Cast Votes:	75	100.00%	75	100.00%
	Undervotes:	25		25	
	Overvotes:	0		0	
	Unresolved write-in votes:	2		2	

Eastmont School District 206 Director 5 At Large

Choice	Party	Absentee Voting		Total	
Meaghan Vibbert		52	62.65%	52	62.65%
Lyle McClune		31	37.35%	31	37.35%
	Cast Votes:	83	100.00%	83	100.00%
	Undervotes:	18		18	
	Overvotes:	0		0	
	Unresolved write-in votes:	1		1	

Fire District #2 Commissioner #3

Choice	Party	Absentee Voting		Total	
Dave Fennell		33	45.21%	33	45.21%
Bob Black		40	54.79%	40	54.79%
	Cast Votes:	73	100.00%	73	100.00%
	Undervotes:	28		28	
	Overvotes:	0		0	
	Unresolved write-in votes:	1		1	

Precinct Results Report

General Election 2019

Run Time 1:10 PM

Run Date 11/26/2019

Douglas County

General Election

11/5/2019

Page 351

Official Results

Registered Voters

10629 of 22711 = 46.80%

Precincts Reporting

0 of 47 = 0.00%

318

102 of 202 registered voters = 50.50%

Sewer District #1 Sewer Commissioner #2 - Short/Full Term

Choice	Party	Absentee Voting		Total	
Steve Lacy		34	38.20%	34	38.20%
Greg Peterson		55	61.80%	55	61.80%
	Cast Votes:	89	100.00%	89	100.00%
	Undervotes:	11		11	
	Overvotes:	1		1	
	Unresolved write-in votes:	1		1	

*** End of report ***