



Official Returns

of the

November General Election

held in

Douglas County


November 4, 2014

State of Washington

Oath of County Auditor or Supervisor of Elections


STATE OF WASHINGTON)
) ss.
COUNTY OF Douglas

I solemnly swear that the returns of the General Election held on 11/04/14 in Douglas County, State of Washington, have been in no way altered and that they are the same as when they were deposited in my office.



County Auditor or Supervisor of Elections

Subscribed and sworn to me this 25th day of November 2014




Chairman, County Legislative Authority

Certification of the Canvassing Board

STATE OF WASHINGTON)
) ss.
COUNTY OF Douglas

The undersigned officers designated by law as constituting the Canvassing Board for the County of Douglas, State of Washington, hereby certify that this is a full, true and correct copy of the Abstract of Votes including the cumulative results, precinct results, and a reconciliation report of votes cast at the General Election held on 11/04/14, in Douglas County, State of Washington, and that the following are the true and reconciled numbers of voters and votes counted.


Witness our hands and official seal this 25th day of Novemeber 2014



County Auditor or Supervisor of Elections



Chairman, County Legislative Authority or Designee



County Prosecuting Attorney or Designee





Official Statement of Canvass Douglas County

Election Name: **General**

Election Date: **November 4, 2014**

Issue: **STATE MEASURE
Initiative Measure No. 1351**

(Douglas County results only)

Yes	4,077	38.59%
No	6,487	61.41%
Total Votes Cast on the Measure	10,564	



Official Statement of Canvass Douglas County

Election Name: **General**

Election Date: **November 4, 2014**

Issue: **STATE MEASURE
Initiative Measure No. 591**

(Douglas County results only)

Yes	6,581	62.47%
No	3,954	37.53%
Total Votes Cast on the Measure	10,535	



Official Statement of Canvass Douglas County

Election Name: **General**

Election Date: **November 4, 2014**

Issue: **STATE MEASURE
Initiative Measure No. 594**

(Douglas County results only)

Yes	3,805	35.67%
No	6,862	64.33%
Total Votes Cast on the Measure	10,667	



Official Statement of Canvass Douglas County

Election Name: **General**

Election Date: **November 4, 2014**

Issue: **STATE MEASURE**
Advisory Vote No. 8 Senate Bill 6505

(Douglas County results only)

Repealed	5,352	54.42%
Maintained	4,483	45.58%
Total Votes Cast on the Measure	9,835	



Official Statement of Canvass Douglas County

Election Name: **General**

Election Date: **November 4, 2014**

Issue: **STATE MEASURE**
Advisory Vote No. 9 Engrossed Substitute House Bill 1287

(Douglas County results only)

Repealed	5,212	54.42%
Maintained	4,365	45.58%
Total Votes Cast on the Measure	9,577	

**Official Statement of Canvass
Douglas County**

Election Name: **General Election**

Election Date: **November 04, 2014**

Issue: **Congressional District 4
U.S Representative
(Partisan)**

Clint Didier (Prefers Republican Party)	3,121	55.60%
Dan Newhouse (Prefers Republican Party)	2,492.....	44.40%

**Official Statement of Canvass
Douglas County**

Election Name: **General Election**

Election Date: **November 04, 2014**

Issue: **Congressional District 8
U.S Representative
(Partisan)**

Dave Reichert (Prefers Republican Party)	3,236	73.28%
Jason Ritchie (Prefers Democratic Party)	1,180	26.72%

**Official Statement of Canvass
Douglas County**

Election Name: **General Election**

Election Date: **November 04, 2014**

Issue: **Legislative District 12
State Representative Pos.1
(Partisan)**

Cary Condotta (Prefers Republican Party)	7,955	100.00%
---	-------------	---------

**Official Statement of Canvass
Douglas County**

Election Name: **General Election**

Election Date: **November 04, 2014**

Issue: **Legislative District 12
State Representative Pos.2
(Partisan)**

Brad Hawkins (Prefers Republican Party)

8,153 100.00%

**Official Statement of Canvass
Douglas County**

Election Name: **General Election**

Election Date: **November 04, 2014**

Issue: **Douglas County Assessor
(Partisan)**

Jim Ruud (Prefers Republican Party)

8,068 100.00%

**Official Statement of Canvass
Douglas County**

Election Name: **General Election**

Election Date: **November 04, 2014**

Issue: **Douglas County Auditor
(Partisan)**

Thad Duvall (Prefers Democratic Party)	5,460	53.77%
Greg Wright (Prefers Republican Party)	4,695	46.23%

**Official Statement of Canvass
Douglas County**

Election Name: **General Election**

Election Date: **November 04, 2014**

Issue: **Douglas County Clerk
(Partisan)**

Tristen Worthen (Prefers Republican Party)	5,133	56.57%
Laurie Miller (Prefers Republican Party)	3,941	43.43%

**Official Statement of Canvass
Douglas County**

Election Name: **General Election**

Election Date: **November 04, 2014**

Issue: **Douglas County Commissioner 3
(Partisan)**

Steve Jenkins (Prefers Republican Party)	7,202	100.00%
--	-------------	---------

**Official Statement of Canvass
Douglas County**

Election Name: **General Election**

Election Date: **November 04, 2014**

Issue: **Douglas County Prosecuting Attorney
(Partisan)**

Steve Clem (States No Party Preference)

7,556 100.00%

**Official Statement of Canvass
Douglas County**

Election Name: **General Election**

Election Date: **November 04, 2014**

Issue: **Douglas County Sheriff
(Partisan)**

Harvey Gjesdal (Prefers Republican Party)

8,084 100.00%

**Official Statement of Canvass
Douglas County**

Election Name: **General Election**

Election Date: **November 04, 2014**

Issue: **Douglas County Treasurer
(Partisan)**

Nona Haberman (Prefers Republican Party)

7,911 100.00%

**Official Statement of Canvass
Douglas County**

Election Name: **General Election**

Election Date: **November 04, 2014**

Issue: **Supreme Court Justice Position 1
2 Year Unexpired Term
(Non-Partisan)**

Mary Yu 6,816 100.00%

**Official Statement of Canvass
Douglas County**

Election Name: **General Election**

Election Date: **November 04, 2014**

Issue: **Supreme Court Justice Position 3
(Non-Partisan)**

Mary E. Fairhurst 6,829 100.00%

**Official Statement of Canvass
Douglas County**

Election Name: **General Election**

Election Date: **November 04, 2014**

Issue: **Supreme Court Justice Position 4
(Non-Partisan)**

Eddie Yoon 1,903 23.10%

Charles W. Johnson 6,335 76.90%

**Official Statement of Canvass
Douglas County**

Election Name: **General Election**

Election Date: **November 04, 2014**

Issue: **Supreme Court Justice Position 7
(Non-Partisan)**

Debra L. Stephens

6,245 74.79%

John (Zamboni) Scannell

2,105 25.21%

**Official Statement of Canvass
Douglas County**

Election Name: **General Election**

Election Date: **November 04, 2014**

Issue: **Court of Appeals Division 3 District 3
Judge Position 1
(Non-Partisan)**

Stephen M. Brown

6,757 100.00%

**Official Statement of Canvass
Douglas County**

Election Name: **General Election**

Election Date: **November 04, 2014**

Issue: **Court of Appeals Division 3 District 3
Judge Position 2
4 Year Unexpired Term
(Non-Partisan)**

Rob Lawrence-Berrey

6,714 100.00%

**Official Statement of Canvass
Douglas County**

Election Name: **General Election**

Election Date: **November 04, 2014**

Issue: **Douglas County District Court Judge
(Non-Partisan)**

Judith L. McCauley

7,296 100.00%

**Official Statement of Canvass
Douglas County**

Election Name: **General Election**

Election Date: **November 04, 2014**

Issue: **Douglas County PUD
Commissioner 2
(Non-Partisan)**

Steven E. Pauly

3,798 41.32%

Molly Doneen Simpson

5,394 58.68%

**Official Statement of Canvass
Douglas County**

Election Name: **General Election**

Election Date: **November 4, 2014**

Issue: **Hospital District No. 2
One Year Excess Levy**

Yes503 71.55%
No200 28.45%
Total Votes Cast on the Proposition.....703

Percent "For" Votes Cast: 71.55%
This proposition must receive a majority of votes cast.

**Official Statement of Canvass
Douglas County**

Election Name: **General Election**

Election Date: **November 4, 2014**

Issue: **Town of Waterville
Mosquito Control District
One Year Excess Levy**

Yes340 75.89%
No108 24.11%
Total Votes Cast on the Proposition.....448

Percent "For" Votes Cast: 75.89%
This proposition must receive a majority of votes cast.

**Official Statement of Canvass
Douglas County**

Election Name: **General Election**

Election Date: **November 4, 2014**

Issue: **Cemetery District No. 2
One Year M&O Excess Levy**

Yes394 63.96%

No222 36.04%

Total Votes Cast on the Proposition.....616

Percent "For" Votes Cast: 63.96%

This proposition must receive a majority of votes cast.

**Cumulative Report — Official
Douglas County, Washington — Official Ballot — November 04, 2014**

Page 1 of 7

11/25/2014 10:28 AM

Total Number of Voters : 10,824 of 18,935 = 57.16%

Precincts Reporting 0 of 47 = 0.00%

Party	Candidate	Early		Election		Total	
Initiative Measure No. 1351, Vote For 1							
	Yes	4,077	38.59%	0	0.00%	4,077	38.59%
	No	6,487	61.41%	0	0.00%	6,487	61.41%
	Cast Votes:	10,564	97.60%	0	0.00%	10,564	97.60%
	Over Votes:	24	0.22%	0	0.00%	24	0.22%
	Under Votes:	236	2.18%	0	0.00%	236	2.18%
Initiative Measure No. 591, Vote For 1							
	Yes	6,581	62.47%	0	0.00%	6,581	62.47%
	No	3,954	37.53%	0	0.00%	3,954	37.53%
	Cast Votes:	10,535	97.33%	0	0.00%	10,535	97.33%
	Over Votes:	80	0.74%	0	0.00%	80	0.74%
	Under Votes:	209	1.93%	0	0.00%	209	1.93%
Initiative Measure No. 594, Vote For 1							
	Yes	3,805	35.67%	0	0.00%	3,805	35.67%
	No	6,862	64.33%	0	0.00%	6,862	64.33%
	Cast Votes:	10,667	98.55%	0	0.00%	10,667	98.55%
	Over Votes:	16	0.15%	0	0.00%	16	0.15%
	Under Votes:	141	1.30%	0	0.00%	141	1.30%
Advisory Vote No. 8 Senate Bill 6505, Vote For 1							
	Repealed	5,352	54.42%	0	0.00%	5,352	54.42%
	Maintained	4,483	45.58%	0	0.00%	4,483	45.58%
	Cast Votes:	9,835	90.86%	0	0.00%	9,835	90.86%
	Over Votes:	53	0.49%	0	0.00%	53	0.49%
	Under Votes:	936	8.65%	0	0.00%	936	8.65%
Advisory Vote No. 9 Engrossed Substitute House Bill 1287, Vote For 1							
	Repealed	5,212	54.42%	0	0.00%	5,212	54.42%
	Maintained	4,365	45.58%	0	0.00%	4,365	45.58%
	Cast Votes:	9,577	88.48%	0	0.00%	9,577	88.48%
	Over Votes:	17	0.16%	0	0.00%	17	0.16%
	Under Votes:	1,230	11.36%	0	0.00%	1,230	11.36%

**Cumulative Report — Official
Douglas County, Washington — Official Ballot — November 04, 2014**

Page 2 of 7

11/25/2014 10:28 AM

Total Number of Voters : 10,824 of 18,935 = 57.16%

Precincts Reporting 0 of 47 = 0.00%

Party	Candidate	Early		Election		Total	
Congressional District 4 U.S. Representative, Vote For 1							
	Clint Didier	3,121	55.01%	0	0.00%	3,121	55.01%
	Dan Newhouse	2,492	43.92%	0	0.00%	2,492	43.92%
	Unresolved Write-Ins	61	1.08%	0	0.00%	61	1.08%
	Rejected Write-Ins	0	0.00%	0	0.00%	0	0.00%
	Cast Votes:	5,674	91.25%	0	0.00%	5,674	91.25%
	Over Votes:	10	0.16%	0	0.00%	10	0.16%
	Under Votes:	534	8.59%	0	0.00%	534	8.59%
Congressional District 8 U.S. Representative, Vote For 1							
	Dave Reichert	3,236	73.05%	0	0.00%	3,236	73.05%
	Jason Ritchie	1,180	26.64%	0	0.00%	1,180	26.64%
	Unresolved Write-Ins	14	0.32%	0	0.00%	14	0.32%
	Rejected Write-Ins	0	0.00%	0	0.00%	0	0.00%
	Cast Votes:	4,430	96.18%	0	0.00%	4,430	96.18%
	Over Votes:	7	0.15%	0	0.00%	7	0.15%
	Under Votes:	169	3.67%	0	0.00%	169	3.67%
Legislative District 12 State Representative Pos. 1, Vote For 1							
	Cary Condotta	7,955	96.44%	0	0.00%	7,955	96.44%
	Unresolved Write-Ins	294	3.56%	0	0.00%	294	3.56%
	Rejected Write-Ins	0	0.00%	0	0.00%	0	0.00%
	Cast Votes:	8,249	76.21%	0	0.00%	8,249	76.21%
	Over Votes:	2	0.02%	0	0.00%	2	0.02%
	Under Votes:	2,573	23.77%	0	0.00%	2,573	23.77%
Legislative District 12 State Representative Pos. 2, Vote For 1							
	Brad Hawkins	8,153	97.66%	0	0.00%	8,153	97.66%
	Unresolved Write-Ins	195	2.34%	0	0.00%	195	2.34%
	Rejected Write-Ins	0	0.00%	0	0.00%	0	0.00%
	Cast Votes:	8,348	77.12%	0	0.00%	8,348	77.12%
	Over Votes:	1	0.01%	0	0.00%	1	0.01%
	Under Votes:	2,475	22.87%	0	0.00%	2,475	22.87%
County Header, Vote For 1							
	No Candidate for Race	0	0.00%	0	0.00%	0	0.00%
	Cast Votes:	0	0.00%	0	0.00%	0	0.00%

**Cumulative Report — Official
Douglas County, Washington — Official Ballot — November 04, 2014**

Page 3 of 7

11/25/2014 10:28 AM

Total Number of Voters : 10,824 of 18,935 = 57.16%

Precincts Reporting 0 of 47 = 0.00%

Party	Candidate	Early		Election		Total	
Douglas County Assessor, Vote For 1							
	Jim Ruud	8,068	98.52%	0	0.00%	8,068	98.52%
	Unresolved Write-Ins	121	1.48%	0	0.00%	121	1.48%
	Rejected Write-Ins	0	0.00%	0	0.00%	0	0.00%
	Cast Votes:	8,189	75.66%	0	0.00%	8,189	75.66%
	Over Votes:	2	0.02%	0	0.00%	2	0.02%
	Under Votes:	2,633	24.33%	0	0.00%	2,633	24.33%
Douglas County Auditor, Vote For 1							
	Thad Duvall	5,460	53.68%	0	0.00%	5,460	53.68%
	Greg Wright	4,695	46.16%	0	0.00%	4,695	46.16%
	Unresolved Write-Ins	17	0.17%	0	0.00%	17	0.17%
	Rejected Write-Ins	0	0.00%	0	0.00%	0	0.00%
	Cast Votes:	10,172	93.98%	0	0.00%	10,172	93.98%
	Over Votes:	48	0.44%	0	0.00%	48	0.44%
	Under Votes:	604	5.58%	0	0.00%	604	5.58%
Douglas County Clerk, Vote For 1							
	Tristen Worthen	5,133	56.25%	0	0.00%	5,133	56.25%
	Laurie Miller	3,941	43.19%	0	0.00%	3,941	43.19%
	Unresolved Write-Ins	51	0.56%	0	0.00%	51	0.56%
	Rejected Write-Ins	0	0.00%	0	0.00%	0	0.00%
	Cast Votes:	9,125	84.30%	0	0.00%	9,125	84.30%
	Over Votes:	24	0.22%	0	0.00%	24	0.22%
	Under Votes:	1,675	15.47%	0	0.00%	1,675	15.47%
Douglas County Commissioner 3, Vote For 1							
	Steve Jenkins	7,702	98.49%	0	0.00%	7,702	98.49%
	Unresolved Write-Ins	118	1.51%	0	0.00%	118	1.51%
	Rejected Write-Ins	0	0.00%	0	0.00%	0	0.00%
	Cast Votes:	7,820	72.25%	0	0.00%	7,820	72.25%
	Over Votes:	2	0.02%	0	0.00%	2	0.02%
	Under Votes:	3,002	27.73%	0	0.00%	3,002	27.73%

**Cumulative Report — Official
Douglas County, Washington — Official Ballot — November 04, 2014**

Page 4 of 7

11/25/2014 10:28 AM

Total Number of Voters : 10,824 of 18,935 = 57.16%

Precincts Reporting 0 of 47 = 0.00%

Party	Candidate	Early	Election	Total
Douglas County Prosecuting Attorney, Vote For 1				
	Steve Clem	7,556 98.02%	0 0.00%	7,556 98.02%
	Unresolved Write-Ins	153 1.98%	0 0.00%	153 1.98%
	Rejected Write-Ins	0 0.00%	0 0.00%	0 0.00%
	Cast Votes:	7,709 71.22%	0 0.00%	7,709 71.22%
	Over Votes:	2 0.02%	0 0.00%	2 0.02%
	Under Votes:	3,113 28.76%	0 0.00%	3,113 28.76%
Douglas County Sheriff, Vote For 1				
	Harvey Gjesdal	8,084 98.18%	0 0.00%	8,084 98.18%
	Unresolved Write-Ins	150 1.82%	0 0.00%	150 1.82%
	Rejected Write-Ins	0 0.00%	0 0.00%	0 0.00%
	Cast Votes:	8,234 76.07%	0 0.00%	8,234 76.07%
	Over Votes:	1 0.01%	0 0.00%	1 0.01%
	Under Votes:	2,589 23.92%	0 0.00%	2,589 23.92%
Douglas County Treasurer, Vote For 1				
	Nona Haberman	7,911 99.04%	0 0.00%	7,911 99.04%
	Unresolved Write-Ins	77 0.96%	0 0.00%	77 0.96%
	Rejected Write-Ins	0 0.00%	0 0.00%	0 0.00%
	Cast Votes:	7,988 73.80%	0 0.00%	7,988 73.80%
	Over Votes:	2 0.02%	0 0.00%	2 0.02%
	Under Votes:	2,834 26.18%	0 0.00%	2,834 26.18%
Supreme Court Justice Position 1 2 Year Unexpired Term, Vote For 1				
	Mary Yu	6,816 98.67%	0 0.00%	6,816 98.67%
	Unresolved Write-Ins	92 1.33%	0 0.00%	92 1.33%
	Rejected Write-Ins	0 0.00%	0 0.00%	0 0.00%
	Cast Votes:	6,908 63.82%	0 0.00%	6,908 63.82%
	Over Votes:	2 0.02%	0 0.00%	2 0.02%
	Under Votes:	3,914 36.16%	0 0.00%	3,914 36.16%

**Cumulative Report — Official
Douglas County, Washington — Official Ballot — November 04, 2014**

Page 5 of 7

11/25/2014 10:28 AM

Total Number of Voters : 10,824 of 18,935 = 57.16%

Precincts Reporting 0 of 47 = 0.00%

Party	Candidate	Early		Election		Total	
Supreme Court Justice Position 3, Vote For 1							
	Mary E. Fairhurst	6,829	98.90%	0	0.00%	6,829	98.90%
	Unresolved Write-Ins	76	1.10%	0	0.00%	76	1.10%
	Rejected Write-Ins	0	0.00%	0	0.00%	0	0.00%
	Cast Votes:	6,905	63.79%	0	0.00%	6,905	63.79%
	Over Votes:	1	0.01%	0	0.00%	1	0.01%
	Under Votes:	3,918	36.20%	0	0.00%	3,918	36.20%
Supreme Court Justice Position 4, Vote For 1							
	Eddie Yoon	1,903	23.02%	0	0.00%	1,903	23.02%
	Charles W. Johnson	6,335	76.62%	0	0.00%	6,335	76.62%
	Unresolved Write-Ins	30	0.36%	0	0.00%	30	0.36%
	Rejected Write-Ins	0	0.00%	0	0.00%	0	0.00%
	Cast Votes:	8,268	76.39%	0	0.00%	8,268	76.39%
	Over Votes:	31	0.29%	0	0.00%	31	0.29%
	Under Votes:	2,525	23.33%	0	0.00%	2,525	23.33%
Supreme Court Justice Position 7, Vote For 1							
	Debra L. Stephens	6,245	74.45%	0	0.00%	6,245	74.45%
	John (Zamboni) Scannell	2,105	25.10%	0	0.00%	2,105	25.10%
	Unresolved Write-Ins	38	0.45%	0	0.00%	38	0.45%
	Rejected Write-Ins	0	0.00%	0	0.00%	0	0.00%
	Cast Votes:	8,388	77.49%	0	0.00%	8,388	77.49%
	Over Votes:	26	0.24%	0	0.00%	26	0.24%
	Under Votes:	2,410	22.27%	0	0.00%	2,410	22.27%
Court of Appeals, Division 3 District 3 Judge Position 1, Vote For 1							
	Stephen M. Brown	6,757	99.27%	0	0.00%	6,757	99.27%
	Unresolved Write-Ins	50	0.73%	0	0.00%	50	0.73%
	Rejected Write-Ins	0	0.00%	0	0.00%	0	0.00%
	Cast Votes:	6,807	62.89%	0	0.00%	6,807	62.89%
	Over Votes:	1	0.01%	0	0.00%	1	0.01%
	Under Votes:	4,016	37.10%	0	0.00%	4,016	37.10%

**Cumulative Report — Official
Douglas County, Washington — Official Ballot — November 04, 2014**

Total Number of Voters : 10,824 of 18,935 = 57.16%

Precincts Reporting 0 of 47 = 0.00%

Party	Candidate	Early	Election	Total
-------	-----------	-------	----------	-------

Court of Appeals, Division 3 District 3 Judge Position 2 4 Year Unexpired Term, Vote For 1

Rob Lawrence-Berrey	6,714	99.16%	0	0.00%	6,714	99.16%
Unresolved Write-Ins	57	0.84%	0	0.00%	57	0.84%
Rejected Write-Ins	0	0.00%	0	0.00%	0	0.00%
Cast Votes:	6,771	62.56%	0	0.00%	6,771	62.56%
Over Votes:	1	0.01%	0	0.00%	1	0.01%
Under Votes:	4,052	37.44%	0	0.00%	4,052	37.44%

Douglas County District Court Judge, Vote For 1

Judith L. McCauley	7,296	98.24%	0	0.00%	7,296	98.24%
Unresolved Write-Ins	131	1.76%	0	0.00%	131	1.76%
Rejected Write-Ins	0	0.00%	0	0.00%	0	0.00%
Cast Votes:	7,427	68.62%	0	0.00%	7,427	68.62%
Over Votes:	1	0.01%	0	0.00%	1	0.01%
Under Votes:	3,396	31.37%	0	0.00%	3,396	31.37%

Hospital District No. 2 HOSPITAL DISTRICT ONE YEAR EXCESS LEVY, Vote For 1

YES	503	71.55%	0	0.00%	503	71.55%
NO	200	28.45%	0	0.00%	200	28.45%
Cast Votes:	703	96.04%	0	0.00%	703	96.04%
Over Votes:	0	0.00%	0	0.00%	0	0.00%
Under Votes:	29	3.96%	0	0.00%	29	3.96%

Town Of Waterville MOSQUITO CONTROL DISTRICT ONE YEAR EXCESS LEVY, Vote For 1

YES	340	75.89%	0	0.00%	340	75.89%
NO	108	24.11%	0	0.00%	108	24.11%
Cast Votes:	448	98.46%	0	0.00%	448	98.46%
Over Votes:	0	0.00%	0	0.00%	0	0.00%
Under Votes:	7	1.54%	0	0.00%	7	1.54%

Cemetery District No.2 ONE YEAR MAINTENANCE AND OPERATIONS EXCESS TAX LEVY, Vote For 1

YES	394	63.96%	0	0.00%	394	63.96%
NO	222	36.04%	0	0.00%	222	36.04%
Cast Votes:	616	95.06%	0	0.00%	616	95.06%
Over Votes:	1	0.15%	0	0.00%	1	0.15%
Under Votes:	31	4.78%	0	0.00%	31	4.78%

**Cumulative Report — Official
Douglas County, Washington — Official Ballot — November 04, 2014**

Page 7 of 7

11/25/2014 10:28 AM

Total Number of Voters : 10,824 of 18,935 = 57.16%

Precincts Reporting 0 of 47 = 0.00%

Party	Candidate	Early		Election		Total	
PUD Commissioner 2, Vote For 1							
	Steven E. Pauly	3,798	41.23%	0	0.00%	3,798	41.23%
	Molly Doneen Simpson	5,394	58.55%	0	0.00%	5,394	58.55%
	Unresolved Write-Ins	20	0.22%	0	0.00%	20	0.22%
	Rejected Write-Ins	0	0.00%	0	0.00%	0	0.00%
	Cast Votes:	9,212	85.11%	0	0.00%	9,212	85.11%
	Over Votes:	12	0.11%	0	0.00%	12	0.11%
	Under Votes:	1,600	14.78%	0	0.00%	1,600	14.78%

Canvass Report — Absentee Voters — Official
Douglas County, Washington — Official Ballot — November 04, 2014

Total Number of Voters : 10,824 of 18,935 = 57.16%

Precincts Reporting 0 of 47 = 0.00%

Initiative Measure No. 1351

Precinct	Absentee Ballots Cast	Total Ballots Cast	Registered Voters	Percent Turnout	Yes	No	Totals
101	239	239	428	55.84%	91	144	235
102	459	459	734	62.53%	186	259	445
103	103	103	205	50.24%	42	57	99
104	515	515	750	68.67%	187	318	505
105	148	148	385	38.44%	72	74	146
106	196	196	441	44.44%	87	106	193
107	198	198	343	57.73%	79	116	195
108	217	217	410	52.93%	91	121	212
109	146	146	299	48.83%	67	78	145
110	288	288	452	63.72%	90	190	280
111	417	417	693	60.17%	163	249	412
112	246	246	463	53.13%	95	149	244
113	208	208	472	44.07%	87	117	204
114	198	198	352	56.25%	76	118	194
201	241	241	468	51.50%	102	135	237
202	117	117	243	48.15%	47	70	117
203	297	297	533	55.72%	123	164	287
204	352	352	605	58.18%	117	232	349
205	455	455	682	66.72%	165	275	440
206	210	210	390	53.85%	80	128	208
207	366	366	683	53.59%	143	217	360
208	178	178	383	46.48%	71	106	177
209	350	350	585	59.83%	129	212	341
210	117	117	251	46.61%	63	52	115
211	96	96	131	73.28%	28	65	93
212	230	230	384	59.90%	72	153	225
213	210	210	316	66.46%	56	139	195
214	81	81	197	41.12%	37	42	79
215	284	284	613	46.33%	103	177	280
301	464	464	811	57.21%	154	296	450
302	368	368	488	75.41%	118	240	358
303	234	234	442	52.94%	86	143	229
304	71	71	112	63.39%	18	49	67
305	168	168	292	57.53%	56	109	165
306	202	202	368	54.89%	79	114	193
307	67	67	93	72.04%	25	37	62
308	66	66	92	71.74%	15	48	63
309	95	95	142	66.90%	33	60	93
310	123	123	178	69.10%	55	63	118
311	170	170	285	59.65%	61	105	166

**Canvass Report — Absentee Voters — Official
Douglas County, Washington — Official Ballot — November 04, 2014**

Total Number of Voters : 10,824 of 18,935 = 57.16%

Precincts Reporting 0 of 47 = 0.00%

Initiative Measure No. 1351

Precinct	Absentee Ballots Cast	Total Ballots Cast	Registered Voters	Percent Turnout	Yes	No	Totals
312	208	208	375	55.47%	73	133	206
313	64	64	94	68.09%	21	42	63
314	67	67	124	54.03%	43	21	64
315	404	404	578	69.90%	133	256	389
316	324	324	591	54.82%	137	171	308
317	461	461	801	57.55%	180	274	454
318	106	106	178	59.55%	41	63	104
Totals	10824	10824	18935		4077	6487	10564

Canvass Report — Absentee Voters — Official
Douglas County, Washington — Official Ballot — November 04, 2014

Total Number of Voters : 10,824 of 18,935 = 57.16%

Precincts Reporting 0 of 47 = 0.00%

Initiative Measure No. 591

Precinct	Absentee Ballots Cast	Total Ballots Cast	Registered Voters	Percent Turnout	Yes	No	Totals
101	239	239	428	55.84%	169	66	235
102	459	459	734	62.53%	272	172	444
103	103	103	205	50.24%	71	32	103
104	515	515	750	68.67%	267	239	506
105	148	148	385	38.44%	83	61	144
106	196	196	441	44.44%	126	66	192
107	198	198	343	57.73%	123	72	195
108	217	217	410	52.93%	133	79	212
109	146	146	299	48.83%	93	49	142
110	288	288	452	63.72%	177	105	282
111	417	417	693	60.17%	250	157	407
112	246	246	463	53.13%	160	81	241
113	208	208	472	44.07%	114	85	199
114	198	198	352	56.25%	118	74	192
201	241	241	468	51.50%	149	86	235
202	117	117	243	48.15%	75	40	115
203	297	297	533	55.72%	181	107	288
204	352	352	605	58.18%	218	130	348
205	455	455	682	66.72%	270	167	437
206	210	210	390	53.85%	121	84	205
207	366	366	683	53.59%	236	119	355
208	178	178	383	46.48%	112	61	173
209	350	350	585	59.83%	217	123	340
210	117	117	251	46.61%	76	37	113
211	96	96	131	73.28%	59	33	92
212	230	230	384	59.90%	158	70	228
213	210	210	316	66.46%	141	59	200
214	81	81	197	41.12%	52	25	77
215	284	284	613	46.33%	170	106	276
301	464	464	811	57.21%	284	166	450
302	368	368	488	75.41%	182	178	360
303	234	234	442	52.94%	139	92	231
304	71	71	112	63.39%	47	23	70
305	168	168	292	57.53%	119	45	164
306	202	202	368	54.89%	122	74	196
307	67	67	93	72.04%	41	23	64
308	66	66	92	71.74%	45	21	66
309	95	95	142	66.90%	64	27	91
310	123	123	178	69.10%	84	34	118
311	170	170	285	59.65%	107	59	166

**Canvass Report — Absentee Voters — Official
Douglas County, Washington — Official Ballot — November 04, 2014**

Total Number of Voters : 10,824 of 18,935 = 57.16%

Precincts Reporting 0 of 47 = 0.00%

Initiative Measure No. 591

Precinct	Absentee Ballots Cast	Total Ballots Cast	Registered Voters	Percent Turnout	Yes	No	Totals
312	208	208	375	55.47%	128	76	204
313	64	64	94	68.09%	41	22	63
314	67	67	124	54.03%	26	37	63
315	404	404	578	69.90%	230	163	393
316	324	324	591	54.82%	186	124	310
317	461	461	801	57.55%	278	170	448
318	106	106	178	59.55%	67	35	102
Totals	10824	10824	18935		6581	3954	10535

Canvass Report — Absentee Voters — Official
Douglas County, Washington — Official Ballot — November 04, 2014

Total Number of Voters : 10,824 of 18,935 = 57.16%

Precincts Reporting 0 of 47 = 0.00%

Initiative Measure No. 594

Precinct	Absentee Ballots Cast	Total Ballots Cast	Registered Voters	Percent Turnout	Yes	No	Totals
101	239	239	428	55.84%	74	165	239
102	459	459	734	62.53%	186	268	454
103	103	103	205	50.24%	37	65	102
104	515	515	750	68.67%	241	267	508
105	148	148	385	38.44%	63	82	145
106	196	196	441	44.44%	67	127	194
107	198	198	343	57.73%	66	130	196
108	217	217	410	52.93%	64	151	215
109	146	146	299	48.83%	49	94	143
110	288	288	452	63.72%	101	183	284
111	417	417	693	60.17%	139	270	409
112	246	246	463	53.13%	97	149	246
113	208	208	472	44.07%	97	110	207
114	198	198	352	56.25%	70	125	195
201	241	241	468	51.50%	83	156	239
202	117	117	243	48.15%	48	68	116
203	297	297	533	55.72%	122	171	293
204	352	352	605	58.18%	115	232	347
205	455	455	682	66.72%	144	303	447
206	210	210	390	53.85%	63	143	206
207	366	366	683	53.59%	129	234	363
208	178	178	383	46.48%	66	110	176
209	350	350	585	59.83%	103	242	345
210	117	117	251	46.61%	60	57	117
211	96	96	131	73.28%	24	69	93
212	230	230	384	59.90%	63	165	228
213	210	210	316	66.46%	31	168	199
214	81	81	197	41.12%	40	39	79
215	284	284	613	46.33%	105	177	282
301	464	464	811	57.21%	151	308	459
302	368	368	488	75.41%	163	197	360
303	234	234	442	52.94%	70	158	228
304	71	71	112	63.39%	20	51	71
305	168	168	292	57.53%	39	125	164
306	202	202	368	54.89%	70	130	200
307	67	67	93	72.04%	16	51	67
308	66	66	92	71.74%	16	50	66
309	95	95	142	66.90%	24	71	95
310	123	123	178	69.10%	31	87	118
311	170	170	285	59.65%	40	129	169

**Canvass Report — Absentee Voters — Official
Douglas County, Washington — Official Ballot — November 04, 2014**

Total Number of Voters : 10,824 of 18,935 = 57.16%

Precincts Reporting 0 of 47 = 0.00%

Initiative Measure No. 594

Precinct	Absentee Ballots Cast	Total Ballots Cast	Registered Voters	Percent Turnout	Yes	No	Totals
312	208	208	375	55.47%	70	137	207
313	64	64	94	68.09%	18	45	63
314	67	67	124	54.03%	40	25	65
315	404	404	578	69.90%	160	238	398
316	324	324	591	54.82%	118	196	314
317	461	461	801	57.55%	176	276	452
318	106	106	178	59.55%	36	68	104
Totals	10824	10824	18935		3805	6862	10667

**Canvass Report — Absentee Voters — Official
Douglas County, Washington — Official Ballot — November 04, 2014**

Total Number of Voters : 10,824 of 18,935 = 57.16%

Precincts Reporting 0 of 47 = 0.00%

Advisory Vote No. 8 Senate Bill 6505

Precinct	Absentee Ballots Cast	Total Ballots Cast	Registered Voters	Percent Turnout	Repealed	Maintained	Totals
101	239	239	428	55.84%	118	110	228
102	459	459	734	62.53%	213	199	412
103	103	103	205	50.24%	47	48	95
104	515	515	750	68.67%	263	211	474
105	148	148	385	38.44%	73	61	134
106	196	196	441	44.44%	100	79	179
107	198	198	343	57.73%	111	72	183
108	217	217	410	52.93%	104	96	200
109	146	146	299	48.83%	75	61	136
110	288	288	452	63.72%	149	113	262
111	417	417	693	60.17%	190	187	377
112	246	246	463	53.13%	112	114	226
113	208	208	472	44.07%	99	98	197
114	198	198	352	56.25%	87	83	170
201	241	241	468	51.50%	135	90	225
202	117	117	243	48.15%	62	45	107
203	297	297	533	55.72%	158	111	269
204	352	352	605	58.18%	159	166	325
205	455	455	682	66.72%	242	159	401
206	210	210	390	53.85%	102	81	183
207	366	366	683	53.59%	190	147	337
208	178	178	383	46.48%	93	74	167
209	350	350	585	59.83%	199	120	319
210	117	117	251	46.61%	67	45	112
211	96	96	131	73.28%	45	44	89
212	230	230	384	59.90%	117	97	214
213	210	210	316	66.46%	113	59	172
214	81	81	197	41.12%	40	33	73
215	284	284	613	46.33%	159	112	271
301	464	464	811	57.21%	197	216	413
302	368	368	488	75.41%	144	189	333
303	234	234	442	52.94%	121	97	218
304	71	71	112	63.39%	27	36	63
305	168	168	292	57.53%	96	58	154
306	202	202	368	54.89%	88	90	178
307	67	67	93	72.04%	33	28	61
308	66	66	92	71.74%	41	23	64
309	95	95	142	66.90%	63	20	83
310	123	123	178	69.10%	68	44	112
311	170	170	285	59.65%	81	66	147

**Canvass Report — Absentee Voters — Official
Douglas County, Washington — Official Ballot — November 04, 2014**

Total Number of Voters : 10,824 of 18,935 = 57.16%

Precincts Reporting 0 of 47 = 0.00%

Advisory Vote No. 8 Senate Bill 6505

Precinct	Absentee Ballots Cast	Total Ballots Cast	Registered Voters	Percent Turnout	Repeated	Maintained	Totals
312	208	208	375	55.47%	113	84	197
313	64	64	94	68.09%	32	27	59
314	67	67	124	54.03%	22	34	56
315	404	404	578	69.90%	182	181	363
316	324	324	591	54.82%	146	135	281
317	461	461	801	57.55%	219	201	420
318	106	106	178	59.55%	57	39	96
Totals	10824	10824	18935		5352	4483	9835

Canvass Report — Absentee Voters — Official
Douglas County, Washington — Official Ballot — November 04, 2014

Total Number of Voters : 10,824 of 18,935 = 57.16%

Precincts Reporting 0 of 47 = 0.00%

Advisory Vote No. 9 Engrossed Substitute House Bill 1287

Precinct	Absentee Ballots Cast	Total Ballots Cast	Registered Voters	Percent Turnout	Repealed	Maintained	Totals
101	239	239	428	55.84%	107	112	219
102	459	459	734	62.53%	191	211	402
103	103	103	205	50.24%	41	49	90
104	515	515	750	68.67%	231	228	459
105	148	148	385	38.44%	83	51	134
106	196	196	441	44.44%	109	65	174
107	198	198	343	57.73%	94	85	179
108	217	217	410	52.93%	104	90	194
109	146	146	299	48.83%	76	62	138
110	288	288	452	63.72%	122	135	257
111	417	417	693	60.17%	194	170	364
112	246	246	463	53.13%	102	112	214
113	208	208	472	44.07%	112	84	196
114	198	198	352	56.25%	89	77	166
201	241	241	468	51.50%	136	86	222
202	117	117	243	48.15%	46	56	102
203	297	297	533	55.72%	137	124	261
204	352	352	605	58.18%	159	156	315
205	455	455	682	66.72%	258	132	390
206	210	210	390	53.85%	100	82	182
207	366	366	683	53.59%	187	141	328
208	178	178	383	46.48%	94	67	161
209	350	350	585	59.83%	208	109	317
210	117	117	251	46.61%	59	48	107
211	96	96	131	73.28%	50	37	87
212	230	230	384	59.90%	104	106	210
213	210	210	316	66.46%	120	47	167
214	81	81	197	41.12%	42	29	71
215	284	284	613	46.33%	148	118	266
301	464	464	811	57.21%	185	210	395
302	368	368	488	75.41%	122	197	319
303	234	234	442	52.94%	136	78	214
304	71	71	112	63.39%	35	27	62
305	168	168	292	57.53%	103	46	149
306	202	202	368	54.89%	86	83	169
307	67	67	93	72.04%	30	27	57
308	66	66	92	71.74%	33	27	60
309	95	95	142	66.90%	63	22	85
310	123	123	178	69.10%	67	43	110
311	170	170	285	59.65%	84	62	146

**Canvass Report — Absentee Voters — Official
Douglas County, Washington — Official Ballot — November 04, 2014**

Total Number of Voters : 10,824 of 18,935 = 57.16%

Precincts Reporting 0 of 47 = 0.00%

Advisory Vote No. 9 Engrossed Substitute House Bill 1287

Precinct	Absentee Ballots Cast	Total Ballots Cast	Registered Voters	Percent Turnout	Repeated	Maintained	Totals
312	208	208	375	55.47%	115	79	194
313	64	64	94	68.09%	34	21	55
314	67	67	124	54.03%	21	36	57
315	404	404	578	69.90%	177	172	349
316	324	324	591	54.82%	145	134	279
317	461	461	801	57.55%	222	187	409
318	106	106	178	59.55%	51	45	96
Totals	10824	10824	18935		5212	4365	9577

**Canvass Report — Absentee Voters — Official
Douglas County, Washington — Official Ballot — November 04, 2014**

Total Number of Voters : 10,824 of 18,935 = 57.16%

Precincts Reporting 0 of 47 = 0.00%

Congressional District 4 U.S. Representative

Precinct	Absentee Ballots Cast	Total Ballots Cast	Registered Voters	Percent Turnout	Clint Didier	Dan Newhouse	Totals
101	239	239	428	55.84%	132	90	222
110	288	288	452	63.72%	130	121	251
202	117	117	243	48.15%	63	41	104
204	352	352	605	58.18%	164	152	316
205	455	455	682	66.72%	246	158	404
206	210	210	390	53.85%	102	82	184
207	366	366	683	53.59%	197	142	339
209	350	350	585	59.83%	194	127	321
210	117	117	251	46.61%	47	57	104
211	96	96	131	73.28%	64	24	88
212	230	230	384	59.90%	112	100	212
213	210	210	316	66.46%	141	54	195
301	464	464	811	57.21%	238	179	417
303	234	234	442	52.94%	108	96	204
304	71	71	112	63.39%	35	30	65
305	168	168	292	57.53%	71	87	158
306	202	202	368	54.89%	100	76	176
307	67	67	93	72.04%	25	31	56
308	66	66	92	71.74%	33	28	61
309	95	95	142	66.90%	51	36	87
310	123	123	178	69.10%	68	39	107
311	170	170	285	59.65%	98	61	159
312	208	208	375	55.47%	119	71	190
313	64	64	94	68.09%	34	24	58
314	67	67	124	54.03%	23	35	58
315	404	404	578	69.90%	182	186	368
316	324	324	591	54.82%	141	143	284
317	461	461	801	57.55%	203	222	425
Totals	6218	6218	10528		3121	2492	5613

Canvass Report — Absentee Voters — Official
Douglas County, Washington — Official Ballot — November 04, 2014

Total Number of Voters : 10,824 of 18,935 = 57.16%

Precincts Reporting 0 of 47 = 0.00%

Congressional District 8 U.S. Representative

Precinct	Absentee Ballots Cast	Total Ballots Cast	Registered Voters	Percent Turnout	Dave Reichert	Jason Ritchie	Totals
102	459	459	734	62.53%	333	104	437
103	103	103	205	50.24%	60	32	92
104	515	515	750	68.67%	377	119	496
105	148	148	385	38.44%	92	49	141
106	196	196	441	44.44%	132	58	190
107	198	198	343	57.73%	134	57	191
108	217	217	410	52.93%	138	65	203
109	146	146	299	48.83%	112	29	141
111	417	417	693	60.17%	301	97	398
112	246	246	463	53.13%	154	79	233
113	208	208	472	44.07%	145	55	200
114	198	198	352	56.25%	140	47	187
201	241	241	468	51.50%	168	66	234
203	297	297	533	55.72%	216	71	287
208	178	178	383	46.48%	117	55	172
214	81	81	197	41.12%	52	28	80
215	284	284	613	46.33%	216	61	277
302	368	368	488	75.41%	276	82	358
318	106	106	178	59.55%	73	26	99
Totals	4606	4606	8407		3236	1180	4416

Canvass Report — Absentee Voters — Official
Douglas County, Washington — Official Ballot — November 04, 2014

Total Number of Voters : 10,824 of 18,935 = 57.16%

Precincts Reporting 0 of 47 = 0.00%

Legislative District 12 State Representative Pos. 1

Precinct	Absentee Ballots Cast	Total Ballots Cast	Registered Voters	Percent Turnout	Cary Condotta	Totals
101	239	239	428	55.84%	181	181
102	459	459	734	62.53%	312	312
103	103	103	205	50.24%	73	73
104	515	515	750	68.67%	399	399
105	148	148	385	38.44%	108	108
106	196	196	441	44.44%	142	142
107	198	198	343	57.73%	142	142
108	217	217	410	52.93%	155	155
109	146	146	299	48.83%	114	114
110	288	288	452	63.72%	219	219
111	417	417	693	60.17%	294	294
112	246	246	463	53.13%	159	159
113	208	208	472	44.07%	166	166
114	198	198	352	56.25%	133	133
201	241	241	468	51.50%	182	182
202	117	117	243	48.15%	74	74
203	297	297	533	55.72%	229	229
204	352	352	605	58.18%	253	253
205	455	455	682	66.72%	329	329
206	210	210	390	53.85%	144	144
207	366	366	683	53.59%	278	278
208	178	178	383	46.48%	133	133
209	350	350	585	59.83%	256	256
210	117	117	251	46.61%	91	91
211	96	96	131	73.28%	68	68
212	230	230	384	59.90%	173	173
213	210	210	316	66.46%	153	153
214	81	81	197	41.12%	61	61
215	284	284	613	46.33%	217	217
301	464	464	811	57.21%	334	334
302	368	368	488	75.41%	285	285
303	234	234	442	52.94%	162	162
304	71	71	112	63.39%	51	51
305	168	168	292	57.53%	139	139
306	202	202	368	54.89%	145	145
307	67	67	93	72.04%	46	46
308	66	66	92	71.74%	40	40
309	95	95	142	66.90%	74	74
310	123	123	178	69.10%	103	103
311	170	170	285	59.65%	127	127

**Canvass Report — Absentee Voters — Official
Douglas County, Washington — Official Ballot — November 04, 2014**

Total Number of Voters : 10,824 of 18,935 = 57.16%

Precincts Reporting 0 of 47 = 0.00%

Legislative District 12 State Representative Pos. 1

Precinct	Absentee Ballots Cast	Total Ballots Cast	Registered Voters	Percent Turnout	Cary Condotta	Totals
312	208	208	375	55.47%	161	161
313	64	64	94	68.09%	53	53
314	67	67	124	54.03%	44	44
315	404	404	578	69.90%	275	275
316	324	324	591	54.82%	230	230
317	461	461	801	57.55%	364	364
318	106	106	178	59.55%	84	84
Totals	10824	10824	18935		7955	7955

Canvass Report — Absentee Voters — Official
Douglas County, Washington — Official Ballot — November 04, 2014

Total Number of Voters : 10,824 of 18,935 = 57.16%

Precincts Reporting 0 of 47 = 0.00%

Legislative District 12 State Representative Pos. 2

Precinct	Absentee Ballots Cast	Total Ballots Cast	Registered Voters	Percent Turnout	Brad Hawkins	Totals
101	239	239	428	55.84%	175	175
102	459	459	734	62.53%	323	323
103	103	103	205	50.24%	75	75
104	515	515	750	68.67%	406	406
105	148	148	385	38.44%	111	111
106	196	196	441	44.44%	151	151
107	198	198	343	57.73%	148	148
108	217	217	410	52.93%	156	156
109	146	146	299	48.83%	117	117
110	288	288	452	63.72%	224	224
111	417	417	693	60.17%	309	309
112	246	246	463	53.13%	166	166
113	208	208	472	44.07%	170	170
114	198	198	352	56.25%	148	148
201	241	241	468	51.50%	189	189
202	117	117	243	48.15%	76	76
203	297	297	533	55.72%	230	230
204	352	352	605	58.18%	267	267
205	455	455	682	66.72%	340	340
206	210	210	390	53.85%	148	148
207	366	366	683	53.59%	289	289
208	178	178	383	46.48%	138	138
209	350	350	585	59.83%	266	266
210	117	117	251	46.61%	86	86
211	96	96	131	73.28%	72	72
212	230	230	384	59.90%	181	181
213	210	210	316	66.46%	152	152
214	81	81	197	41.12%	62	62
215	284	284	613	46.33%	222	222
301	464	464	811	57.21%	352	352
302	368	368	488	75.41%	284	284
303	234	234	442	52.94%	170	170
304	71	71	112	63.39%	52	52
305	168	168	292	57.53%	136	136
306	202	202	368	54.89%	149	149
307	67	67	93	72.04%	41	41
308	66	66	92	71.74%	43	43
309	95	95	142	66.90%	72	72
310	123	123	178	69.10%	99	99
311	170	170	285	59.65%	126	126

**Canvass Report — Absentee Voters — Official
Douglas County, Washington — Official Ballot — November 04, 2014**

Total Number of Voters : 10,824 of 18,935 = 57.16%

Precincts Reporting 0 of 47 = 0.00%

Legislative District 12 State Representative Pos. 2

Precinct	Absentee Ballots Cast	Total Ballots Cast	Registered Voters	Percent Turnout	Brad Hawkins	Totals
312	208	208	375	55.47%	163	163
313	64	64	94	68.09%	50	50
314	67	67	124	54.03%	43	43
315	404	404	578	69.90%	291	291
316	324	324	591	54.82%	240	240
317	461	461	801	57.55%	363	363
318	106	106	178	59.55%	82	82
Totals	10824	10824	18935		8153	8153

Canvass Report — Absentee Voters — Official
Douglas County, Washington — Official Ballot — November 04, 2014

Total Number of Voters : 10,824 of 18,935 = 57.16%

Precincts Reporting 0 of 47 = 0.00%

County Header

Precinct	Absentee Ballots Cast	Total Ballots Cast	Registered Voters	Percent Turnout	No Candidate for Race	Totals
101	0	0	428	00.00%	0	0
102	0	0	734	00.00%	0	0
103	0	0	205	00.00%	0	0
104	0	0	750	00.00%	0	0
105	0	0	385	00.00%	0	0
106	0	0	441	00.00%	0	0
107	0	0	343	00.00%	0	0
108	0	0	410	00.00%	0	0
109	0	0	299	00.00%	0	0
110	0	0	452	00.00%	0	0
111	0	0	693	00.00%	0	0
112	0	0	463	00.00%	0	0
113	0	0	472	00.00%	0	0
114	0	0	352	00.00%	0	0
201	0	0	468	00.00%	0	0
202	0	0	243	00.00%	0	0
203	0	0	533	00.00%	0	0
204	0	0	605	00.00%	0	0
205	0	0	682	00.00%	0	0
206	0	0	390	00.00%	0	0
207	0	0	683	00.00%	0	0
208	0	0	383	00.00%	0	0
209	0	0	585	00.00%	0	0
210	0	0	251	00.00%	0	0
211	0	0	131	00.00%	0	0
212	0	0	384	00.00%	0	0
213	0	0	316	00.00%	0	0
214	0	0	197	00.00%	0	0
215	0	0	613	00.00%	0	0
301	0	0	811	00.00%	0	0
302	0	0	488	00.00%	0	0
303	0	0	442	00.00%	0	0
304	0	0	112	00.00%	0	0
305	0	0	292	00.00%	0	0
306	0	0	368	00.00%	0	0
307	0	0	93	00.00%	0	0
308	0	0	92	00.00%	0	0
309	0	0	142	00.00%	0	0
310	0	0	178	00.00%	0	0
311	0	0	285	00.00%	0	0

**Canvass Report — Absentee Voters — Official
Douglas County, Washington — Official Ballot — November 04, 2014**

Total Number of Voters : 10,824 of 18,935 = 57.16%

Precincts Reporting 0 of 47 = 0.00%

County Header

Precinct	Absentee Ballots Cast	Total Ballots Cast	Registered Voters	Percent Turnout	No Candidate for Race	Totals
312	0	0	375	00.00%	0	0
313	0	0	94	00.00%	0	0
314	0	0	124	00.00%	0	0
315	0	0	578	00.00%	0	0
316	0	0	591	00.00%	0	0
317	0	0	801	00.00%	0	0
318	0	0	178	00.00%	0	0
Totals	0	0	18935		0	0

Canvass Report — Absentee Voters — Official
Douglas County, Washington — Official Ballot — November 04, 2014

Total Number of Voters : 10,824 of 18,935 = 57.16%

Precincts Reporting 0 of 47 = 0.00%

Douglas County Assessor

Precinct	Absentee Ballots Cast	Total Ballots Cast	Registered Voters	Percent Turnout	Jim Ruud	Totals
101	239	239	428	55.84%	178	178
102	459	459	734	62.53%	325	325
103	103	103	205	50.24%	72	72
104	515	515	750	68.67%	407	407
105	148	148	385	38.44%	110	110
106	196	196	441	44.44%	148	148
107	198	198	343	57.73%	147	147
108	217	217	410	52.93%	159	159
109	146	146	299	48.83%	121	121
110	288	288	452	63.72%	215	215
111	417	417	693	60.17%	295	295
112	246	246	463	53.13%	165	165
113	208	208	472	44.07%	163	163
114	198	198	352	56.25%	147	147
201	241	241	468	51.50%	188	188
202	117	117	243	48.15%	80	80
203	297	297	533	55.72%	228	228
204	352	352	605	58.18%	256	256
205	455	455	682	66.72%	356	356
206	210	210	390	53.85%	144	144
207	366	366	683	53.59%	293	293
208	178	178	383	46.48%	138	138
209	350	350	585	59.83%	261	261
210	117	117	251	46.61%	86	86
211	96	96	131	73.28%	73	73
212	230	230	384	59.90%	171	171
213	210	210	316	66.46%	158	158
214	81	81	197	41.12%	62	62
215	284	284	613	46.33%	218	218
301	464	464	811	57.21%	329	329
302	368	368	488	75.41%	282	282
303	234	234	442	52.94%	168	168
304	71	71	112	63.39%	50	50
305	168	168	292	57.53%	134	134
306	202	202	368	54.89%	139	139
307	67	67	93	72.04%	41	41
308	66	66	92	71.74%	49	49
309	95	95	142	66.90%	73	73
310	123	123	178	69.10%	98	98
311	170	170	285	59.65%	125	125

**Canvass Report — Absentee Voters — Official
Douglas County, Washington — Official Ballot — November 04, 2014**

Total Number of Voters : 10,824 of 18,935 = 57.16%

Precincts Reporting 0 of 47 = 0.00%

Douglas County Assessor

Precinct	Absentee Ballots Cast	Total Ballots Cast	Registered Voters	Percent Turnout	Jim Ruud	Totals
312	208	208	375	55.47%	156	156
313	64	64	94	68.09%	54	54
314	67	67	124	54.03%	42	42
315	404	404	578	69.90%	280	280
316	324	324	591	54.82%	233	233
317	461	461	801	57.55%	367	367
318	106	106	178	59.55%	84	84
Totals	10824	10824	18935		8068	8068

Canvass Report — Absentee Voters — Official
Douglas County, Washington — Official Ballot — November 04, 2014

Total Number of Voters : 10,824 of 18,935 = 57.16%

Precincts Reporting 0 of 47 = 0.00%

Douglas County Auditor

Precinct	Absentee Ballots Cast	Total Ballots Cast	Registered Voters	Percent Turnout	Thad Duvall	Greg Wright	Totals
101	239	239	428	55.84%	116	108	224
102	459	459	734	62.53%	241	184	425
103	103	103	205	50.24%	53	43	96
104	515	515	750	68.67%	286	204	490
105	148	148	385	38.44%	62	78	140
106	196	196	441	44.44%	92	94	186
107	198	198	343	57.73%	114	74	188
108	217	217	410	52.93%	124	84	208
109	146	146	299	48.83%	53	86	139
110	288	288	452	63.72%	135	129	264
111	417	417	693	60.17%	202	189	391
112	246	246	463	53.13%	122	98	220
113	208	208	472	44.07%	114	78	192
114	198	198	352	56.25%	116	67	183
201	241	241	468	51.50%	125	107	232
202	117	117	243	48.15%	67	46	113
203	297	297	533	55.72%	138	143	281
204	352	352	605	58.18%	156	167	323
205	455	455	682	66.72%	286	142	428
206	210	210	390	53.85%	123	75	198
207	366	366	683	53.59%	177	174	351
208	178	178	383	46.48%	89	79	168
209	350	350	585	59.83%	171	158	329
210	117	117	251	46.61%	66	45	111
211	96	96	131	73.28%	59	33	92
212	230	230	384	59.90%	114	101	215
213	210	210	316	66.46%	114	88	202
214	81	81	197	41.12%	35	42	77
215	284	284	613	46.33%	136	133	269
301	464	464	811	57.21%	190	231	421
302	368	368	488	75.41%	184	165	349
303	234	234	442	52.94%	135	76	211
304	71	71	112	63.39%	35	28	63
305	168	168	292	57.53%	75	84	159
306	202	202	368	54.89%	76	106	182
307	67	67	93	72.04%	33	30	63
308	66	66	92	71.74%	39	24	63
309	95	95	142	66.90%	48	43	91
310	123	123	178	69.10%	64	50	114
311	170	170	285	59.65%	88	76	164

**Canvass Report — Absentee Voters — Official
Douglas County, Washington — Official Ballot — November 04, 2014**

Total Number of Voters : 10,824 of 18,935 = 57.16%

Precincts Reporting 0 of 47 = 0.00%

Douglas County Auditor

Precinct	Absentee Ballots Cast	Total Ballots Cast	Registered Voters	Percent Turnout	Thad Duvall	Greg Wright	Totals
312	208	208	375	55.47%	89	108	197
313	64	64	94	68.09%	32	28	60
314	67	67	124	54.03%	48	14	62
315	404	404	578	69.90%	190	189	379
316	324	324	591	54.82%	153	149	302
317	461	461	801	57.55%	237	202	439
318	106	106	178	59.55%	58	43	101
Totals	10824	10824	18935		5460	4695	10155

Canvass Report — Absentee Voters — Official
Douglas County, Washington — Official Ballot — November 04, 2014

Total Number of Voters : 10,824 of 18,935 = 57.16%

Precincts Reporting 0 of 47 = 0.00%

Douglas County Clerk

Precinct	Absentee Ballots Cast	Total Ballots Cast	Registered Voters	Percent Turnout	Tristen Worthen	Laurie Miller	Totals
101	239	239	428	55.84%	139	71	210
102	459	459	734	62.53%	221	149	370
103	103	103	205	50.24%	49	31	80
104	515	515	750	68.67%	310	143	453
105	148	148	385	38.44%	59	68	127
106	196	196	441	44.44%	72	88	160
107	198	198	343	57.73%	93	65	158
108	217	217	410	52.93%	71	101	172
109	146	146	299	48.83%	70	53	123
110	288	288	452	63.72%	136	103	239
111	417	417	693	60.17%	173	168	341
112	246	246	463	53.13%	92	103	195
113	208	208	472	44.07%	91	83	174
114	198	198	352	56.25%	95	66	161
201	241	241	468	51.50%	109	88	197
202	117	117	243	48.15%	53	47	100
203	297	297	533	55.72%	112	144	256
204	352	352	605	58.18%	135	150	285
205	455	455	682	66.72%	291	144	435
206	210	210	390	53.85%	67	95	162
207	366	366	683	53.59%	168	145	313
208	178	178	383	46.48%	89	65	154
209	350	350	585	59.83%	164	125	289
210	117	117	251	46.61%	55	47	102
211	96	96	131	73.28%	65	23	88
212	230	230	384	59.90%	97	93	190
213	210	210	316	66.46%	149	55	204
214	81	81	197	41.12%	37	35	72
215	284	284	613	46.33%	136	113	249
301	464	464	811	57.21%	198	170	368
302	368	368	488	75.41%	194	118	312
303	234	234	442	52.94%	126	72	198
304	71	71	112	63.39%	36	20	56
305	168	168	292	57.53%	89	51	140
306	202	202	368	54.89%	68	77	145
307	67	67	93	72.04%	25	22	47
308	66	66	92	71.74%	44	9	53
309	95	95	142	66.90%	52	29	81
310	123	123	178	69.10%	64	46	110
311	170	170	285	59.65%	94	52	146

**Canvass Report — Absentee Voters — Official
Douglas County, Washington — Official Ballot — November 04, 2014**

Total Number of Voters : 10,824 of 18,935 = 57.16%

Precincts Reporting 0 of 47 = 0.00%

Douglas County Clerk

Precinct	Absentee Ballots Cast	Total Ballots Cast	Registered Voters	Percent Turnout	Tristen Worthen	Laurie Miller	Totals
312	208	208	375	55.47%	94	79	173
313	64	64	94	68.09%	44	11	55
314	67	67	124	54.03%	26	17	43
315	404	404	578	69.90%	205	133	338
316	324	324	591	54.82%	130	142	272
317	461	461	801	57.55%	195	195	390
318	106	106	178	59.55%	51	37	88
Totals	10824	10824	18935		5133	3941	9074

Canvass Report — Absentee Voters — Official
Douglas County, Washington — Official Ballot — November 04, 2014

Total Number of Voters : 10,824 of 18,935 = 57.16%

Precincts Reporting 0 of 47 = 0.00%

Douglas County Commissioner 3

Precinct	Absentee Ballots Cast	Total Ballots Cast	Registered Voters	Percent Turnout	Steve Jenkins	Totals
101	239	239	428	55.84%	161	161
102	459	459	734	62.53%	311	311
103	103	103	205	50.24%	68	68
104	515	515	750	68.67%	382	382
105	148	148	385	38.44%	107	107
106	196	196	441	44.44%	144	144
107	198	198	343	57.73%	129	129
108	217	217	410	52.93%	153	153
109	146	146	299	48.83%	115	115
110	288	288	452	63.72%	208	208
111	417	417	693	60.17%	273	273
112	246	246	463	53.13%	165	165
113	208	208	472	44.07%	160	160
114	198	198	352	56.25%	141	141
201	241	241	468	51.50%	189	189
202	117	117	243	48.15%	76	76
203	297	297	533	55.72%	219	219
204	352	352	605	58.18%	239	239
205	455	455	682	66.72%	325	325
206	210	210	390	53.85%	132	132
207	366	366	683	53.59%	281	281
208	178	178	383	46.48%	131	131
209	350	350	585	59.83%	240	240
210	117	117	251	46.61%	89	89
211	96	96	131	73.28%	69	69
212	230	230	384	59.90%	160	160
213	210	210	316	66.46%	140	140
214	81	81	197	41.12%	61	61
215	284	284	613	46.33%	214	214
301	464	464	811	57.21%	316	316
302	368	368	488	75.41%	263	263
303	234	234	442	52.94%	193	193
304	71	71	112	63.39%	57	57
305	168	168	292	57.53%	134	134
306	202	202	368	54.89%	134	134
307	67	67	93	72.04%	40	40
308	66	66	92	71.74%	39	39
309	95	95	142	66.90%	77	77
310	123	123	178	69.10%	93	93
311	170	170	285	59.65%	113	113

**Canvass Report — Absentee Voters — Official
Douglas County, Washington — Official Ballot — November 04, 2014**

Total Number of Voters : 10,824 of 18,935 = 57.16%

Precincts Reporting 0 of 47 = 0.00%

Douglas County Commissioner 3

Precinct	Absentee Ballots Cast	Total Ballots Cast	Registered Voters	Percent Turnout	Steve Jenkins	Totals
312	208	208	375	55.47%	147	147
313	64	64	94	68.09%	53	53
314	67	67	124	54.03%	38	38
315	404	404	578	69.90%	266	266
316	324	324	591	54.82%	232	232
317	461	461	801	57.55%	348	348
318	106	106	178	59.55%	77	77
Totals	10824	10824	18935		7702	7702

Canvass Report — Absentee Voters — Official
Douglas County, Washington — Official Ballot — November 04, 2014

Total Number of Voters : 10,824 of 18,935 = 57.16%

Precincts Reporting 0 of 47 = 0.00%

Douglas County Prosecuting Attorney

Precinct	Absentee Ballots Cast	Total Ballots Cast	Registered Voters	Percent Turnout	Steve Clem	Totals
101	239	239	428	55.84%	165	165
102	459	459	734	62.53%	320	320
103	103	103	205	50.24%	67	67
104	515	515	750	68.67%	380	380
105	148	148	385	38.44%	102	102
106	196	196	441	44.44%	138	138
107	198	198	343	57.73%	132	132
108	217	217	410	52.93%	151	151
109	146	146	299	48.83%	112	112
110	288	288	452	63.72%	208	208
111	417	417	693	60.17%	274	274
112	246	246	463	53.13%	159	159
113	208	208	472	44.07%	165	165
114	198	198	352	56.25%	148	148
201	241	241	468	51.50%	171	171
202	117	117	243	48.15%	72	72
203	297	297	533	55.72%	224	224
204	352	352	605	58.18%	229	229
205	455	455	682	66.72%	338	338
206	210	210	390	53.85%	129	129
207	366	366	683	53.59%	269	269
208	178	178	383	46.48%	130	130
209	350	350	585	59.83%	237	237
210	117	117	251	46.61%	82	82
211	96	96	131	73.28%	63	63
212	230	230	384	59.90%	160	160
213	210	210	316	66.46%	137	137
214	81	81	197	41.12%	60	60
215	284	284	613	46.33%	203	203
301	464	464	811	57.21%	309	309
302	368	368	488	75.41%	272	272
303	234	234	442	52.94%	163	163
304	71	71	112	63.39%	48	48
305	168	168	292	57.53%	115	115
306	202	202	368	54.89%	129	129
307	67	67	93	72.04%	43	43
308	66	66	92	71.74%	41	41
309	95	95	142	66.90%	67	67
310	123	123	178	69.10%	92	92
311	170	170	285	59.65%	106	106

**Canvass Report — Absentee Voters — Official
Douglas County, Washington — Official Ballot — November 04, 2014**

Total Number of Voters : 10,824 of 18,935 = 57.16%

Precincts Reporting 0 of 47 = 0.00%

Douglas County Prosecuting Attorney

Precinct	Absentee Ballots Cast	Total Ballots Cast	Registered Voters	Percent Turnout	Steve Clem	Totals
312	208	208	375	55.47%	135	135
313	64	64	94	68.09%	49	49
314	67	67	124	54.03%	40	40
315	404	404	578	69.90%	267	267
316	324	324	591	54.82%	229	229
317	461	461	801	57.55%	352	352
318	106	106	178	59.55%	74	74
Totals	10824	10824	18935		7556	7556

Canvass Report — Absentee Voters — Official
Douglas County, Washington — Official Ballot — November 04, 2014

Total Number of Voters : 10,824 of 18,935 = 57.16%

Precincts Reporting 0 of 47 = 0.00%

Douglas County Sheriff

Precinct	Absentee Ballots Cast	Total Ballots Cast	Registered Voters	Percent Turnout	Harvey Gjesdal	Totals
101	239	239	428	55.84%	179	179
102	459	459	734	62.53%	329	329
103	103	103	205	50.24%	70	70
104	515	515	750	68.67%	391	391
105	148	148	385	38.44%	112	112
106	196	196	441	44.44%	145	145
107	198	198	343	57.73%	136	136
108	217	217	410	52.93%	159	159
109	146	146	299	48.83%	116	116
110	288	288	452	63.72%	225	225
111	417	417	693	60.17%	294	294
112	246	246	463	53.13%	178	178
113	208	208	472	44.07%	172	172
114	198	198	352	56.25%	143	143
201	241	241	468	51.50%	189	189
202	117	117	243	48.15%	78	78
203	297	297	533	55.72%	230	230
204	352	352	605	58.18%	253	253
205	455	455	682	66.72%	347	347
206	210	210	390	53.85%	140	140
207	366	366	683	53.59%	297	297
208	178	178	383	46.48%	131	131
209	350	350	585	59.83%	266	266
210	117	117	251	46.61%	90	90
211	96	96	131	73.28%	68	68
212	230	230	384	59.90%	169	169
213	210	210	316	66.46%	147	147
214	81	81	197	41.12%	61	61
215	284	284	613	46.33%	225	225
301	464	464	811	57.21%	346	346
302	368	368	488	75.41%	292	292
303	234	234	442	52.94%	185	185
304	71	71	112	63.39%	52	52
305	168	168	292	57.53%	130	130
306	202	202	368	54.89%	142	142
307	67	67	93	72.04%	39	39
308	66	66	92	71.74%	43	43
309	95	95	142	66.90%	69	69
310	123	123	178	69.10%	100	100
311	170	170	285	59.65%	117	117

**Canvass Report — Absentee Voters — Official
Douglas County, Washington — Official Ballot — November 04, 2014**

Total Number of Voters : 10,824 of 18,935 = 57.16%

Precincts Reporting 0 of 47 = 0.00%

Douglas County Sheriff

Precinct	Absentee Ballots Cast	Total Ballots Cast	Registered Voters	Percent Turnout	Harvey Gjesdal	Totals
312	208	208	375	55.47%	156	156
313	64	64	94	68.09%	53	53
314	67	67	124	54.03%	38	38
315	404	404	578	69.90%	288	288
316	324	324	591	54.82%	249	249
317	461	461	801	57.55%	365	365
318	106	106	178	59.55%	80	80
Totals	10824	10824	18935		8084	8084

Canvass Report — Absentee Voters — Official
Douglas County, Washington — Official Ballot — November 04, 2014

Total Number of Voters : 10,824 of 18,935 = 57.16%

Precincts Reporting 0 of 47 = 0.00%

Douglas County Treasurer

Precinct	Absentee Ballots Cast	Total Ballots Cast	Registered Voters	Percent Turnout	Nona Haberman	Totals
101	239	239	428	55.84%	174	174
102	459	459	734	62.53%	328	328
103	103	103	205	50.24%	70	70
104	515	515	750	68.67%	385	385
105	148	148	385	38.44%	115	115
106	196	196	441	44.44%	141	141
107	198	198	343	57.73%	143	143
108	217	217	410	52.93%	152	152
109	146	146	299	48.83%	115	115
110	288	288	452	63.72%	217	217
111	417	417	693	60.17%	281	281
112	246	246	463	53.13%	169	169
113	208	208	472	44.07%	163	163
114	198	198	352	56.25%	140	140
201	241	241	468	51.50%	187	187
202	117	117	243	48.15%	76	76
203	297	297	533	55.72%	229	229
204	352	352	605	58.18%	243	243
205	455	455	682	66.72%	356	356
206	210	210	390	53.85%	137	137
207	366	366	683	53.59%	286	286
208	178	178	383	46.48%	132	132
209	350	350	585	59.83%	254	254
210	117	117	251	46.61%	82	82
211	96	96	131	73.28%	73	73
212	230	230	384	59.90%	169	169
213	210	210	316	66.46%	163	163
214	81	81	197	41.12%	62	62
215	284	284	613	46.33%	220	220
301	464	464	811	57.21%	321	321
302	368	368	488	75.41%	278	278
303	234	234	442	52.94%	178	178
304	71	71	112	63.39%	48	48
305	168	168	292	57.53%	131	131
306	202	202	368	54.89%	132	132
307	67	67	93	72.04%	42	42
308	66	66	92	71.74%	41	41
309	95	95	142	66.90%	73	73
310	123	123	178	69.10%	97	97
311	170	170	285	59.65%	112	112

**Canvass Report — Absentee Voters — Official
Douglas County, Washington — Official Ballot — November 04, 2014**

Total Number of Voters : 10,824 of 18,935 = 57.16%

Precincts Reporting 0 of 47 = 0.00%

Douglas County Treasurer

Precinct	Absentee Ballots Cast	Total Ballots Cast	Registered Voters	Percent Turnout	Nona Haberman	Totals
312	208	208	375	55.47%	154	154
313	64	64	94	68.09%	53	53
314	67	67	124	54.03%	40	40
315	404	404	578	69.90%	274	274
316	324	324	591	54.82%	241	241
317	461	461	801	57.55%	356	356
318	106	106	178	59.55%	78	78
Totals	10824	10824	18935		7911	7911

Canvass Report — Absentee Voters — Official
Douglas County, Washington — Official Ballot — November 04, 2014

Total Number of Voters : 10,824 of 18,935 = 57.16%

Precincts Reporting 0 of 47 = 0.00%

Supreme Court Justice Position 1 2 Year Unexpired Term

Precinct	Absentee Ballots Cast	Total Ballots Cast	Registered Voters	Percent Turnout	Mary Yu	Totals
101	239	239	428	55.84%	149	149
102	459	459	734	62.53%	282	282
103	103	103	205	50.24%	68	68
104	515	515	750	68.67%	333	333
105	148	148	385	38.44%	99	99
106	196	196	441	44.44%	126	126
107	198	198	343	57.73%	119	119
108	217	217	410	52.93%	135	135
109	146	146	299	48.83%	103	103
110	288	288	452	63.72%	195	195
111	417	417	693	60.17%	236	236
112	246	246	463	53.13%	159	159
113	208	208	472	44.07%	154	154
114	198	198	352	56.25%	115	115
201	241	241	468	51.50%	161	161
202	117	117	243	48.15%	66	66
203	297	297	533	55.72%	200	200
204	352	352	605	58.18%	219	219
205	455	455	682	66.72%	277	277
206	210	210	390	53.85%	121	121
207	366	366	683	53.59%	248	248
208	178	178	383	46.48%	121	121
209	350	350	585	59.83%	224	224
210	117	117	251	46.61%	82	82
211	96	96	131	73.28%	57	57
212	230	230	384	59.90%	139	139
213	210	210	316	66.46%	116	116
214	81	81	197	41.12%	51	51
215	284	284	613	46.33%	192	192
301	464	464	811	57.21%	297	297
302	368	368	488	75.41%	238	238
303	234	234	442	52.94%	149	149
304	71	71	112	63.39%	36	36
305	168	168	292	57.53%	119	119
306	202	202	368	54.89%	119	119
307	67	67	93	72.04%	35	35
308	66	66	92	71.74%	30	30
309	95	95	142	66.90%	57	57
310	123	123	178	69.10%	88	88
311	170	170	285	59.65%	90	90

**Canvass Report — Absentee Voters — Official
Douglas County, Washington — Official Ballot — November 04, 2014**

Total Number of Voters : 10,824 of 18,935 = 57.16%

Precincts Reporting 0 of 47 = 0.00%

Supreme Court Justice Position 1 2 Year Unexpired Term

Precinct	Absentee Ballots Cast	Total Ballots Cast	Registered Voters	Percent Turnout	Mary Yu	Totals
312	208	208	375	55.47%	130	130
313	64	64	94	68.09%	36	36
314	67	67	124	54.03%	39	39
315	404	404	578	69.90%	227	227
316	324	324	591	54.82%	208	208
317	461	461	801	57.55%	308	308
318	106	106	178	59.55%	63	63
Totals	10824	10824	18935		6816	6816

Canvass Report — Absentee Voters — Official
Douglas County, Washington — Official Ballot — November 04, 2014

Total Number of Voters : 10,824 of 18,935 = 57.16%

Precincts Reporting 0 of 47 = 0.00%

Supreme Court Justice Position 3

Precinct	Absentee Ballots Cast	Total Ballots Cast	Registered Voters	Percent Turnout	Mary E. Fairhurst	Totals
101	239	239	428	55.84%	150	150
102	459	459	734	62.53%	278	278
103	103	103	205	50.24%	63	63
104	515	515	750	68.67%	335	335
105	148	148	385	38.44%	98	98
106	196	196	441	44.44%	126	126
107	198	198	343	57.73%	119	119
108	217	217	410	52.93%	134	134
109	146	146	299	48.83%	101	101
110	288	288	452	63.72%	198	198
111	417	417	693	60.17%	238	238
112	246	246	463	53.13%	158	158
113	208	208	472	44.07%	154	154
114	198	198	352	56.25%	116	116
201	241	241	468	51.50%	163	163
202	117	117	243	48.15%	66	66
203	297	297	533	55.72%	202	202
204	352	352	605	58.18%	223	223
205	455	455	682	66.72%	276	276
206	210	210	390	53.85%	122	122
207	366	366	683	53.59%	252	252
208	178	178	383	46.48%	125	125
209	350	350	585	59.83%	223	223
210	117	117	251	46.61%	82	82
211	96	96	131	73.28%	56	56
212	230	230	384	59.90%	139	139
213	210	210	316	66.46%	115	115
214	81	81	197	41.12%	53	53
215	284	284	613	46.33%	194	194
301	464	464	811	57.21%	295	295
302	368	368	488	75.41%	240	240
303	234	234	442	52.94%	146	146
304	71	71	112	63.39%	35	35
305	168	168	292	57.53%	116	116
306	202	202	368	54.89%	121	121
307	67	67	93	72.04%	35	35
308	66	66	92	71.74%	30	30
309	95	95	142	66.90%	57	57
310	123	123	178	69.10%	86	86
311	170	170	285	59.65%	87	87

**Canvass Report — Absentee Voters — Official
Douglas County, Washington — Official Ballot — November 04, 2014**

Total Number of Voters : 10,824 of 18,935 = 57.16%

Precincts Reporting 0 of 47 = 0.00%

Supreme Court Justice Position 3

Precinct	Absentee Ballots Cast	Total Ballots Cast	Registered Voters	Percent Turnout	Mary E. Fairhurst	Totals
312	208	208	375	55.47%	127	127
313	64	64	94	68.09%	37	37
314	67	67	124	54.03%	38	38
315	404	404	578	69.90%	234	234
316	324	324	591	54.82%	211	211
317	461	461	801	57.55%	313	313
318	106	106	178	59.55%	62	62
Totals	10824	10824	18935		6829	6829

Canvass Report — Absentee Voters — Official
Douglas County, Washington — Official Ballot — November 04, 2014

Total Number of Voters : 10,824 of 18,935 = 57.16%

Precincts Reporting 0 of 47 = 0.00%

Supreme Court Justice Position 4

Precinct	Absentee Ballots Cast	Total Ballots Cast	Registered Voters	Percent Turnout	Eddie Yoon	Charles W. Johnson	Totals
101	239	239	428	55.84%	44	141	185
102	459	459	734	62.53%	82	262	344
103	103	103	205	50.24%	21	55	76
104	515	515	750	68.67%	93	324	417
105	148	148	385	38.44%	30	80	110
106	196	196	441	44.44%	24	126	150
107	198	198	343	57.73%	32	120	152
108	217	217	410	52.93%	31	129	160
109	146	146	299	48.83%	27	95	122
110	288	288	452	63.72%	47	188	235
111	417	417	693	60.17%	68	239	307
112	246	246	463	53.13%	55	133	188
113	208	208	472	44.07%	46	127	173
114	198	198	352	56.25%	26	124	150
201	241	241	468	51.50%	47	148	195
202	117	117	243	48.15%	22	73	95
203	297	297	533	55.72%	55	176	231
204	352	352	605	58.18%	66	198	264
205	455	455	682	66.72%	82	244	326
206	210	210	390	53.85%	40	118	158
207	366	366	683	53.59%	68	210	278
208	178	178	383	46.48%	31	111	142
209	350	350	585	59.83%	62	209	271
210	117	117	251	46.61%	28	72	100
211	96	96	131	73.28%	24	46	70
212	230	230	384	59.90%	29	143	172
213	210	210	316	66.46%	23	118	141
214	81	81	197	41.12%	17	41	58
215	284	284	613	46.33%	48	186	234
301	464	464	811	57.21%	95	235	330
302	368	368	488	75.41%	48	234	282
303	234	234	442	52.94%	44	136	180
304	71	71	112	63.39%	17	30	47
305	168	168	292	57.53%	29	106	135
306	202	202	368	54.89%	43	104	147
307	67	67	93	72.04%	14	30	44
308	66	66	92	71.74%	10	32	42
309	95	95	142	66.90%	17	52	69
310	123	123	178	69.10%	21	71	92
311	170	170	285	59.65%	33	89	122

**Canvass Report — Absentee Voters — Official
Douglas County, Washington — Official Ballot — November 04, 2014**

Total Number of Voters : 10,824 of 18,935 = 57.16%

Precincts Reporting 0 of 47 = 0.00%

Supreme Court Justice Position 4

Precinct	Absentee Ballots Cast	Total Ballots Cast	Registered Voters	Percent Turnout	Eddie Yoon	Charles W. Johnson	Totals
312	208	208	375	55.47%	44	117	161
313	64	64	94	68.09%	11	33	44
314	67	67	124	54.03%	13	35	48
315	404	404	578	69.90%	65	248	313
316	324	324	591	54.82%	38	199	237
317	461	461	801	57.55%	79	284	363
318	106	106	178	59.55%	14	64	78
Totals	10824	10824	18935		1903	6335	8238

Canvass Report — Absentee Voters — Official
Douglas County, Washington — Official Ballot — November 04, 2014

Total Number of Voters : 10,824 of 18,935 = 57.16%

Precincts Reporting 0 of 47 = 0.00%

Supreme Court Justice Position 7

Precinct	Absentee Ballots Cast	Total Ballots Cast	Registered Voters	Percent Turnout	Debra L. Stephens	John (Zamboni) Scannell	Totals
101	239	239	428	55.84%	142	43	185
102	459	459	734	62.53%	270	76	346
103	103	103	205	50.24%	56	19	75
104	515	515	750	68.67%	339	81	420
105	148	148	385	38.44%	79	32	111
106	196	196	441	44.44%	100	56	156
107	198	198	343	57.73%	116	34	150
108	217	217	410	52.93%	121	42	163
109	146	146	299	48.83%	80	44	124
110	288	288	452	63.72%	183	53	236
111	417	417	693	60.17%	248	62	310
112	246	246	463	53.13%	149	47	196
113	208	208	472	44.07%	128	52	180
114	198	198	352	56.25%	105	42	147
201	241	241	468	51.50%	146	50	196
202	117	117	243	48.15%	72	25	97
203	297	297	533	55.72%	177	61	238
204	352	352	605	58.18%	187	83	270
205	455	455	682	66.72%	250	81	331
206	210	210	390	53.85%	126	30	156
207	366	366	683	53.59%	226	65	291
208	178	178	383	46.48%	103	46	149
209	350	350	585	59.83%	188	79	267
210	117	117	251	46.61%	67	33	100
211	96	96	131	73.28%	56	18	74
212	230	230	384	59.90%	121	53	174
213	210	210	316	66.46%	109	30	139
214	81	81	197	41.12%	43	21	64
215	284	284	613	46.33%	168	65	233
301	464	464	811	57.21%	264	81	345
302	368	368	488	75.41%	226	62	288
303	234	234	442	52.94%	140	44	184
304	71	71	112	63.39%	37	13	50
305	168	168	292	57.53%	110	27	137
306	202	202	368	54.89%	104	44	148
307	67	67	93	72.04%	31	14	45
308	66	66	92	71.74%	28	20	48
309	95	95	142	66.90%	51	21	72
310	123	123	178	69.10%	74	21	95
311	170	170	285	59.65%	87	35	122

**Canvass Report — Absentee Voters — Official
Douglas County, Washington — Official Ballot — November 04, 2014**

Total Number of Voters : 10,824 of 18,935 = 57.16%

Precincts Reporting 0 of 47 = 0.00%

Supreme Court Justice Position 7

Precinct	Absentee Ballots Cast	Total Ballots Cast	Registered Voters	Percent Turnout	Debra L. Stephens	John (Zamboni) Scannell	Totals
312	208	208	375	55.47%	112	51	163
313	64	64	94	68.09%	25	20	45
314	67	67	124	54.03%	37	9	46
315	404	404	578	69.90%	241	68	309
316	324	324	591	54.82%	193	48	241
317	461	461	801	57.55%	276	85	361
318	106	106	178	59.55%	54	19	73
Totals	10824	10824	18935		6245	2105	8350

**Canvass Report — Absentee Voters — Official
Douglas County, Washington — Official Ballot — November 04, 2014**

Total Number of Voters : 10,824 of 18,935 = 57.16%

Precincts Reporting 0 of 47 = 0.00%

Court of Appeals, Division 3 District 3 Judge Position 1

Precinct	Absentee Ballots Cast	Total Ballots Cast	Registered Voters	Percent Turnout	Stephen M. Brown	Totals
101	239	239	428	55.84%	145	145
102	459	459	734	62.53%	275	275
103	103	103	205	50.24%	66	66
104	515	515	750	68.67%	334	334
105	148	148	385	38.44%	92	92
106	196	196	441	44.44%	129	129
107	198	198	343	57.73%	115	115
108	217	217	410	52.93%	131	131
109	146	146	299	48.83%	104	104
110	288	288	452	63.72%	189	189
111	417	417	693	60.17%	233	233
112	246	246	463	53.13%	154	154
113	208	208	472	44.07%	153	153
114	198	198	352	56.25%	118	118
201	241	241	468	51.50%	156	156
202	117	117	243	48.15%	63	63
203	297	297	533	55.72%	201	201
204	352	352	605	58.18%	214	214
205	455	455	682	66.72%	281	281
206	210	210	390	53.85%	121	121
207	366	366	683	53.59%	254	254
208	178	178	383	46.48%	119	119
209	350	350	585	59.83%	226	226
210	117	117	251	46.61%	82	82
211	96	96	131	73.28%	58	58
212	230	230	384	59.90%	142	142
213	210	210	316	66.46%	112	112
214	81	81	197	41.12%	53	53
215	284	284	613	46.33%	192	192
301	464	464	811	57.21%	289	289
302	368	368	488	75.41%	237	237
303	234	234	442	52.94%	145	145
304	71	71	112	63.39%	37	37
305	168	168	292	57.53%	114	114
306	202	202	368	54.89%	115	115
307	67	67	93	72.04%	33	33
308	66	66	92	71.74%	30	30
309	95	95	142	66.90%	54	54
310	123	123	178	69.10%	84	84
311	170	170	285	59.65%	91	91

**Canvass Report — Absentee Voters — Official
Douglas County, Washington — Official Ballot — November 04, 2014**

Total Number of Voters : 10,824 of 18,935 = 57.16%

Precincts Reporting 0 of 47 = 0.00%

Court of Appeals, Division 3 District 3 Judge Position 1

Precinct	Absentee Ballots Cast	Total Ballots Cast	Registered Voters	Percent Turnout	Stephen M. Brown	Totals
312	208	208	375	55.47%	124	124
313	64	64	94	68.09%	38	38
314	67	67	124	54.03%	38	38
315	404	404	578	69.90%	233	233
316	324	324	591	54.82%	204	204
317	461	461	801	57.55%	317	317
318	106	106	178	59.55%	62	62
Totals	10824	10824	18935		6757	6757

Canvass Report — Absentee Voters — Official
Douglas County, Washington — Official Ballot — November 04, 2014

Total Number of Voters : 10,824 of 18,935 = 57.16%

Precincts Reporting 0 of 47 = 0.00%

Court of Appeals, Division 3 District 3 Judge Position 2 4 Year Unexpired Term

Precinct	Absentee Ballots Cast	Total Ballots Cast	Registered Voters	Percent Turnout	Rob Lawrence-Berrey	Totals
101	239	239	428	55.84%	143	143
102	459	459	734	62.53%	272	272
103	103	103	205	50.24%	67	67
104	515	515	750	68.67%	329	329
105	148	148	385	38.44%	94	94
106	196	196	441	44.44%	129	129
107	198	198	343	57.73%	114	114
108	217	217	410	52.93%	131	131
109	146	146	299	48.83%	101	101
110	288	288	452	63.72%	193	193
111	417	417	693	60.17%	230	230
112	246	246	463	53.13%	155	155
113	208	208	472	44.07%	150	150
114	198	198	352	56.25%	115	115
201	241	241	468	51.50%	156	156
202	117	117	243	48.15%	64	64
203	297	297	533	55.72%	204	204
204	352	352	605	58.18%	218	218
205	455	455	682	66.72%	273	273
206	210	210	390	53.85%	119	119
207	366	366	683	53.59%	256	256
208	178	178	383	46.48%	118	118
209	350	350	585	59.83%	221	221
210	117	117	251	46.61%	81	81
211	96	96	131	73.28%	59	59
212	230	230	384	59.90%	137	137
213	210	210	316	66.46%	113	113
214	81	81	197	41.12%	51	51
215	284	284	613	46.33%	194	194
301	464	464	811	57.21%	288	288
302	368	368	488	75.41%	233	233
303	234	234	442	52.94%	144	144
304	71	71	112	63.39%	37	37
305	168	168	292	57.53%	113	113
306	202	202	368	54.89%	116	116
307	67	67	93	72.04%	34	34
308	66	66	92	71.74%	30	30
309	95	95	142	66.90%	54	54
310	123	123	178	69.10%	83	83
311	170	170	285	59.65%	88	88

**Canvass Report — Absentee Voters — Official
Douglas County, Washington — Official Ballot — November 04, 2014**

Total Number of Voters : 10,824 of 18,935 = 57.16%

Precincts Reporting 0 of 47 = 0.00%

Court of Appeals, Division 3 District 3 Judge Position 2 4 Year Unexpired Term

Precinct	Absentee Ballots Cast	Total Ballots Cast	Registered Voters	Percent Turnout	Rob Lawrence-Berrey	Totals
312	208	208	375	55.47%	125	125
313	64	64	94	68.09%	38	38
314	67	67	124	54.03%	38	38
315	404	404	578	69.90%	229	229
316	324	324	591	54.82%	201	201
317	461	461	801	57.55%	314	314
318	106	106	178	59.55%	62	62
Totals	10824	10824	18935		6714	6714

Canvass Report — Absentee Voters — Official
Douglas County, Washington — Official Ballot — November 04, 2014

Total Number of Voters : 10,824 of 18,935 = 57.16%

Precincts Reporting 0 of 47 = 0.00%

Douglas County District Court Judge

Precinct	Absentee Ballots Cast	Total Ballots Cast	Registered Voters	Percent Turnout	Judith L. McCauley	Totals
101	239	239	428	55.84%	161	161
102	459	459	734	62.53%	298	298
103	103	103	205	50.24%	66	66
104	515	515	750	68.67%	366	366
105	148	148	385	38.44%	102	102
106	196	196	441	44.44%	138	138
107	198	198	343	57.73%	125	125
108	217	217	410	52.93%	132	132
109	146	146	299	48.83%	110	110
110	288	288	452	63.72%	207	207
111	417	417	693	60.17%	248	248
112	246	246	463	53.13%	161	161
113	208	208	472	44.07%	154	154
114	198	198	352	56.25%	134	134
201	241	241	468	51.50%	167	167
202	117	117	243	48.15%	69	69
203	297	297	533	55.72%	209	209
204	352	352	605	58.18%	238	238
205	455	455	682	66.72%	334	334
206	210	210	390	53.85%	128	128
207	366	366	683	53.59%	274	274
208	178	178	383	46.48%	126	126
209	350	350	585	59.83%	243	243
210	117	117	251	46.61%	80	80
211	96	96	131	73.28%	69	69
212	230	230	384	59.90%	159	159
213	210	210	316	66.46%	143	143
214	81	81	197	41.12%	51	51
215	284	284	613	46.33%	201	201
301	464	464	811	57.21%	299	299
302	368	368	488	75.41%	250	250
303	234	234	442	52.94%	159	159
304	71	71	112	63.39%	43	43
305	168	168	292	57.53%	116	116
306	202	202	368	54.89%	124	124
307	67	67	93	72.04%	42	42
308	66	66	92	71.74%	37	37
309	95	95	142	66.90%	68	68
310	123	123	178	69.10%	94	94
311	170	170	285	59.65%	103	103

**Canvass Report — Absentee Voters — Official
Douglas County, Washington — Official Ballot — November 04, 2014**

Total Number of Voters : 10,824 of 18,935 = 57.16%

Precincts Reporting 0 of 47 = 0.00%

Douglas County District Court Judge

Precinct	Absentee Ballots Cast	Total Ballots Cast	Registered Voters	Percent Turnout	Judith L. McCauley	Totals
312	208	208	375	55.47%	129	129
313	64	64	94	68.09%	40	40
314	67	67	124	54.03%	38	38
315	404	404	578	69.90%	239	239
316	324	324	591	54.82%	217	217
317	461	461	801	57.55%	331	331
318	106	106	178	59.55%	74	74
Totals	10824	10824	18935		7296	7296

**Canvass Report — Absentee Voters — Official
Douglas County, Washington — Official Ballot — November 04, 2014**

Total Number of Voters : 10,824 of 18,935 = 57.16%

Precincts Reporting 0 of 47 = 0.00%

Hospital District No. 2 HOSPITAL DISTRICT ONE YEAR EXCESS LEVY

Precinct	Absentee Ballots Cast	Total Ballots Cast	Registered Voters	Percent Turnout	YES	NO	Totals
205	455	455	682	66.72%	315	124	439
211	57	57	82	69.51%	34	20	54
213	210	210	316	66.46%	148	53	201
308	6	6	7	85.71%	4	2	6
312	4	4	8	50.00%	2	1	3
Totals	732	732	1095		503	200	703

**Canvass Report — Absentee Voters — Official
Douglas County, Washington — Official Ballot — November 04, 2014**

Total Number of Voters : 10,824 of 18,935 = 57.16%

Precincts Reporting 0 of 47 = 0.00%

Town Of Waterville MOSQUITO CONTROL DISTRICT ONE YEAR EXCESS LEVY

Precinct	Absentee Ballots Cast	Total Ballots Cast	Registered Voters	Percent Turnout	YES	NO	Totals
205	455	455	682	66.72%	340	108	448
Totals	455	455	682		340	108	448

**Canvass Report — Absentee Voters — Official
Douglas County, Washington — Official Ballot — November 04, 2014**

Total Number of Voters : 10,824 of 18,935 = 57.16%

Precincts Reporting 0 of 47 = 0.00%

Cemetery District No.2 ONE YEAR MAINTENANCE AND OPERATIONS EXCESS TAX LEVY

Precinct	Absentee Ballots Cast	Total Ballots Cast	Registered Voters	Percent Turnout	YES	NO	Totals
205	455	455	682	66.72%	266	166	432
211	48	48	72	66.67%	30	16	46
213	145	145	187	77.54%	98	40	138
Totals	648	648	941		394	222	616

Canvass Report — Absentee Voters — Official
Douglas County, Washington — Official Ballot — November 04, 2014

Total Number of Voters : 10,824 of 18,935 = 57.16%

Precincts Reporting 0 of 47 = 0.00%

PUD Commissioner 2

Precinct	Absentee Ballots Cast	Total Ballots Cast	Registered Voters	Percent Turnout	Steven E. Pauly	Molly Doneen Simpson	Totals
101	239	239	428	55.84%	78	131	209
102	459	459	734	62.53%	183	204	387
103	103	103	205	50.24%	38	44	82
104	515	515	750	68.67%	196	273	469
105	148	148	385	38.44%	49	76	125
106	196	196	441	44.44%	76	95	171
107	198	198	343	57.73%	77	85	162
108	217	217	410	52.93%	76	103	179
109	146	146	299	48.83%	62	62	124
110	288	288	452	63.72%	99	145	244
111	417	417	693	60.17%	147	204	351
112	246	246	463	53.13%	96	116	212
113	208	208	472	44.07%	89	93	182
114	198	198	352	56.25%	90	75	165
201	241	241	468	51.50%	92	113	205
202	117	117	243	48.15%	53	49	102
203	297	297	533	55.72%	127	139	266
204	352	352	605	58.18%	125	176	301
205	455	455	682	66.72%	126	248	374
206	210	210	390	53.85%	72	96	168
207	366	366	683	53.59%	139	180	319
208	178	178	383	46.48%	55	101	156
209	350	350	585	59.83%	113	182	295
210	117	117	251	46.61%	34	75	109
211	96	96	131	73.28%	29	47	76
212	230	230	384	59.90%	66	121	187
213	210	210	316	66.46%	53	135	188
214	81	81	197	41.12%	35	36	71
215	284	284	613	46.33%	95	151	246
301	464	464	811	57.21%	134	269	403
302	368	368	488	75.41%	126	198	324
303	234	234	442	52.94%	77	103	180
304	71	71	112	63.39%	20	30	50
305	168	168	292	57.53%	60	76	136
306	202	202	368	54.89%	48	118	166
307	67	67	93	72.04%	22	23	45
308	66	66	92	71.74%	26	28	54
309	95	95	142	66.90%	28	49	77
310	123	123	178	69.10%	48	50	98
311	170	170	285	59.65%	50	94	144

**Canvass Report — Absentee Voters — Official
Douglas County, Washington — Official Ballot — November 04, 2014**

Total Number of Voters : 10,824 of 18,935 = 57.16%

Precincts Reporting 0 of 47 = 0.00%

PUD Commissioner 2

Precinct	Absentee Ballots Cast	Total Ballots Cast	Registered Voters	Percent Turnout	Steven E. Pauly	Molly Doneen Simpson	Totals
312	208	208	375	55.47%	85	90	175
313	64	64	94	68.09%	9	51	60
314	67	67	124	54.03%	21	25	46
315	404	404	578	69.90%	153	198	351
316	324	324	591	54.82%	116	158	274
317	461	461	801	57.55%	174	221	395
318	106	106	178	59.55%	31	58	89
Totals	10824	10824	18935		3798	5394	9192