

GENERAL ELECTION NOV 6, 2007

Precincts	Active Registered Voters	Total Votes Cast	Initiative 960		Referendum 67		State Measures				Port District Commissioner 1	Coulee Area Park Pos #1 Hess	Eastmont Metro Park				Douglas Co Prop				
			YES	NO	APPROVED	REJECTED	Senate Joint Resolution 8206		Senate Joint Resolution 8212				House Joint Resolution 4204		House Joint Resolution 4215			Pos #1 Heit	Pos #2 White	Pos #3 Walk	APPROVED
							APPROVED	REJECTED	APPROVED	REJECTED			APPROVED	REJECTED	APPROVED	REJECTED					
101	750	396	256	131	189	198	254	118	217	158	141	247	180	195	277		260	278	258	163	
102	853	426	258	156	214	205	283	127	227	175	171	246	202	197	326		304	305	308	215	
103	345	133	64	59	63	65	95	31	76	49	68	60	63	60	111		107	51	107	81	
104	583	344	196	136	161	174	234	98	182	139	141	199	167	156	267		245	234	245	181	
105	297	105	60	39	67	35	63	34	56	45	41	64	51	46	88		80	71	82	53	
106	658	278	165	104	137	136	191	75	165	94	115	157	122	136	204		196	168	190	140	
107	400	198	113	79	95	100	122	67	102	89	68	128	76	108	143		138	133	140	84	
108	373	146	98	44	71	73	102	37	67	68	53	91	56	81	106		98	130	100	66	
109	450	166	92	68	87	76	101	55	87	68	71	93	78	79	123		114	111	114	79	
111	349	190	112	76	101	86	138	45	124	61	96	90	110	71	144		137	112	133	113	
112	825	405	228	169	181	216	273	116	242	143	185	214	199	181	296		273	171	272	209	
201	460	221	143	72	107	105	127	83	115	97	72	142	87	121	160		149	145	152	82	
202	603	288	169	111	134	148	188	93	168	112	120	166	138	141	199		188	179	185	142	
203	772	369	212	140	168	189	241	107	212	136	153	212	172	177	280		262	231	261	198	
204	617	276	156	115	116	158	191	78	150	118	96	176	131	128	212		196	194	198	131	
205	720	385	197	162	154	204	194	147	193	153	181	177	150	191	275						
206	227	93	60	29	34	51	44	38	40	44	32	58	29	55	66						
207	82	45	35	8	23	21	31	10	33	10	14	30	16	26	23						
208	50	33	23	9	10	22	18	11	18	12	12	19	14	16	22						
209	514	269	186	80	125	140	179	83	143	120	76	191	115	143	190		144	176	143	81	
210	265	101	64	36	52	48	69	31	40	58	36	63	37	61	81			72			
211	96	56	39	16	23	33	41	14	33	22	16	39	22	32	42						
212	43	24	18	5	7	17	16	6	14	6	7	17	12	10	17						
213	80	38	21	13	13	21	18	16	14	20	9	27	10	23	28						
Combined	431	227	127	96	78	145	133	89	124	91	60	166	79	138	153	28					
215	256	89	52	36	38	50	58	29	48	37	46	42	39	47	75		74	69	74	46	
216	388	162	100	53	77	83	107	50	82	75	54	106	69	85	130		124	125	126	74	
218	591	255	156	95	128	124	176	71	146	97	84	166	106	136	205		199	190	198	122	
301	1345	724	439	266	292	407	452	237	427	256	324	386	391	287	557		523	621	516	379	
302	1014	620	347	257	283	328	416	179	354	233	289	326	352	234	486		452	303	461	369	
303	416	252	156	87	111	133	147	88	144	89	103	138	102	128	180						
304	124	71	48	20	25	43	35	28	38	27	16	52	29	35	42						
309	116	70	49	18	36	31	38	26	33	29	17	50	31	32	48						
310	200	150	72	69	48	90	72	63	61	75	60	85	44	97	97						
311	515	249	174	71	111	136	146	96	146	94	101	143	110	128	188						
312	55	26	18	8	14	12	17	9	14	11	6	20	8	18	22						
313	68	37	29	8	16	19	17	19	16	20	5	32	14	22	27						
314	139	92	48	40	59	31	62	28	53	35	54	38	56	35	48	57					
316	762	441	257	167	234	197	310	103	263	144	204	228	248	153	318		305	291	304	214	
317	404	202	119	81	108	89	132	60	121	69	91	110	108	79	141		139	149	135	90	
319	816	470	276	179	204	258	293	152	263	177	183	277	210	238	361		354	333	348	213	
Total	18,052	9,122	5,432	3,408	4,194	4,697	5,824	2,847	5,051	3,556	3,671	5,271	4,233	4,326	6,758	85	5,061	4,842	5,050	3,525	

Combined Precincts 214/305/306/307/308

GENERAL ELECTION NOV 6, 200

Precincts	Active Registered Voters	Total Votes Cast	Hospital District 1		Hospital District 2 Prop #1				Hospital District 6		Brewster School District 111-203J			Bridgeport School District 75J Prop #1					Coulee Hartline School District 151-204J				
			Pos #3	Pos #4	Pos #1	Pos #3	Yes	No	Pos #1	Pos #5	Pos #1	Pos #2	Pos #4	Pos #1	Pos #3	Pos #4	Approved	Rejected	Director 1	Director 2	Director		
			Higbee	Webster	Regan	Ludeman	Hare	Edwards	Kirk	Oules	Becker	Zaccanti	Avenell	Martinez	Workman	Thompson	Moyer	Isaak	Do				
101	750	396																					
102	853	426																					
103	345	133																					
104	583	344																					
105	297	105																					
106	658	278																					
107	400	198																					
108	373	146																					
109	450	166																					
111	349	190																					
112	825	405																					
201	460	221																					
202	603	288																					
203	772	369																					
204	617	276																					
205	720	385			304	306	311	58															
206	227	93			67	67	55	35															
207	82	45																		21	7	25	28
208	50	33			24	28	27	5															
209	514	269																					
210	265	101																					
211	96	56																		4	2	6	6
212	43	24			70	19	21	3															
213	80	38			27	31	25	12															
Combined	431	227	103	112							69	59	66	30	21	37	45	31	23	12		9	11
215	256	89																					
216	388	162																					
218	591	255																					
301	1345	724																					
302	1014	620																					
303	416	252	183	209										116	120	193	186	135	104				
304	124	71	43	49							2	1	1	27	31	41	46	31	33				
309	116	70	40	45																			
310	200	150	95	105																			
311	515	249																					
312	55	26																					
313	68	37																					
314	139	92							61	53													
316	762	441																					
317	404	202																					
319	816	470																					
Total	18,052	9,122	464	520	492	451	439	113	61	53	71	60	67	173	172	271	277	197	160	37	9	40	45

Combined Precincts 214/305/306/3

GENERAL ELECTION NOV 6, 200


Precincts	Active Registered Voters	Total Votes Cast	Ephrata School District 165-55J				Grand Coulee Dam School District 301J					Lake Chelan School 12J					Mansfield School District 207			Orondo School District 13		
			Director 1 Goeden	Director 2 Correll	Director 4 Yenney	Director 4 Duffner	Director 1 Marconi	Director 3 Haag	Director 4 Barry	Director 4 Holeman	Director 5 Chaffee	Director 2 Gocke	Director 4 Foster	Director 4 Colbert	Director 4 Clark	Director 5 Thompson	Director 2 Matthiesen	Director 3 Sima	Director 4 Preston	Director 3 Meyers	Director 4 Daniel	Director 1 Scharbach
101	750	396																				
102	853	426																				
103	345	133																				
104	583	344																				
105	297	105																				
106	658	278																				
107	400	198																				
108	373	146																				
109	450	166																				
111	349	190																				
112	825	405																				
201	460	221																				
202	603	288																				
203	772	369																				
204	617	276																				
205	720	385																				
206	227	93																1	1			
207	82	45	1	2	4	0																
208	50	33																				
209	514	269																			18	
210	265	101																				
211	96	56	2	3	2	4																
212	43	24																				
213	80	38													8	8	8					
Combined	431	227					28	41	31	16	34				8	8	10					
215	256	89																				
216	388	162																				
218	591	255																				
301	1345	724																				
302	1014	620																				
303	416	252																				
304	124	71																				
309	116	70												2	5	4	2	4	46	54	56	
310	200	150																90	123	128		
311	515	249												2	1	1	2	2			181	178
312	55	26												11	12	13	11	23				
313	68	37																				
314	139	92					53	61	55	21	63											
316	762	441																				
317	404	202																				
319	816	470																				
Total	18,052	9,122	3	5	6	4	81	102	86	37	97	15	18	18	15	29	152	193	202	182	179	18

Combined Precincts 214/305/306/3

GENERAL ELECTION NOV 6, 200

Precincts	Active Registered Voters	Total Votes Cast	Town of Waterville							Fire District #2		Fire Distirct 3	Fire Distirct 4	Fire Distirct 5	Fire Distirct 15		Cemetery District No 2		Sewer District No 1	
			Mayor	Council 3		Council 4		Council 5	Commissioner 3		Commissioner 3	Commissioner 2	Commissioner 2	Commissioner 3		Proposition 1		Commissioner 2		
			DeVaney	Koenig	Sheridan	Soderstrom	Snyder	Radeck	Bareither	Black	Pendergrass	Henton	Oatey	Pinger	Brownlee	Fenton	YES	NO	McCourt	
101	750	396								144	110		3					41		
102	853	426								148	116							295		
103	345	133								61	44							100		
104	583	344								128	108							230		
105	297	105								41	39							75		
106	658	278								118	80							191		
107	400	198								83	62							143		
108	373	146								68	35							91		
109	450	166								55	61							110		
111	349	190								78	48							119		
112	825	405								135	113							242		
201	460	221								91	65							152		
202	603	288								112	78							98		
203	772	369								151	107							242		
204	617	276								98	88									
205	720	385	280	221	135		12	290	22	283							275	95		
206	227	93											3				40	21		
207	82	45																		
208	50	33															26	5		
209	514	269								86	84									
210	265	101								43	38									
211	96	56								2	2									
212	43	24															17	7		
213	80	38											0	6			20	8		
Combined	431	227										40		24	29	101				
215	256	89								45	34							71		
216	388	162								65	59							117		
218	591	255								90	84							182		
301	1345	724								234	244							445		
302	1014	620								230	169							414		
303	416	252																		
304	124	71										17			11	16				
309	116	70												50						
310	200	150												114						
311	515	249											197							
312	55	26											14	11						
313	68	37																		
314	139	92																		
316	762	441								145	133							271		
317	404	202								69	61							125		
319	816	470								189	129							115		
Total	18,052	9,122	280	221	135		12	290	22	283	2,709	2,191	57	217	205	40	117	378	136	3,869

Combined Precincts 214/305/306/3



GENERAL 2007 OFFICIAL CERTIFIED ELECTION RESULTS

Text Mode

Please select from the following items

[County Home](#) | [Auditor Home](#) | **Election Results**

- Elections
- Elections Home Page
- MyVote
- Voter Information →
- Candidate Information →
- Candidates who have filed
- August 21, 2007 Primary Results
- February 6 2007 - Special Election
- Online Voter Guide
- Election Results

County Tabulation Status

Number of Precincts:	45
Precincts Counted:	45
Number of Registered Voters:	18052
Total Ballots Cast:	9122
Ballots Left to Count:	0
Next Ballot Count On:	N/A
Last Tabulated:	11/27/2007 11:53:30 AM
Precincts Reported:	100.0000%
Voter Turnout:	50.5318%

Douglas

Initiative Measure 960 - Proposed by Initiative Petition | Initiative Measure No. 960 concerns tax and fee increases imposed by state government.

State Results

	Votes	Votes %
Yes	5,432	61.4480%
No	3,408	38.5520%

Referendum Measure 67 - Passed by the Legislature and Ordered Referred by Petition | The legislature passed Engrossed Substitute Senate Bill 5726 (ESSB 5726) concerning insurance fair conduct related to claims for coverage or benefits and voters have filed a sufficient referendum petition on this bill.

State Results

	Votes	Votes %
Approved	4,194	47.1713%
Rejected	4,697	52.8287%



Engrossed Substitute Senate Joint Resolution 8206 - Proposed to the People by the Legislature - Amendment to the State Constitution | The legislature has proposed a constitutional amendment on establishment of a budget stabilization account.

State Results

	Votes	Votes %
Approved 	5,824	67.1664%
Rejected 	2,847	32.8336%

Senate Joint Resolution 8212 - Proposed to the People by the Legislature - Amendment to the State Constitution | The legislature has proposed a constitutional amendment on inmate labor.

State Results

	Votes	Votes %
Approved 	5,051	58.6848%
Rejected 	3,556	41.3152%

Engrossed House Joint Resolution 4204 - Proposed to the People by the Legislature - Amendment to the State Constitution | The legislature has proposed a constitutional amendment on school district tax levies.

State Results

	Votes	Votes %
Approved 	3,671	41.0535%
Rejected 	5,271	58.9465%


Substitute House Joint Resolution 4215 - Proposed to the People by the Legislature - Amendment to the State Constitution | The legislature has proposed a constitutional amendment on investment of higher education permanent funds.

State Results

	Votes	Votes %
Approved 	4,233	49.4567%
Rejected 	4,326	50.5433%


Port District 1

PORT DIST 1 #1


Candidate	Votes	Votes %
JIM HUFFMAN (Nonpartisan) 	6,758	100.0000%

City Of Bridgeport

MAYOR

Candidate	Votes	Votes %
STEVEN D JENKINS (Nonpartisan) 	201	100.0000%

COUNCILPERSON #4

Candidate	Votes	Votes %
DAVID W BORLAND (Nonpartisan) 	63	26.9231%

JANET M CONKLIN (Nonpartisan)	171	73.0769%
COUNCILPERSON #5		
Candidate	Votes	Votes %
BILL ZWEIGLE (Nonpartisan)	194	100.0000%

City Of East Wenatchee

MAYOR

Candidate	Votes	Votes %
STEVEN LACY (Nonpartisan)	2,180	100.0000%

COUNCILPERSON #1

Candidate	Votes	Votes %
DAVID BREMMER (Nonpartisan)	2,083	100.0000%

COUNCILPERSON #2

Candidate	Votes	Votes %
HARRY RAAB (Nonpartisan)	2,176	100.0000%

COUNCILPERSON #5

Candidate	Votes	Votes %
SANDRA MCCOURT (Nonpartisan)	2,109	100.0000%

COUNCILPERSON #6

Candidate	Votes	Votes %
DENNIS HENDRICKS (Nonpartisan)	2,126	100.0000%

COUNCILPERSON #7 2 YR UNEXPIRED

Candidate	Votes	Votes %
WAYNE "BARNEY" BARNHART (Nonpartisan)	2,104	100.0000%

City Of Rock Island

MAYOR

Candidate	Votes	Votes %
RUSSELL CLARK (Nonpartisan)	75	100.0000%

COUNCILPERSON #1

Candidate	Votes	Votes %
RAY PEARSON (Nonpartisan)	76	100.0000%

COUNCILPERSON #2 [2 Year Unexpired Term]

Candidate	Votes	Votes %
DOUGLAS M SHIRK (Nonpartisan)	73	100.0000%

COUNCILPERSON #5

Candidate	Votes	Votes %
-----------	-------	---------

H WHITEY EVENHUS (Nonpartisan)	66 100.0000%
<hr/>	

Town Of Coulee Dam

COUNCIL #4

Combined County Results

Candidate	Votes	Votes %
Ben Alling (Nonpartisan)	52	100.0000%
<hr/>		

COUNCIL #5

Combined County Results

Candidate	Votes	Votes %
Sheryl L. Moore (Nonpartisan)	60	100.0000%
<hr/>		

Town Of Mansfield

MAYOR

Candidate	Votes	Votes %
NORMAN L TUPLING (Nonpartisan)	35	25.0000%
<hr/>		
TOM SNELL (Nonpartisan)	105	75.0000%
<hr/>		

COUNCILPERSON #1

Candidate	Votes	Votes %
CLINT WALL (Nonpartisan)	120	100.0000%
<hr/>		

COUNCILPERSON #5

Candidate	Votes	Votes %
CORY MOORE (Nonpartisan)	126	100.0000%
<hr/>		

Town Of Waterville

MAYOR

Candidate	Votes	Votes %
ROYAL J DEVANEY (Nonpartisan)	280	100.0000%
<hr/>		

COUNCILPERSON #3

Candidate	Votes	Votes %
JAMES E KOENIG (Nonpartisan)	221	60.0543%
<hr/>		
TIENA SHERIDAN (Nonpartisan)	135	36.6848%
<hr/>		
WRITE-IN (Nonpartisan)	12	3.2609%
<hr/>		

COUNCILPERSON #4

Candidate	Votes	Votes %
GERTRUDE SNYDER (Nonpartisan)	290	92.9487%
<hr/>		

WRITE-IN (Nonpartisan)	22	7.0513%
COUNCILPERSON #5		
Candidate	Votes	Votes %
DANIEL "DANNER" BAREITHER (Nonpartisan)	283	100.0000%

Brewster School District**DIRECTOR #1**Combined County Results

Candidate	Votes	Votes %
John (Jack) H Kirk (Nonpartisan)	71	100.0000%

DIRECTOR #2Combined County Results

Candidate	Votes	Votes %
Laurie M Oules (Nonpartisan)	60	100.0000%

DIRECTOR #4Combined County Results

Candidate	Votes	Votes %
Donald E Becker (Nonpartisan)	67	100.0000%

Bridgeport School District**DIRECTOR #1**Combined County Results

Candidate	Votes	Votes %
JUSTIN AVENELL (Nonpartisan)	172	49.8551%
LINDA ZACCANTI (Nonpartisan)	173	50.1449%

DIRECTOR #3Combined County Results

Candidate	Votes	Votes %
ESQUIJO (ZEKE) MARTINEZ (Nonpartisan)	271	100.0000%

DIRECTOR #4Combined County Results

Candidate	Votes	Votes %
JACQUELYNN R WORKMAN (Nonpartisan)	277	100.0000%

BONDS FOR CONSTRUCTION AND MODERNIZATION OF SCHOOL FACILITIESCombined County Results

Votes	Votes %
-------	---------

Approved	197	55.1821%
Rejected	160	44.8179%

Coulee - Hartline School Dist.

SCHOOL DIRECTOR #01 [2 Year Unexpired Term]

Combined County Results

Candidate	Votes	Votes %
Dean J Thompson (Nonpartisan)	37	80.4348%
Goldye A Moyer (Nonpartisan)	9	19.5652%

SCHOOL DIRECTOR #02

Combined County Results

Candidate	Votes	Votes %
Brian Isaak (Nonpartisan)	40	100.0000%

SCHOOL DIRECTOR #04

Combined County Results

Candidate	Votes	Votes %
Robert Dove (Nonpartisan)	45	100.0000%

Eastmont School District

DIRECTOR #1

Candidate	Votes	Votes %
BRAD HAWKINS (Nonpartisan)	4,300	70.0212%
STEPHEN PICCIRILLO (Nonpartisan)	1,841	29.9788%

DIRECTOR #3

Candidate	Votes	Votes %
CINDY WRIGHT (Nonpartisan)	4,992	100.0000%

DIRECTOR #5

Candidate	Votes	Votes %
CHRIS GIBBS (Nonpartisan)	5,017	100.0000%

Ephrata School District

SCHOOL DIRECTOR #01

Combined County Results

Candidate	Votes	Votes %
Janice Goeden (Nonpartisan)	3	100.0000%

SCHOOL DIRECTOR #02Combined County Results

Candidate	Votes	Votes %
<u>Bill Correll (Nonpartisan)</u>	5	100.0000%

SCHOOL DIRECTOR #04Combined County Results

Candidate	Votes	Votes %
<u>Ron Yenney (Nonpartisan)</u>	6	60.0000%
<u>Larry D Duffner (Nonpartisan)</u>	4	40.0000%

Grand Coulee School District**SCHOOL DIRECTOR #01 [2 Year Unexpired Term]**Combined County Results

Candidate	Votes	Votes %
<u>Carla B Marconi (Nonpartisan)</u>	81	100.0000%

SCHOOL DIRECTOR At Large #3Combined County Results

Candidate	Votes	Votes %
<u>Nita Haag (Nonpartisan)</u>	102	100.0000%

SCHOOL DIRECTOR #04Combined County Results

Candidate	Votes	Votes %
<u>Joette Barry (Nonpartisan)</u>	86	69.9187%
<u>Christopher N Holeman (Nonpartisan)</u>	37	30.0813%

SCHOOL DIRECTOR #05Combined County Results

Candidate	Votes	Votes %
<u>Susan Chaffee (Nonpartisan)</u>	97	100.0000%

Lake Chelan School District**SCHOOL BOARD MEMBER - DISTRICT #2**Combined County Results

Candidate	Votes	Votes %
<u>Eric Gooke (Nonpartisan)</u>	15	45.4545%
<u>Lynda Foster (Nonpartisan)</u>	18	54.5455%

SCHOOL BOARD MEMBER - DISTRICT #4Combined County Results

Candidate	Votes	Votes %
Jim Colbert (Nonpartisan)	18	54.5455%
Thomas L Clark (Nonpartisan)	15	45.4545%

SCHOOL BOARD MEMBER - DISTRICT #5

Combined County Results

Candidate	Votes	Votes %
Leah Thompson (Nonpartisan)	29	100.0000%

Mansfield School District

DIRECTOR #2

Candidate	Votes	Votes %
ROBERT MATTHIESEN (Nonpartisan)	152	100.0000%

DIRECTOR #3

Candidate	Votes	Votes %
PETE SIMA (Nonpartisan)	193	100.0000%

DIRECTOR #4

Candidate	Votes	Votes %
SHEILA M PRESTON (Nonpartisan)	202	100.0000%

Orondo School District

DIRECTOR #3

Candidate	Votes	Votes %
TIM MEYERS (Nonpartisan)	182	100.0000%

DIRECTOR #4

Candidate	Votes	Votes %
GRANT DANIEL (Nonpartisan)	179	100.0000%

Quincy School District

SCHOOL DIRECTOR #01

Combined County Results

Candidate	Votes	Votes %
Mike Scharbach (Nonpartisan)	18	100.0000%

SCHOOL DIRECTOR #02

Combined County Results

Candidate	Votes	Votes %
Myrna N Blakely (Nonpartisan)	18	100.0000%

SCHOOL DIRECTOR #03Combined County Results

Candidate	Votes	Votes %
Alan P Balciar (Nonpartisan)	18	100.0000%

SCHOOL DIRECTOR #04 [2 Year Unexpired Term]Combined County Results

Candidate	Votes	Votes %
Lisa J Mickelson (Nonpartisan)	18	100.0000%

Waterville School District**DIRECTOR #1**

Candidate	Votes	Votes %
DANIEL MIRANDA (Nonpartisan)	325	62.9845%
KATHY LOEBSACK (Nonpartisan)	191	37.0155%

DIRECTOR #2

Candidate	Votes	Votes %
CODY PREUGSCHAT SALAZAR (Nonpartisan)	278	54.5098%
GARY GORMLEY (Nonpartisan)	232	45.4902%

DIRECTOR #5

Candidate	Votes	Votes %
JOE LUDEMAN (Nonpartisan)	459	100.0000%

Douglas-Okanogan Fire District**COMMISSIONER #3**Combined County Results

Candidate	Votes	Votes %
Lonnie W. Fenton (Nonpartisan)	117	74.5223%
Phil Brownlee (Nonpartisan)	40	25.4777%

Fire District #2**COMMISSIONER #3**

Candidate	Votes	Votes %
BOB BLACK (Nonpartisan)	2,709	55.2857%
ROBERT J PENDERGRASS (Nonpartisan)	2,191	44.7143%

Fire District #3**COMMISSIONER #3**

Candidate	Votes	Votes %
JERRY HENTON (Nonpartisan)	57	100.0000%

Fire District #4**COMMISSIONER #2**

Candidate	Votes	Votes %
JIM OATEY (Nonpartisan)	217	100.0000%

Fire District #5**COMMISSIONER #2**

Candidate	Votes	Votes %
TOM PINGER (Nonpartisan)	205	100.0000%

Cemetery District #2**ONE YEAR MAINTENANCE AND OPERATION EXCESS TAX
LEVY**

	Votes	Votes %
Yes	378	73.5409%
No	136	26.4591%

East Wenatchee Water District**WATER COMMISSIONER #2**

Candidate	Votes	Votes %
G BRIAN EGAN (Nonpartisan)	1,384	26.1675%
JIM C DAVIS (Nonpartisan)	1,938	36.6421%
JOHN D STERK (Nonpartisan)	1,967	37.1904%

WATER COMMISSIONER #3

Candidate	Votes	Votes %
DELVIN SCHORZMAN (Nonpartisan)	2,225	40.8707%
TERRY L BARNES (Nonpartisan)	3,219	59.1293%

Hospital District #1

COMMISSIONER #3

Combined County Results

Candidate	Votes	Votes %
Larry L. Higbee (Nonpartisan)	464	100.0000%

COMMISSIONER #4

Combined County Results

Candidate	Votes	Votes %
Dan Webster (Nonpartisan)	520	100.0000%

Hospital District #2

COMMISSIONER #1

Candidate	Votes	Votes %
MYRNA REGAN (Nonpartisan)	492	100.0000%

COMMISSIONER #3

Candidate	Votes	Votes %
KELI LUDEMAN (Nonpartisan)	451	100.0000%

HOSPITAL DISTRICT ONE YEAR EXCESS LEVY

	Votes	Votes %
Yes	439	79.5290%
No	113	20.4710%

Hospital District #6

HOSPITAL COMMISSIONER #01

Combined County Results

Candidate	Votes	Votes %
Kristan Hare (Nonpartisan)	61	100.0000%

HOSPITAL COMMISSIONER #05

Combined County Results

Candidate	Votes	Votes %
Thomas V Edwards (Nonpartisan)	53	100.0000%

Coulee Area Parks & Recreation

Commissioner Position 1

Combined County Results

Candidate	Votes	Votes %
Sean C Hess (Nonpartisan)	85	100.0000%

Eastmont Metropolitan Park

COMMISSIONER #1

Candidate	Votes	Votes %
RAY HEIT (Nonpartisan)	5,061	100.0000%

COMMISSIONER #2

Candidate	Votes	Votes %
DAN WHITE (Nonpartisan)	4,842	100.0000%

COMMISSIONER #3 [4 Year Unexpired Term]

Candidate	Votes	Votes %
FRED O WALK (Nonpartisan)	5,050	100.0000%

PARKS AND RECREATONAL FACILITY IMPROVEMENT BONDS

	Votes	Votes %
Approved	3,525	52.6119%
Rejected	3,175	47.3881%

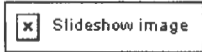
Sewer District #1

SEWER COMMISSIONER #2

Candidate	Votes	Votes %
MIKE MCCOURT (Nonpartisan)	3,869	100.0000%



2005 Douglas County Washington | [Webmaster](#) | [Support](#) | [Disclaimer](#)
 Our site is best viewed with Microsoft Internet Explorer at 800 x 600 or higher resolution



Text Mode

Please select from the following items

[County Home](#) | [Auditor Home](#) |

Elections

[Elections Home Page](#)

[MyVote](#)

[Voter Information](#) →

[Candidate Information](#) →

[Candidates who have filed](#)

[August 21, 2007 Primary Results](#)

[February 6 2007 - Special Election](#)

[Online Voter Guide](#)

[Election Results](#)

**Bridgeport School District
DIRECTOR #1**

Candidate	Douglas	Okanogan	Total	Percentage
JUSTIN AVENELL (Nonpartisan)	172	15	187	50.9537%
LINDA ZACCANTI (Nonpartisan)	173	7	180	49.0463%



Downloads needed for our site

© 2005 Douglas County Washington | [Webmaster](#) | [Support](#) | [Disclaimer](#)
Our site is best viewed with Microsoft Internet Explorer at 800 x 600 or higher resolution



Text Mode

Please select from the following items

[County Home](#) | [Auditor Home](#) |

Elections

[Elections Home Page](#)

[MyVote](#)

[Voter Information](#) →

[Candidate](#)

[Information](#) →

[Candidates who have filed](#)

[August 21, 2007](#)

[Primary Results](#)

[February 6 2007 -](#)

[Special Election](#)

[Online Voter Guide](#)

[Election Results](#)

**Bridgeport School District
BONDS FOR CONSTRUCTION AND MODERNIZATION OF
SCHOOL FACILITIES**

Candidate	Douglas	Okanogan	Total	Percentage
Approved <input type="text"/>	197	14	211	55.5263%
Rejected <input type="text"/>	160	9	169	44.4737%



Downloads needed for our site

© 2005 Douglas County Washington | [Webmaster](#) | [Support](#) | [Disclaimer](#)
Our site is best viewed with Microsoft Internet Explorer at 800 x 600 or higher resolution