
FEBRUARY 13TH, 2024
SPECIAL ELECTION

Official Returns
of the
Special Election
held in

Douglas County
State of Washington



Oath of County Auditor or Supervisor of Elections


STATE OF WASHINGTON)
) ss.
COUNTY OF DOUGLAS

I solemnly swear that the returns of the Special Election held on February 13th, 2024 in Douglas County, State of Washington, have been in no way altered and that they are the same as when they were deposited in my office.



County Auditor or Supervisor of Elections

Subscribed and sworn to me this 23rd day of February, 2024



Chairman, County Legislative Authority

Certification of the Canvassing Board


STATE OF WASHINGTON)
) ss.
COUNTY OF DOUGLAS

The undersigned officers designated by law as constituting the Canvassing Board for the County of Douglas, State of Washington, hereby certify that this is a full, true and correct copy of the Abstract of Votes including the cumulative results, precinct results, and a reconciliation report of votes cast at the Special Election held on February 13th, 2024, in Douglas County, State of Washington, and that the following are the true and reconciled numbers of voters and votes counted.


Witness our hands and official seal this 23rd day of February, 2024



County Auditor or Supervisor of Elections



Chairman, County Legislative Authority



County Prosecuting Attorney



Cumulative Results Report

Official Feb Special

Run Time 8:46 AM

Run Date 02/23/2024

Douglas County

Special Election

2/13/2024

Page 1

Official Results

Registered Voters

9213 of 26301 = 35.03%

Precincts Reporting

48 of 48 = 100.00%

Brewster School District No. 111/203J Proposition No. 1

Choice	Party	Absentee Voting		Total	
Levy...Yes		38	40.00%	38	40.00%
Levy...No		57	60.00%	57	60.00%
	Cast Votes:	95	100.00%	95	100.00%
	Undervotes:	0		0	
	Overvotes:	0		0	

Lake Chelan School District No. 129 Proposition No. 1

Choice	Party	Absentee Voting		Total	
Levy...Yes		45	41.67%	45	41.67%
Levy...No		63	58.33%	63	58.33%
	Cast Votes:	108	100.00%	108	100.00%
	Undervotes:	0		0	
	Overvotes:	0		0	

Lake Chelan School District No. 129 Proposition No. 2

Choice	Party	Absentee Voting		Total	
Levy...Yes		56	51.85%	56	51.85%
Levy...No		52	48.15%	52	48.15%
	Cast Votes:	108	100.00%	108	100.00%
	Undervotes:	0		0	
	Overvotes:	0		0	

Coulee Hartline School District No. 151 Proposition No. 1

Choice	Party	Absentee Voting		Total	
Levy...Yes		36	76.60%	36	76.60%
Levy...No		11	23.40%	11	23.40%
	Cast Votes:	47	100.00%	47	100.00%
	Undervotes:	0		0	
	Overvotes:	0		0	

Cumulative Results Report

Official Feb Special

Run Time 8:46 AM

Run Date 02/23/2024

Douglas County

Special Election

2/13/2024

Page 2

Official Results**Registered Voters**

9213 of 26301 = 35.03%

Precincts Reporting

48 of 48 = 100.00%

Bridgeport School District No. 75 Proposition No. 1

Choice	Party	Absentee Voting		Total	
Levy...Yes		102	51.26%	102	51.26%
Levy...No		97	48.74%	97	48.74%
	Cast Votes:	199	100.00%	199	100.00%
	Undervotes:	0		0	
	Overvotes:	0		0	

Eastmont School District No. 206 Proposition No. 1

Choice	Party	Absentee Voting		Total	
Approved		4,607	59.56%	4,607	59.56%
Rejected		3,128	40.44%	3,128	40.44%
	Cast Votes:	7,735	100.00%	7,735	100.00%
	Undervotes:	7		7	
	Overvotes:	0		0	

Mansfield School District No. 207 Proposition No. 1

Choice	Party	Absentee Voting		Total	
Levy...Yes		135	79.41%	135	79.41%
Levy...No		35	20.59%	35	20.59%
	Cast Votes:	170	100.00%	170	100.00%
	Undervotes:	0		0	
	Overvotes:	0		0	

Orondo School District No. 13 Proposition No.1

Choice	Party	Absentee Voting		Total	
Levy...Yes		206	60.77%	206	60.77%
Levy...No		133	39.23%	133	39.23%
	Cast Votes:	339	100.00%	339	100.00%
	Undervotes:	0		0	
	Overvotes:	0		0	

Cumulative Results Report

Official Feb Special

Run Time 8:46 AM

Run Date 02/23/2024

Douglas County

Special Election

2/13/2024

Page 3

Official Results

Registered Voters

9213 of 26301 = 35.03%

Precincts Reporting

48 of 48 = 100.00%

Waterville School District No. 209 Proposition No. 2

Choice	Party	Absentee Voting		Total	
Levy...Yes		314	61.45%	314	61.45%
Levy...No		197	38.55%	197	38.55%
Cast Votes:		511	100.00%	511	100.00%
Undervotes:		2		2	
Overvotes:		0		0	

Waterville School District No. 209 Proposition No. 1

Choice	Party	Absentee Voting		Total	
Levy...Yes		319	62.30%	319	62.30%
Levy...No		193	37.70%	193	37.70%
Cast Votes:		512	100.00%	512	100.00%
Undervotes:		1		1	
Overvotes:		0		0	

*** End of report ***

Precinct Results Report

Official Feb Special

Run Time 8:46 AM

Run Date 02/23/2024

Douglas County

Special Election

2/13/2024

Page 1

Official Results

Registered Voters

9213 of 26301 = 35.03%

Precincts Reporting

48 of 48 = 100.00%

101

186 of 557 registered voters = 33.39%

Eastmont School District No. 206 Proposition No. 1

Choice	Party	Absentee Voting		Total	
Approved		89	48.11%	89	48.11%
Rejected		96	51.89%	96	51.89%
	Cast Votes:	185	100.00%	185	100.00%
	Undervotes:	1		1	
	Overvotes:	0		0	

Precinct Results Report

Official Feb Special

Run Time 8:46 AM

Run Date 02/23/2024

Douglas County

Special Election

2/13/2024

Page 2

Official Results

Registered Voters

9213 of 26301 = 35.03%

Precincts Reporting

48 of 48 = 100.00%

102

426 of 1,033 registered voters = 41.24%

Eastmont School District No. 206 Proposition No. 1

Choice	Party	Absentee Voting		Total	
Approved		255	60.14%	255	60.14%
Rejected		169	39.86%	169	39.86%
	Cast Votes:	424	100.00%	424	100.00%
	Undervotes:	2		2	
	Overvotes:	0		0	

Precinct Results Report

Official Feb Special

Run Time 8:46 AM

Run Date 02/23/2024

Douglas County

Special Election

2/13/2024

Page 3

Official Results

Registered Voters

9213 of 26301 = 35.03%

Precincts Reporting

48 of 48 = 100.00%

103

111 of 381 registered voters = 29.13%

Eastmont School District No. 206 Proposition No. 1

Choice	Party	Absentee Voting		Total	
Approved		70	63.06%	70	63.06%
Rejected		41	36.94%	41	36.94%
	Cast Votes:	111	100.00%	111	100.00%
	Undervotes:	0		0	
	Overvotes:	0		0	

Precinct Results Report

Official Feb Special

Run Time 8:46 AM

Run Date 02/23/2024

Douglas County

Special Election

2/13/2024

Page 4

Official Results

Registered Voters

9213 of 26301 = 35.03%

Precincts Reporting

48 of 48 = 100.00%

104

453 of 958 registered voters = 47.29%

Eastmont School District No. 206 Proposition No. 1

Choice	Party	Absentee Voting		Total	
Approved		293	64.68%	293	64.68%
Rejected		160	35.32%	160	35.32%
	Cast Votes:	453	100.00%	453	100.00%
	Undervotes:	0		0	
	Overvotes:	0		0	

Precinct Results Report

Official Feb Special

Run Time 8:46 AM

Run Date 02/23/2024

Douglas County

Special Election

2/13/2024

Page 5

Official Results

Registered Voters

9213 of 26301 = 35.03%

Precincts Reporting

48 of 48 = 100.00%

105

90 of 536 registered voters = 16.79%

Eastmont School District No. 206 Proposition No. 1

Choice	Party	Absentee Voting		Total	
Approved		55	61.11%	55	61.11%
Rejected		35	38.89%	35	38.89%
	Cast Votes:	90	100.00%	90	100.00%
	Undervotes:	0		0	
	Overvotes:	0		0	

Precinct Results Report

Official Feb Special

Run Time 8:46 AM

Run Date 02/23/2024

Douglas County

Special Election

2/13/2024

Page 6

Official Results

Registered Voters

9213 of 26301 = 35.03%

Precincts Reporting

48 of 48 = 100.00%

106

134 of 612 registered voters = 21.90%

Eastmont School District No. 206 Proposition No. 1

Choice	Party	Absentee Voting		Total	
Approved		77	57.46%	77	57.46%
Rejected		57	42.54%	57	42.54%
	Cast Votes:	134	100.00%	134	100.00%
	Undervotes:	0		0	
	Overvotes:	0		0	

Precinct Results Report

Official Feb Special

Run Time 8:46 AM

Run Date 02/23/2024

Douglas County

Special Election

2/13/2024

Page 7

Official Results

Registered Voters

9213 of 26301 = 35.03%

Precincts Reporting

48 of 48 = 100.00%

107

183 of 442 registered voters = 41.40%

Eastmont School District No. 206 Proposition No. 1

Choice	Party	Absentee Voting		Total	
Approved		106	57.92%	106	57.92%
Rejected		77	42.08%	77	42.08%
	Cast Votes:	183	100.00%	183	100.00%
	Undervotes:	0		0	
	Overvotes:	0		0	

Precinct Results Report

Official Feb Special

Run Time 8:46 AM

Run Date 02/23/2024

Douglas County

Special Election

2/13/2024

Page 8

Official Results

Registered Voters

9213 of 26301 = 35.03%

Precincts Reporting

48 of 48 = 100.00%

108

121 of 393 registered voters = 30.79%

Eastmont School District No. 206 Proposition No. 1

Choice	Party	Absentee Voting		Total	
Approved		59	48.76%	59	48.76%
Rejected		62	51.24%	62	51.24%
	Cast Votes:	121	100.00%	121	100.00%
	Undervotes:	0		0	
	Overvotes:	0		0	

Precinct Results Report

Official Feb Special

Run Time 8:46 AM

Run Date 02/23/2024

Douglas County

Special Election

2/13/2024

Page 9

Official Results

Registered Voters

9213 of 26301 = 35.03%

Precincts Reporting

48 of 48 = 100.00%

109

112 of 425 registered voters = 26.35%

Eastmont School District No. 206 Proposition No. 1

Choice	Party	Absentee Voting		Total	
Approved		67	59.82%	67	59.82%
Rejected		45	40.18%	45	40.18%
	Cast Votes:	112	100.00%	112	100.00%
	Undervotes:	0		0	
	Overvotes:	0		0	

Precinct Results Report

Official Feb Special

Run Time 8:46 AM

Run Date 02/23/2024

Douglas County

Special Election

2/13/2024

Page 10

Official Results

Registered Voters

9213 of 26301 = 35.03%

Precincts Reporting

48 of 48 = 100.00%

110

282 of 667 registered voters = 42.28%

Eastmont School District No. 206 Proposition No. 1

Choice	Party	Absentee Voting		Total	
Approved		171	60.85%	171	60.85%
Rejected		110	39.15%	110	39.15%
	Cast Votes:	281	100.00%	281	100.00%
	Undervotes:	1		1	
	Overvotes:	0		0	

Precinct Results Report

Official Feb Special

Run Time 8:46 AM

Run Date 02/23/2024

Douglas County

Special Election

2/13/2024

Page 11

Official Results

Registered Voters

9213 of 26301 = 35.03%

Precincts Reporting

48 of 48 = 100.00%

111

303 of 780 registered voters = 38.85%

Eastmont School District No. 206 Proposition No. 1

Choice	Party	Absentee Voting		Total	
Approved		168	55.45%	168	55.45%
Rejected		135	44.55%	135	44.55%
	Cast Votes:	303	100.00%	303	100.00%
	Undervotes:	0		0	
	Overvotes:	0		0	

Precinct Results Report

Official Feb Special

Run Time 8:46 AM

Run Date 02/23/2024

Douglas County

Special Election

2/13/2024

Page 12

Official Results

Registered Voters

9213 of 26301 = 35.03%

Precincts Reporting

48 of 48 = 100.00%

112

191 of 506 registered voters = 37.75%

Eastmont School District No. 206 Proposition No. 1

Choice	Party	Absentee Voting		Total	
Approved		129	67.54%	129	67.54%
Rejected		62	32.46%	62	32.46%
	Cast Votes:	191	100.00%	191	100.00%
	Undervotes:	0		0	
	Overvotes:	0		0	

Precinct Results Report

Official Feb Special

Run Time 8:46 AM

Run Date 02/23/2024

Douglas County

Special Election

2/13/2024

Page 13

Official Results

Registered Voters

9213 of 26301 = 35.03%

Precincts Reporting

48 of 48 = 100.00%

113

184 of 721 registered voters = 25.52%

Eastmont School District No. 206 Proposition No. 1

Choice	Party	Absentee Voting		Total	
Approved		117	63.59%	117	63.59%
Rejected		67	36.41%	67	36.41%
	Cast Votes:	184	100.00%	184	100.00%
	Undervotes:	0		0	
	Overvotes:	0		0	

Precinct Results Report

Official Feb Special

Run Time 8:46 AM

Run Date 02/23/2024

Douglas County

Special Election

2/13/2024

Page 14

Official Results

Registered Voters

9213 of 26301 = 35.03%

Precincts Reporting

48 of 48 = 100.00%

114

162 of 478 registered voters = 33.89%

Eastmont School District No. 206 Proposition No. 1

Choice	Party	Absentee Voting		Total	
Approved		94	58.02%	94	58.02%
Rejected		68	41.98%	68	41.98%
	Cast Votes:	162	100.00%	162	100.00%
	Undervotes:	0		0	
	Overvotes:	0		0	

Precinct Results Report

Official Feb Special

Run Time 8:46 AM

Run Date 02/23/2024

Douglas County

Special Election

2/13/2024

Page 15

Official Results

Registered Voters

9213 of 26301 = 35.03%

Precincts Reporting

48 of 48 = 100.00%

115

60 of 176 registered voters = 34.09%

Eastmont School District No. 206 Proposition No. 1

Choice	Party	Absentee Voting		Total	
Approved		33	55.00%	33	55.00%
Rejected		27	45.00%	27	45.00%
	Cast Votes:	60	100.00%	60	100.00%
	Undervotes:	0		0	
	Overvotes:	0		0	

Precinct Results Report

Official Feb Special

Run Time 8:46 AM

Run Date 02/23/2024

Douglas County

Special Election

2/13/2024

Page 16

Official Results

Registered Voters

9213 of 26301 = 35.03%

Precincts Reporting

48 of 48 = 100.00%

201

241 of 838 registered voters = 28.76%

Eastmont School District No. 206 Proposition No. 1

Choice	Party	Absentee Voting		Total	
Approved		141	58.51%	141	58.51%
Rejected		100	41.49%	100	41.49%
	Cast Votes:	241	100.00%	241	100.00%
	Undervotes:	0		0	
	Overvotes:	0		0	

Precinct Results Report

Official Feb Special

Run Time 8:46 AM

Run Date 02/23/2024

Douglas County

Special Election

2/13/2024

Page 17

Official Results

Registered Voters

9213 of 26301 = 35.03%

Precincts Reporting

48 of 48 = 100.00%

202

149 of 476 registered voters = 31.30%

Eastmont School District No. 206 Proposition No. 1

Choice	Party	Absentee Voting		Total	
Approved		88	59.06%	88	59.06%
Rejected		61	40.94%	61	40.94%
	Cast Votes:	149	100.00%	149	100.00%
	Undervotes:	0		0	
	Overvotes:	0		0	

Precinct Results Report

Official Feb Special

Run Time 8:46 AM

Run Date 02/23/2024

Douglas County

Special Election

2/13/2024

Page 18

Official Results

Registered Voters

9213 of 26301 = 35.03%

Precincts Reporting

48 of 48 = 100.00%

203

255 of 635 registered voters = 40.16%

Eastmont School District No. 206 Proposition No. 1

Choice	Party	Absentee Voting		Total	
Approved		160	62.75%	160	62.75%
Rejected		95	37.25%	95	37.25%
	Cast Votes:	255	100.00%	255	100.00%
	Undervotes:	0		0	
	Overvotes:	0		0	

Precinct Results Report

Official Feb Special

Run Time 8:46 AM

Run Date 02/23/2024

Douglas County

Special Election

2/13/2024

Page 19

Official Results

Registered Voters

9213 of 26301 = 35.03%

Precincts Reporting

48 of 48 = 100.00%

204

371 of 1,012 registered voters = 36.66%

Eastmont School District No. 206 Proposition No. 1

Choice	Party	Absentee Voting		Total	
Approved		201	54.32%	201	54.32%
Rejected		169	45.68%	169	45.68%
	Cast Votes:	370	100.00%	370	100.00%
	Undervotes:	1		1	
	Overvotes:	0		0	

Precinct Results Report

Official Feb Special

Run Time 8:46 AM

Run Date 02/23/2024

Douglas County

Special Election

2/13/2024

Page 20

Official Results

Registered Voters

9213 of 26301 = 35.03%

Precincts Reporting

48 of 48 = 100.00%

205

341 of 837 registered voters = 40.74%

Waterville School District No. 209 Proposition No. 2

Choice	Party	Absentee Voting		Total	
Levy...Yes		213	62.65%	213	62.65%
Levy...No		127	37.35%	127	37.35%
Cast Votes:		340	100.00%	340	100.00%
Undervotes:		1		1	
Overvotes:		0		0	

Waterville School District No. 209 Proposition No. 1

Choice	Party	Absentee Voting		Total	
Levy...Yes		223	65.40%	223	65.40%
Levy...No		118	34.60%	118	34.60%
Cast Votes:		341	100.00%	341	100.00%
Undervotes:		0		0	
Overvotes:		0		0	

Precinct Results Report

Official Feb Special

Run Time 8:46 AM

Run Date 02/23/2024

Douglas County

Special Election

2/13/2024

Page 21

Official Results

Registered Voters

9213 of 26301 = 35.03%

Precincts Reporting

48 of 48 = 100.00%

206

255 of 745 registered voters = 34.23%

Eastmont School District No. 206 Proposition No. 1

Choice	Party	Absentee Voting		Total	
Approved		156	61.18%	156	61.18%
Rejected		99	38.82%	99	38.82%
	Cast Votes:	255	100.00%	255	100.00%
	Undervotes:	0		0	
	Overvotes:	0		0	

Precinct Results Report

Official Feb Special

Run Time 8:46 AM

Run Date 02/23/2024

Douglas County

Special Election

2/13/2024

Page 22

Official Results

Registered Voters

9213 of 26301 = 35.03%

Precincts Reporting

48 of 48 = 100.00%

207

358 of 1,020 registered voters = 35.10%

Eastmont School District No. 206 Proposition No. 1

Choice	Party	Absentee Voting		Total	
Approved		216	60.34%	216	60.34%
Rejected		142	39.66%	142	39.66%
	Cast Votes:	358	100.00%	358	100.00%
	Undervotes:	0		0	
	Overvotes:	0		0	

Precinct Results Report

Official Feb Special

Run Time 8:46 AM

Run Date 02/23/2024

Douglas County

Special Election

2/13/2024

Page 23

Official Results

Registered Voters

9213 of 26301 = 35.03%

Precincts Reporting

48 of 48 = 100.00%

208

125 of 536 registered voters = 23.32%

Eastmont School District No. 206 Proposition No. 1

Choice	Party	Absentee Voting		Total	
Approved		61	48.80%	61	48.80%
Rejected		64	51.20%	64	51.20%
	Cast Votes:	125	100.00%	125	100.00%
	Undervotes:	0		0	
	Overvotes:	0		0	

Precinct Results Report

Official Feb Special

Run Time 8:46 AM

Run Date 02/23/2024

Douglas County

Special Election

2/13/2024

Page 24

Official Results

Registered Voters

9213 of 26301 = 35.03%

Precincts Reporting

48 of 48 = 100.00%

209

184 of 521 registered voters = 35.32%

Eastmont School District No. 206 Proposition No. 1

Choice	Party	Absentee Voting		Total	
Approved		106	58.24%	106	58.24%
Rejected		76	41.76%	76	41.76%
Cast Votes:		182	100.00%	182	100.00%
Undervotes:		0		0	
Overvotes:		0		0	

Waterville School District No. 209 Proposition No. 2

Choice	Party	Absentee Voting		Total	
Levy...Yes		0	0.00%	0	0.00%
Levy...No		2	100.00%	2	100.00%
Cast Votes:		2	100.00%	2	100.00%
Undervotes:		0		0	
Overvotes:		0		0	

Waterville School District No. 209 Proposition No. 1

Choice	Party	Absentee Voting		Total	
Levy...Yes		0	0.00%	0	0.00%
Levy...No		2	100.00%	2	100.00%
Cast Votes:		2	100.00%	2	100.00%
Undervotes:		0		0	
Overvotes:		0		0	

Precinct Results Report

Official Feb Special

Run Time 8:46 AM

Run Date 02/23/2024

Douglas County

Special Election

2/13/2024

Page 25

Official Results

Registered Voters

9213 of 26301 = 35.03%

Precincts Reporting

48 of 48 = 100.00%

210

161 of 739 registered voters = 21.79%

Eastmont School District No. 206 Proposition No. 1

Choice	Party	Absentee Voting		Total	
Approved		102	63.35%	102	63.35%
Rejected		59	36.65%	59	36.65%
	Cast Votes:	161	100.00%	161	100.00%
	Undervotes:	0		0	
	Overvotes:	0		0	

Precinct Results Report

Official Feb Special

Run Time 8:46 AM

Run Date 02/23/2024

Douglas County

Special Election

2/13/2024

Page 26

Official Results

Registered Voters

9213 of 26301 = 35.03%

Precincts Reporting

48 of 48 = 100.00%

211

58 of 149 registered voters = 38.93%

Coulee Hartline School District No. 151 Proposition No. 1

Choice	Party	Absentee Voting		Total	
Levy...Yes		17	100.00%	17	100.00%
Levy...No		0	0.00%	0	0.00%
	Cast Votes:	17	100.00%	17	100.00%
	Undervotes:	0		0	
	Overvotes:	0		0	

Mansfield School District No. 207 Proposition No. 1

Choice	Party	Absentee Voting		Total	
Levy...Yes		1	33.33%	1	33.33%
Levy...No		2	66.67%	2	66.67%
	Cast Votes:	3	100.00%	3	100.00%
	Undervotes:	0		0	
	Overvotes:	0		0	

Waterville School District No. 209 Proposition No. 2

Choice	Party	Absentee Voting		Total	
Levy...Yes		24	63.16%	24	63.16%
Levy...No		14	36.84%	14	36.84%
	Cast Votes:	38	100.00%	38	100.00%
	Undervotes:	0		0	
	Overvotes:	0		0	

Waterville School District No. 209 Proposition No. 1

Choice	Party	Absentee Voting		Total	
Levy...Yes		23	60.53%	23	60.53%
Levy...No		15	39.47%	15	39.47%
	Cast Votes:	38	100.00%	38	100.00%
	Undervotes:	0		0	
	Overvotes:	0		0	

Precinct Results Report

Official Feb Special

Run Time 8:46 AM

Run Date 02/23/2024

Douglas County

Special Election

2/13/2024

Page 27

Official Results

Registered Voters

9213 of 26301 = 35.03%

Precincts Reporting

48 of 48 = 100.00%

212

176 of 513 registered voters = 34.31%

Eastmont School District No. 206 Proposition No. 1

Choice	Party	Absentee Voting		Total	
Approved		84	47.73%	84	47.73%
Rejected		92	52.27%	92	52.27%
	Cast Votes:	176	100.00%	176	100.00%
	Undervotes:	0		0	
	Overvotes:	0		0	

Precinct Results Report

Official Feb Special

Run Time 8:46 AM

Run Date 02/23/2024

Douglas County

Special Election

2/13/2024

Page 28

Official Results

Registered Voters

9213 of 26301 = 35.03%

Precincts Reporting

48 of 48 = 100.00%

213

159 of 426 registered voters = 37.32%

Lake Chelan School District No. 129 Proposition No. 1

Choice	Party	Absentee Voting		Total	
Levy...Yes		0	0.00%	0	0.00%
Levy...No		0	0.00%	0	0.00%
	Cast Votes:	0	0.00%	0	0.00%
	Undervotes:	0		0	
	Overvotes:	0		0	

Lake Chelan School District No. 129 Proposition No. 2

Choice	Party	Absentee Voting		Total	
Levy...Yes		0	0.00%	0	0.00%
Levy...No		0	0.00%	0	0.00%
	Cast Votes:	0	0.00%	0	0.00%
	Undervotes:	0		0	
	Overvotes:	0		0	

Eastmont School District No. 206 Proposition No. 1

Choice	Party	Absentee Voting		Total	
Approved		11	40.74%	11	40.74%
Rejected		16	59.26%	16	59.26%
	Cast Votes:	27	100.00%	27	100.00%
	Undervotes:	0		0	
	Overvotes:	0		0	

Mansfield School District No. 207 Proposition No. 1

Choice	Party	Absentee Voting		Total	
Levy...Yes		0	0.00%	0	0.00%
Levy...No		0	0.00%	0	0.00%
	Cast Votes:	0	0.00%	0	0.00%
	Undervotes:	0		0	
	Overvotes:	0		0	

Precinct Results Report

Official Feb Special

Run Time 8:46 AM

Run Date 02/23/2024

Douglas County

Special Election

2/13/2024

Page 29

Official Results

Registered Voters

9213 of 26301 = 35.03%

Precincts Reporting

48 of 48 = 100.00%

213

159 of 426 registered voters = 37.32%

Orondo School District No. 13 Proposition No. 1

Choice	Party	Absentee Voting		Total	
Levy...Yes		0	0.00%	0	0.00%
Levy...No		0	0.00%	0	0.00%
	Cast Votes:	0	0.00%	0	0.00%
	Undervotes:	0		0	
	Overvotes:	0		0	

Waterville School District No. 209 Proposition No. 2

Choice	Party	Absentee Voting		Total	
Levy...Yes		77	58.78%	77	58.78%
Levy...No		54	41.22%	54	41.22%
	Cast Votes:	131	100.00%	131	100.00%
	Undervotes:	1		1	
	Overvotes:	0		0	

Waterville School District No. 209 Proposition No. 1

Choice	Party	Absentee Voting		Total	
Levy...Yes		73	55.73%	73	55.73%
Levy...No		58	44.27%	58	44.27%
	Cast Votes:	131	100.00%	131	100.00%
	Undervotes:	1		1	
	Overvotes:	0		0	

Precinct Results Report

Official Feb Special

Run Time 8:46 AM

Run Date 02/23/2024

Douglas County

Special Election

2/13/2024

Page 30

Official Results

Registered Voters

9213 of 26301 = 35.03%

Precincts Reporting

48 of 48 = 100.00%

214

49 of 261 registered voters = 18.77%

Eastmont School District No. 206 Proposition No. 1

Choice	Party	Absentee Voting		Total	
Approved		24	48.98%	24	48.98%
Rejected		25	51.02%	25	51.02%
	Cast Votes:	49	100.00%	49	100.00%
	Undervotes:	0		0	
	Overvotes:	0		0	

Precinct Results Report

Official Feb Special

Run Time 8:46 AM

Run Date 02/23/2024

Douglas County

Special Election

2/13/2024

Page 31

Official Results

Registered Voters

9213 of 26301 = 35.03%

Precincts Reporting

48 of 48 = 100.00%

215

162 of 676 registered voters = 23.96%

Eastmont School District No. 206 Proposition No. 1

Choice	Party	Absentee Voting		Total	
Approved		89	54.94%	89	54.94%
Rejected		73	45.06%	73	45.06%
	Cast Votes:	162	100.00%	162	100.00%
	Undervotes:	0		0	
	Overvotes:	0		0	

Precinct Results Report

Official Feb Special

Run Time 8:46 AM

Run Date 02/23/2024

Douglas County

Special Election

2/13/2024

Page 32

Official Results

Registered Voters

9213 of 26301 = 35.03%

Precincts Reporting

48 of 48 = 100.00%

301

422 of 1,076 registered voters = 39.22%

Eastmont School District No. 206 Proposition No. 1

Choice	Party	Absentee Voting		Total	
Approved		262	62.09%	262	62.09%
Rejected		160	37.91%	160	37.91%
	Cast Votes:	422	100.00%	422	100.00%
	Undervotes:	0		0	
	Overvotes:	0		0	

Precinct Results Report

Official Feb Special

Run Time 8:46 AM

Run Date 02/23/2024

Douglas County

Special Election

2/13/2024

Page 33

Official Results

Registered Voters

9213 of 26301 = 35.03%

Precincts Reporting

48 of 48 = 100.00%

302

315 of 580 registered voters = 54.31%

Eastmont School District No. 206 Proposition No. 1

Choice	Party	Absentee Voting		Total	
Approved		206	65.40%	206	65.40%
Rejected		109	34.60%	109	34.60%
	Cast Votes:	315	100.00%	315	100.00%
	Undervotes:	0		0	
	Overvotes:	0		0	

Precinct Results Report

Official Feb Special

Run Time 8:46 AM

Run Date 02/23/2024

Douglas County

Special Election

2/13/2024

Page 34

Official Results

Registered Voters

9213 of 26301 = 35.03%

Precincts Reporting

48 of 48 = 100.00%

303

115 of 576 registered voters = 19.97%

Bridgeport School District No. 75 Proposition No. 1

Choice	Party	Absentee Voting		Total	
Levy...Yes		63	54.78%	63	54.78%
Levy...No		52	45.22%	52	45.22%
	Cast Votes:	115	100.00%	115	100.00%
	Undervotes:	0		0	
	Overvotes:	0		0	

Precinct Results Report

Official Feb Special

Run Time 8:46 AM

Run Date 02/23/2024

Douglas County

Special Election

2/13/2024

Page 35

Official Results

Registered Voters

9213 of 26301 = 35.03%

Precincts Reporting

48 of 48 = 100.00%

304

37 of 112 registered voters = 33.04%

Bridgeport School District No. 75 Proposition No. 1

Choice	Party	Absentee Voting		Total	
Levy...Yes		19	51.35%	19	51.35%
Levy...No		18	48.65%	18	48.65%
	Cast Votes:	37	100.00%	37	100.00%
	Undervotes:	0		0	
	Overvotes:	0		0	

Precinct Results Report

Official Feb Special

Run Time 8:46 AM

Run Date 02/23/2024

Douglas County

Special Election

2/13/2024

Page 36

Official Results

Registered Voters

9213 of 26301 = 35.03%

Precincts Reporting

48 of 48 = 100.00%

305

133 of 401 registered voters = 33.17%

Brewster School District No. 111/203J Proposition No. 1

Choice	Party	Absentee Voting		Total	
Levy...Yes		38	40.00%	38	40.00%
Levy...No		57	60.00%	57	60.00%
	Cast Votes:	95	100.00%	95	100.00%
	Undervotes:	0		0	
	Overvotes:	0		0	

Bridgeport School District No. 75 Proposition No. 1

Choice	Party	Absentee Voting		Total	
Levy...Yes		19	50.00%	19	50.00%
Levy...No		19	50.00%	19	50.00%
	Cast Votes:	38	100.00%	38	100.00%
	Undervotes:	0		0	
	Overvotes:	0		0	

Mansfield School District No. 207 Proposition No. 1

Choice	Party	Absentee Voting		Total	
Levy...Yes		0	0.00%	0	0.00%
Levy...No		0	0.00%	0	0.00%
	Cast Votes:	0	0.00%	0	0.00%
	Undervotes:	0		0	
	Overvotes:	0		0	

Precinct Results Report

Official Feb Special

Run Time 8:46 AM

Run Date 02/23/2024

Douglas County

Special Election

2/13/2024

Page 37

Official Results

Registered Voters

9213 of 26301 = 35.03%

Precincts Reporting

48 of 48 = 100.00%

306

202 of 425 registered voters = 47.53%

Eastmont School District No. 206 Proposition No. 1

Choice	Party	Absentee Voting		Total	
Approved		115	56.93%	115	56.93%
Rejected		87	43.07%	87	43.07%
	Cast Votes:	202	100.00%	202	100.00%
	Undervotes:	0		0	
	Overvotes:	0		0	

Precinct Results Report

Official Feb Special

Run Time 8:46 AM

Run Date 02/23/2024

Douglas County

Special Election

2/13/2024

Page 38

Official Results

Registered Voters

9213 of 26301 = 35.03%

Precincts Reporting

48 of 48 = 100.00%

307

1 of 3 registered voters = 33.33%

Bridgeport School District No. 75 Proposition No. 1

Choice	Party	Absentee Voting		Total	
Levy...Yes		0	0.00%	0	0.00%
Levy...No		1	100.00%	1	100.00%
	Cast Votes:	1	100.00%	1	100.00%
	Undervotes:	0		0	
	Overvotes:	0		0	

Precinct Results Report

Official Feb Special

Run Time 8:46 AM

Run Date 02/23/2024

Douglas County

Special Election

2/13/2024

Page 39

Official Results

Registered Voters

9213 of 26301 = 35.03%

Precincts Reporting

48 of 48 = 100.00%

308

44 of 123 registered voters = 35.77%

Coulee Hartline School District No. 151 Proposition No. 1

Choice	Party	Absentee Voting		Total	
Levy...Yes		19	63.33%	19	63.33%
Levy...No		11	36.67%	11	36.67%
	Cast Votes:	30	100.00%	30	100.00%
	Undervotes:	0		0	
	Overvotes:	0		0	

Bridgeport School District No. 75 Proposition No. 1

Choice	Party	Absentee Voting		Total	
Levy...Yes		1	12.50%	1	12.50%
Levy...No		7	87.50%	7	87.50%
	Cast Votes:	8	100.00%	8	100.00%
	Undervotes:	0		0	
	Overvotes:	0		0	

Mansfield School District No. 207 Proposition No. 1

Choice	Party	Absentee Voting		Total	
Levy...Yes		6	100.00%	6	100.00%
Levy...No		0	0.00%	0	0.00%
	Cast Votes:	6	100.00%	6	100.00%
	Undervotes:	0		0	
	Overvotes:	0		0	

Waterville School District No. 209 Proposition No. 2

Choice	Party	Absentee Voting		Total	
Levy...Yes		0	0.00%	0	0.00%
Levy...No		0	0.00%	0	0.00%
	Cast Votes:	0	0.00%	0	0.00%
	Undervotes:	0		0	
	Overvotes:	0		0	

Precinct Results Report

Official Feb Special

Run Time 8:46 AM

Run Date 02/23/2024

Douglas County

Special Election

2/13/2024

Page 40

Official Results

Registered Voters

9213 of 26301 = 35.03%

Precincts Reporting

48 of 48 = 100.00%

308

44 of 123 registered voters = 35.77%

Waterville School District No. 209 Proposition No. 1

Choice	Party	Absentee Voting		Total	
Levy...Yes		0	0.00%	0	0.00%
Levy...No		0	0.00%	0	0.00%
	Cast Votes:	0	0.00%	0	0.00%
	Undervotes:	0		0	
	Overvotes:	0		0	

Precinct Results Report

Official Feb Special

Run Time 8:46 AM

Run Date 02/23/2024

Douglas County

Special Election

2/13/2024

Page 41

Official Results

Registered Voters

9213 of 26301 = 35.03%

Precincts Reporting

48 of 48 = 100.00%

309

87 of 197 registered voters = 44.16%

Lake Chelan School District No. 129 Proposition No. 1

Choice	Party	Absentee Voting		Total	
Levy...Yes		12	46.15%	12	46.15%
Levy...No		14	53.85%	14	53.85%
	Cast Votes:	26	100.00%	26	100.00%
	Undervotes:	0		0	
	Overvotes:	0		0	

Lake Chelan School District No. 129 Proposition No. 2

Choice	Party	Absentee Voting		Total	
Levy...Yes		15	57.69%	15	57.69%
Levy...No		11	42.31%	11	42.31%
	Cast Votes:	26	100.00%	26	100.00%
	Undervotes:	0		0	
	Overvotes:	0		0	

Bridgeport School District No. 75 Proposition No. 1

Choice	Party	Absentee Voting		Total	
Levy...Yes		0	0.00%	0	0.00%
Levy...No		0	0.00%	0	0.00%
	Cast Votes:	0	0.00%	0	0.00%
	Undervotes:	0		0	
	Overvotes:	0		0	

Mansfield School District No. 207 Proposition No. 1

Choice	Party	Absentee Voting		Total	
Levy...Yes		52	85.25%	52	85.25%
Levy...No		9	14.75%	9	14.75%
	Cast Votes:	61	100.00%	61	100.00%
	Undervotes:	0		0	
	Overvotes:	0		0	

Precinct Results Report

Official Feb Special

Run Time 8:46 AM

Run Date 02/23/2024

Douglas County

Special Election

2/13/2024

Page 42

Official Results

Registered Voters

9213 of 26301 = 35.03%

Precincts Reporting

48 of 48 = 100.00%

309

87 of 197 registered voters = 44.16%

Waterville School District No. 209 Proposition No. 2

Choice	Party	Absentee Voting		Total	
Levy...Yes		0	0.00%	0	0.00%
Levy...No		0	0.00%	0	0.00%
	Cast Votes:	0	0.00%	0	0.00%
	Undervotes:	0		0	
	Overvotes:	0		0	

Waterville School District No. 209 Proposition No. 1

Choice	Party	Absentee Voting		Total	
Levy...Yes		0	0.00%	0	0.00%
Levy...No		0	0.00%	0	0.00%
	Cast Votes:	0	0.00%	0	0.00%
	Undervotes:	0		0	
	Overvotes:	0		0	

Precinct Results Report

Official Feb Special

Run Time 8:46 AM

Run Date 02/23/2024

Douglas County

Special Election

2/13/2024

Page 43

Official Results

Registered Voters

9213 of 26301 = 35.03%

Precincts Reporting

48 of 48 = 100.00%

310

100 of 208 registered voters = 48.08%

Mansfield School District No. 207 Proposition No. 1

Choice	Party	Absentee Voting		Total	
Levy...Yes		76	76.00%	76	76.00%
Levy...No		24	24.00%	24	24.00%
	Cast Votes:	100	100.00%	100	100.00%
	Undervotes:	0		0	
	Overvotes:	0		0	

Precinct Results Report

Official Feb Special

Run Time 8:46 AM

Run Date 02/23/2024

Douglas County

Special Election

2/13/2024

Page 44

Official Results

Registered Voters

9213 of 26301 = 35.03%

Precincts Reporting

48 of 48 = 100.00%

311

154 of 413 registered voters = 37.29%

Eastmont School District No. 206 Proposition No. 1

Choice	Party	Absentee Voting		Total	
Approved		11	57.89%	11	57.89%
Rejected		8	42.11%	8	42.11%
	Cast Votes:	19	100.00%	19	100.00%
	Undervotes:	0		0	
	Overvotes:	0		0	

Orondo School District No. 13 Proposition No.1

Choice	Party	Absentee Voting		Total	
Levy...Yes		80	59.26%	80	59.26%
Levy...No		55	40.74%	55	40.74%
	Cast Votes:	135	100.00%	135	100.00%
	Undervotes:	0		0	
	Overvotes:	0		0	

Precinct Results Report

Official Feb Special

Run Time 8:46 AM

Run Date 02/23/2024

Douglas County

Special Election

2/13/2024

Page 45

Official Results

Registered Voters

9213 of 26301 = 35.03%

Precincts Reporting

48 of 48 = 100.00%

312

286 of 883 registered voters = 32.39%

Lake Chelan School District No. 129 Proposition No. 1

Choice	Party	Absentee Voting		Total	
Levy...Yes		33	40.24%	33	40.24%
Levy...No		49	59.76%	49	59.76%
	Cast Votes:	82	100.00%	82	100.00%
	Undervotes:	0		0	
	Overvotes:	0		0	

Lake Chelan School District No. 129 Proposition No. 2

Choice	Party	Absentee Voting		Total	
Levy...Yes		41	50.00%	41	50.00%
Levy...No		41	50.00%	41	50.00%
	Cast Votes:	82	100.00%	82	100.00%
	Undervotes:	0		0	
	Overvotes:	0		0	

Mansfield School District No. 207 Proposition No. 1

Choice	Party	Absentee Voting		Total	
Levy...Yes		0	0.00%	0	0.00%
Levy...No		0	0.00%	0	0.00%
	Cast Votes:	0	0.00%	0	0.00%
	Undervotes:	0		0	
	Overvotes:	0		0	

Orondo School District No. 13 Proposition No. 1

Choice	Party	Absentee Voting		Total	
Levy...Yes		126	61.76%	126	61.76%
Levy...No		78	38.24%	78	38.24%
	Cast Votes:	204	100.00%	204	100.00%
	Undervotes:	0		0	
	Overvotes:	0		0	

Precinct Results Report

Official Feb Special

Run Time 8:46 AM

Run Date 02/23/2024

Douglas County

Special Election

2/13/2024

Page 46

Official Results

Registered Voters

9213 of 26301 = 35.03%

Precincts Reporting

48 of 48 = 100.00%

312

286 of 883 registered voters = 32.39%

Waterville School District No. 209 Proposition No. 2

Choice	Party	Absentee Voting		Total	
Levy...Yes		0	0.00%	0	0.00%
Levy...No		0	0.00%	0	0.00%
	Cast Votes:	0	0.00%	0	0.00%
	Undervotes:	0		0	
	Overvotes:	0		0	

Waterville School District No. 209 Proposition No. 1

Choice	Party	Absentee Voting		Total	
Levy...Yes		0	0.00%	0	0.00%
Levy...No		0	0.00%	0	0.00%
	Cast Votes:	0	0.00%	0	0.00%
	Undervotes:	0		0	
	Overvotes:	0		0	

Precinct Results Report

Official Feb Special

Run Time 8:46 AM

Run Date 02/23/2024

Douglas County

Special Election

2/13/2024

Page 47

Official Results

Registered Voters

9213 of 26301 = 35.03%

Precincts Reporting

48 of 48 = 100.00%

313

47 of 140 registered voters = 33.57%

Eastmont School District No. 206 Proposition No. 1

Choice	Party	Absentee Voting		Total	
Approved		27	57.45%	27	57.45%
Rejected		20	42.55%	20	42.55%
	Cast Votes:	47	100.00%	47	100.00%
	Undervotes:	0		0	
	Overvotes:	0		0	

Waterville School District No. 209 Proposition No. 2

Choice	Party	Absentee Voting		Total	
Levy...Yes		0	0.00%	0	0.00%
Levy...No		0	0.00%	0	0.00%
	Cast Votes:	0	0.00%	0	0.00%
	Undervotes:	0		0	
	Overvotes:	0		0	

Waterville School District No. 209 Proposition No. 1

Choice	Party	Absentee Voting		Total	
Levy...Yes		0	0.00%	0	0.00%
Levy...No		0	0.00%	0	0.00%
	Cast Votes:	0	0.00%	0	0.00%
	Undervotes:	0		0	
	Overvotes:	0		0	

Precinct Results Report

Official Feb Special

Run Time 8:46 AM

Run Date 02/23/2024

Douglas County

Special Election

2/13/2024

Page 48

Official Results

Registered Voters

9213 of 26301 = 35.03%

Precincts Reporting

48 of 48 = 100.00%

315

587 of 1,262 registered voters = 46.51%

Eastmont School District No. 206 Proposition No. 1

Choice	Party	Absentee Voting		Total	
Approved		356	60.75%	356	60.75%
Rejected		230	39.25%	230	39.25%
	Cast Votes:	586	100.00%	586	100.00%
	Undervotes:	1		1	
	Overvotes:	0		0	

Precinct Results Report

Official Feb Special

Run Time 8:46 AM

Run Date 02/23/2024

Douglas County

Special Election

2/13/2024

Page 49

Official Results

Registered Voters

9213 of 26301 = 35.03%

Precincts Reporting

48 of 48 = 100.00%

316

15 of 23 registered voters = 65.22%

Eastmont School District No. 206 Proposition No. 1

Choice	Party	Absentee Voting		Total	
Approved		12	80.00%	12	80.00%
Rejected		3	20.00%	3	20.00%
	Cast Votes:	15	100.00%	15	100.00%
	Undervotes:	0		0	
	Overvotes:	0		0	

Precinct Results Report

Official Feb Special

Run Time 8:46 AM

Run Date 02/23/2024

Douglas County

Special Election

2/13/2024

Page 50

Official Results

Registered Voters

9213 of 26301 = 35.03%

Precincts Reporting

48 of 48 = 100.00%

318

81 of 207 registered voters = 39.13%

Eastmont School District No. 206 Proposition No. 1

Choice	Party	Absentee Voting		Total	
Approved		57	70.37%	57	70.37%
Rejected		24	29.63%	24	29.63%
	Cast Votes:	81	100.00%	81	100.00%
	Undervotes:	0		0	
	Overvotes:	0		0	

Precinct Results Report

Official Feb Special

Run Time 8:46 AM

Run Date 02/23/2024

Douglas County

Special Election

2/13/2024

Page 51

Official Results

Registered Voters

9213 of 26301 = 35.03%

Precincts Reporting

48 of 48 = 100.00%

319

304 of 873 registered voters = 34.82%

Eastmont School District No. 206 Proposition No. 1

Choice	Party	Absentee Voting		Total	
Approved		168	55.45%	168	55.45%
Rejected		135	44.55%	135	44.55%
	Cast Votes:	303	100.00%	303	100.00%
	Undervotes:	1		1	
	Overvotes:	0		0	

Precinct Results Report

Official Feb Special

Run Time 8:46 AM

Run Date 02/23/2024

Douglas County

Special Election

2/13/2024

Page 52

Official Results

Registered Voters

9213 of 26301 = 35.03%

Precincts Reporting

48 of 48 = 100.00%

320

241 of 750 registered voters = 32.13%

Eastmont School District No. 206 Proposition No. 1

Choice	Party	Absentee Voting		Total	
Approved		171	70.95%	171	70.95%
Rejected		70	29.05%	70	29.05%
	Cast Votes:	241	100.00%	241	100.00%
	Undervotes:	0		0	
	Overvotes:	0		0	

*** End of report ***